



CRIME IN ALASKA

2022

Uniform Crime Reporting Program Summary Reporting System Annual Report

Prepared By: June Younkins
Statewide Services Division
Criminal Records & Identification Bureau
Paula Davis, Bureau Chief

October 2023

Contents

❖ Uniform Crime Reporting Program.	1
❖ Contributing & Non-Contributing Agencies.	2
❖ Law Enforcement Personnel Counts.	3
❖ Law Enforcement Killed in the Line of Duty.	5
❖ Alaska Population Figures.	6
❖ Crime Clock.	7
❖ Alaska Crime Rate & Index.	8
❖ Murder 2022.	13
❖ Rape 2022.	18
❖ Robbery 2022.	21
❖ Aggravated Assault 2022.	24
❖ Burglary 2022.	27
❖ Larceny Theft 2022.	30
❖ Motor Vehicle Theft 2022.	33
❖ Arson 2022.	36
❖ Statewide Reports.	40
Statewide January 2022	52
Statewide February 2022.	64
Statewide March 2022.	76
Statewide April 2022.	88
Statewide May 2022.	100
Statewide June 2022.	112
Statewide July 2022.	124
Statewide August 2022.	136
Statewide September 2022.	148
Statewide October 2022.	160
Statewide November 2022.	172
Statewide December 2022.	184
❖ Agency Reports.	196
Alaska State Troopers	196

Contents

Anchorage Police Department.	208
Bethel Police Department.	220
Bristol Bay Borough Police Department.	232
Cordova Police Department.	244
Craig Police Department.	256
Fairbanks International Airport.	268
Fairbanks Police Department.	280
Haines Police Department.	292
Homer Police Department.	304
Juneau Police Department.	316
Kenai Police Department.	328
Ketchikan Police Department.	340
Kodiak Police Department.	352
Kotzebue Police Department.	364
Nome Police Department.	376
North Pole Police Department.	388
North Slope Borough Police Department.	400
Palmer Police Department.	412
Petersburg Police Department.	424
Seward Police Department.	436
Sitka Police Department.	448
Skagway Police Department.	460
Soldotna Police Department.	472
Unalaska Police Department.	484
University of Alaska:Anchorage.	496
University of Alaska:Fairbanks.	508
Valdez Police Department.	520
Wasilla Police Department.	532
Wrangell Police Department.	544
❖ Appendix: Offenses in Uniform Crime Reporting.	556

Uniform Crime Reporting

Introduction to the Program

The Uniform Crime Reporting (UCR) Program is a nationwide cooperative effort by federal, state, city, county, and tribal law enforcement agencies to report data on crimes reported in their jurisdiction. The International Association of Chiefs of Police (IACP) developed this methodology for crime reporting in response to the need for national crime statistics, and in 1930, the Federal Bureau of Investigation (FBI) assumed administrative responsibility for the UCR Program. The data provides the information necessary to gain a basic understanding of the nature and scope of the nation's crime problem.

The submission of data regarding crimes committed within the agency's jurisdiction is required by Alaska Statute (AS) 12.62.130. Since June of 1982, the Department of Public Safety (DPS) has administered the UCR Program for the State of Alaska. The Criminal Records and Identification Bureau, located within the Division of Statewide Services, is responsible for collecting, tabulating, reporting, and publishing the UCR data provided by state and local law enforcement agencies. The submitting agencies retain responsibility for the accuracy of their data, and DPS conducts biennial audits with each agency to ensure data is collected and reported in accordance with the national UCR program guidelines.

Under the Summary Reporting System (SRS), the FBI identified ten offense categories selected because of their seriousness and frequency, as crime index offenses. These ten offenses are referred to as Part I offenses by the FBI. The UCR Program collects and reports all Part I offenses as they become known to law enforcement, whether or not they involve arrests. Offenses which do not fit into the Part I offense classification are considered Part II offenses. The UCR Program only collects arrest data for Part II offenses in addition to the Part I offense and arrest data.

Effective January 1, 2021, the FBI sunset the SRS data collection program and required agencies to report crime data using the National Incident Reporting System (NIBRS) format. Because all law enforcement agencies in Alaska have not transitioned to the NIBRS format, the statewide UCR data for 2021 will continue to be reported in the SRS format using the established FBI calculations to convert NIBRS data back to the SRS format. A separate NIBRS publication with partial statewide crime data will be released at a later date.

Monthly crime statistics are forwarded to the FBI for inclusion in their Crime Data Explorer application and various publications, and they are used to compile the annual Crime in Alaska publication. Because all agencies in Alaska have not transitioned to the NIBRS format, FBI datasets for Alaska for 2021-2022 may be incomplete.

UCR PART I CRIMES

VIOLENT CRIMES

- Murder
- Rape
- Robbery
- Aggravated Assault
- Human Trafficking: Commercial Sex Acts
- Human Trafficking: Involuntary Servitude

PROPERTY CRIMES

- Burglary
- Larceny Theft
- Motor Vehicle Theft
- Arson

Contributing Agencies

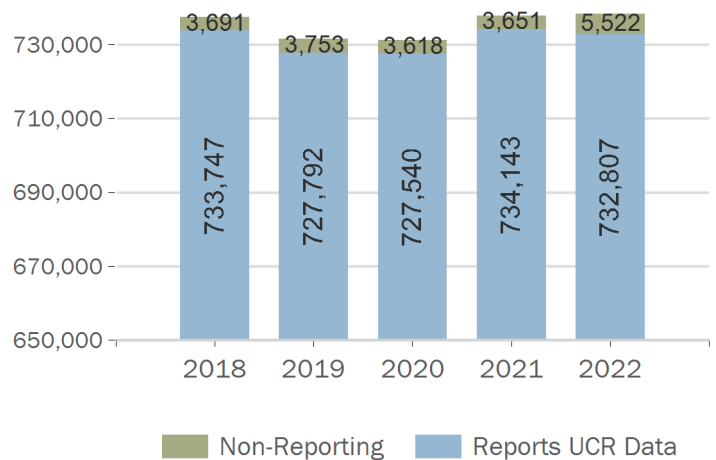
Contributing Agencies 2022

Alaska State Troopers
Anchorage Police Department
Bethel Police Department
Bristol Bay Borough Police Department
Cordova Police Department
Craig Police Department
Fairbanks Airport Police and Fire Department
Fairbanks Police Department
Haines Police Department
Homer Police Department
Juneau Police Department
Kenai Police Department
Ketchikan Police Department
Kodiak Police Department
Kotzebue Police Department
Nome Police Department
North Pole Police Department
North Slope Borough Police Department
Palmer Police Department
Petersburg Police Department
Seward Police Department
Sitka Police Department
Skagway Police Department
Soldotna Police Department
Unalaska Department of Public Safety
University of Alaska Anchorage Police Department
University of Alaska Fairbanks Police Department
Valdez Police Department
Wasilla Police Department
Wrangell Police Department

In 2022, thirty agencies were considered contributing agencies by reporting twelve months of crime data to DPS. These agencies represent 99.3% of the state's population.

Non-contributing agencies are defined as those law enforcement agencies listed as active law enforcement agencies by the [State of Alaska Police Standards Council](#), but did not contribute to the state 2022 UCR data collection effort.

Alaska Population Covered by Reporting Agencies



Non-Contributing Agencies 2022

Anchorage Airport Police and Fire Department
Dillingham Police Department
Fort Yukon Police Department
Hoonah Police Department
King Cove Police Department
Klawock Police Department
Metlakatla Police Department
Saint Paul Police Department
Sand Point Police Department
Seldovia Police Department
Unalakleet Department of Public Safety
Whittier Police Department
Yakutat Police Department

2022 Law Enforcement Personnel

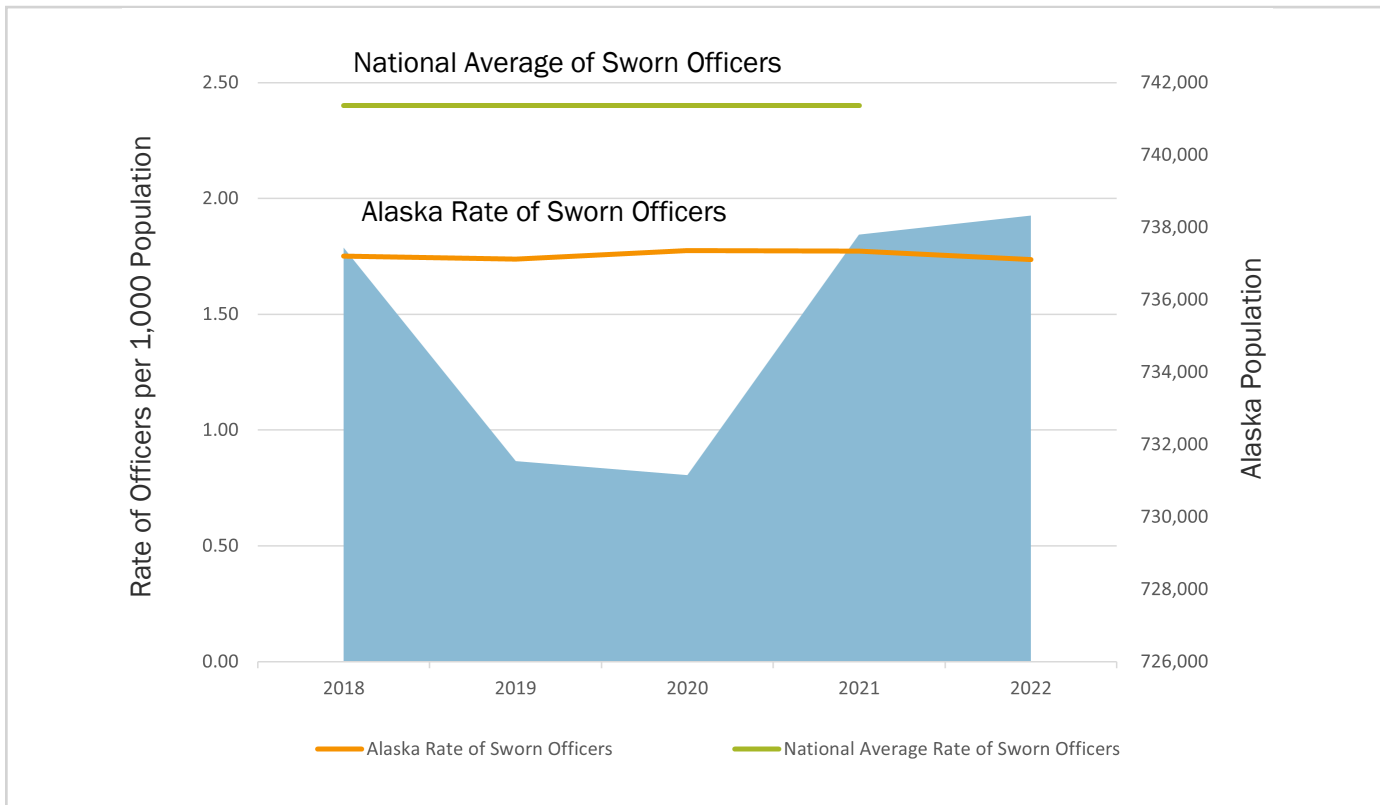
Agency ¹	Full-Time Law Enforcement Officers ²			Full-Time Civilian Employees			Total Count
	Male	Female	Total	Male	Female	Total	
Alaska State Troopers	343	22	365	93	123	216	581
Anchorage Airport Police and Fire Department	54	3	57	4	3	7	64
Anchorage Police Department	356	50	406	33	124	157	563
Bethel Police Department	15	1	16	6	4	10	26
Bristol Bay Borough Police Department	5	0	5	0	6	6	11
Cordova Police Department	3	0	3	3	3	6	9
Craig Police Department	4	0	4	3	4	7	11
Dillingham Police Department	6	0	6	4	2	6	12
Fairbanks Airport Police and Fire Department	22	4	26	0	7	7	33
Fairbanks Police Department	30	3	33	1	5	6	39
Fort Yukon Police Department	3	0	3	0	0	0	3
Haines Police Department	5	0	5	0	3	3	8
Homer Police Department	11	2	13	3	6	9	22
Hoonah Police Department	4	0	4	1	4	5	9
Juneau Police Department	43	3	46	12	22	34	80
Kenai Police Department	17	1	18	2	8	10	28
Ketchikan Police Department	23	2	25	0	10	10	35
King Cove Police Department	3	0	3	2	1	3	6
Klawock Police Department	2	0	2	0	0	0	2
Kodiak Police Department	12	2	14	13	6	19	33
Kotzebue Police Department	14	1	15	0	3	3	18
Nome Police Department	11	0	11	3	8	11	22
North Pole Police Department	13	0	13	0	2	2	15
North Slope Borough Police Department	37	3	40	11	18	29	69
Palmer Police Department	15	0	15	0	8	8	23
Petersburg Police Department	8	0	8	0	2	2	10
Saint Paul Police Department	3	0	3	2	2	4	7
Sand Point Police Department	3	0	3	1	1	2	5
Seldovia Police Department	1	0	1	0	0	0	1
Seward Police Department	9	0	9	6	7	13	22
Sitka Police Department	12	1	13	8	5	13	26
Skagway Police Department	4	0	4	3	2	5	9
Soldotna Police Department	13	1	14	0	3	3	17
Unalaska Department of Public Safety	8	2	10	5	6	11	21
University of Alaska Anchorage Police Department	7	3	10	6	1	7	17
University of Alaska Fairbanks Police Department	3	4	7	2	4	6	13
Valdez Police Department	11	0	11	0	0	0	11
Wasilla Police Department	23	1	24	1	3	4	28
Whittier Police Department	7	0	7	0	0	0	7
Wrangell Police Department	5	0	5	2	4	6	11
Yakutat Police Department	4	0	4	0	1	1	5
Totals	1,172	109	1,281	230	421	651	1,932

¹ Active law enforcement agencies with zero reported personnel for 2022 are not included in this list

² The FBI defines law enforcement officers as full-time, sworn personnel that possess full arrest powers, and carry a weapon; these employees' salaries are paid from law enforcement funds. Village Public Safety Officers (VPSOs), Village Police Officers (VPOs), and Tribal Police Officers (TPOs) are not included in these counts.

Law Enforcement Officer Rates

State and National Rates of Sworn Officers per 1,000 Population



Year	Alaska Population ¹	Number of Sworn Officers ²	Alaska Rate per 1,000 persons	National Average Rate per 1,000 persons ³
2018	737,438	1,296	1.76	2.4
2019	731,545	1,249	1.71	2.4
2020	731,158	1,289	1.76	2.4
2021	737,794	1,308	1.77	2.4
2022	738,329	1,281	1.73	n/a

¹ This is the total Alaska population; it includes those populations served by law enforcement agencies that do not contribute to UCR data collection and is not the same population figure used to derive Alaska crime rates.

² This is the total number of sworn law enforcement personnel; it includes personnel figures from law enforcement agencies that do not contribute to UCR data collection. It does not include unfilled vacant positions. The FBI defines law enforcement officers as full-time, sworn personnel that possess full arrest powers, and carry a weapon; these employees' salaries are paid from law enforcement funds. Village Public Safety Officers (VPSOs), Village Police Officers (VPOs), and Tribal Police Officers (TPOs) are not included in these counts.

³ National rates from the FBI's [Crime Data Explorer](#). 2022 National data not available at the time of this publication.

Law Enforcement Officers Killed in the Line of Duty

Honoring Alaska's fallen law enforcement heroes; these brave officers made the ultimate sacrifice in the line of duty.

Fallen Officer

Doris W. Barber
Gary G. Wohlfeil
Leroy G. Bohuslov
Donald T. Dull
Kenneth G. Nauska
Benjamin F. Strong
William G. Pfalmer, Jr
Thomas C. Dillon
Dennis F. Cronin
Earl R. Hoggard
Larry R. Carr
Frank S. Rodman
Jonathon P. Flora
Richard J. Adair
Jimmy E. Kennedy
Harry E. Kier
Roland E. Chevalier, Jr.
John D. Stimson
Gordon B. Bartel
Troy L. Duncan
David C. Harris
Ignatius J. Charlie
Harry B. Hanson, Jr.
Ronald E. Zimin
Louie G. Mizelle
Anthony C. Jones
Karl W. Reishus
C. E. Swackhammer
Robert L. Bittick
Dan R. Seely
Bruce A. Heck
John K. Lamm
David C. Churchill
James A. Rowland, Jr.
James A. Moen
Justin T. Wollam
Hans-Peter L. Roelle
James C. Hesterberg
Thomas P. O'Hara
John P. Watson
Anthony M. Wallace
Matthew D. Tokuoka
Thomas O. Madole
Tage B. Toll
P. Scott Johnson
Gabriel L. Rich
Allen D. Brandt
Curtis M. Worland

Agency

Sitka Police Department
Alaska Department of Fish and Game
Alaska Department of Fish and Game
Juneau Police Department
Craig Police Department
Anchorage Police Department
Anchorage Police Department
Bethel Police Department
Alaska State Troopers
Ketchikan Police Department
Alaska State Troopers
Alaska State Troopers
Anchorage Police Department
Juneau Police Department
Juneau Police Department
Anchorage Police Department
Alaska State Troopers
AST – Fish and Wildlife Protection
Kodiak Police Department
Alaska State Troopers
Fort Richardson Military Police
Alakanuk Police Department
Anchorage Police Department
Village Public Safety Officers
Anchorage Police Department
Dillingham Police Department
Juneau Police Department
Alaska Department of Public Safety
Alaska State Troopers
Anchorage Police Department
Alaska State Troopers
Fairbanks Police Department
AST – Fish and Wildlife Protection
Palmer Police Department
AST – Fish and Wildlife Protection
Anchorage Police Department
Alaska State Troopers
Alaska Department of Corrections
National Park Service
Kenai Police Department
Hoonah Police Department
Hoonah Police Department
Village Public Safety Officers
Alaska State Troopers
Alaska State Troopers
Alaska State Troopers
Fairbanks Police Department
Alaska State Troopers

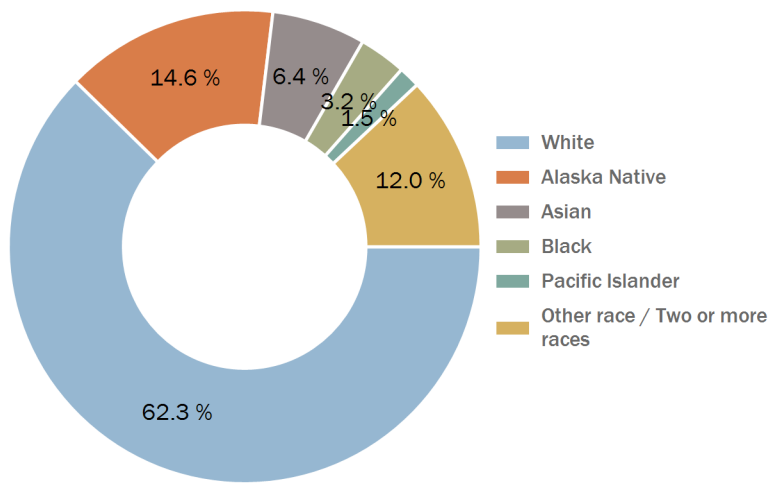
End of Watch

July 28, 1960
March 5, 1964
March 5, 1964
October 19, 1964
January 30, 1966
January 4, 1968
December 26, 1970
November 19, 1972
February 18, 1974
March 30, 1974
December 11, 1974
December 11, 1974
September 8, 1975
April 17, 1979
April 17, 1979
October 28, 1980
April 4, 1982
January 14, 1983
January 15, 1983
May 19, 1984
July 23, 1984
May 10, 1985
July 17, 1986
October 22, 1986
June 5, 1989
February 12, 1992
May 4, 1992
October 11, 1994
October 11, 1994
October 26, 1996
January 10, 1997
January 1, 1998
September 16, 1998
May 15, 1999
June 25, 2001
July 9, 2001
November 24, 2001
November 19, 2002
December 19, 2002
December 25, 2003
August 28, 2010
August 28, 2010
March 19, 2013
March 30, 2013
May 1, 2014
May 1, 2014
October 28, 2016
December 13, 2022

Alaska Population Demographics¹

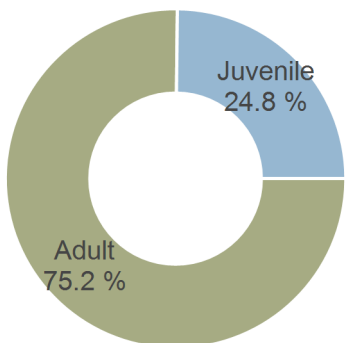
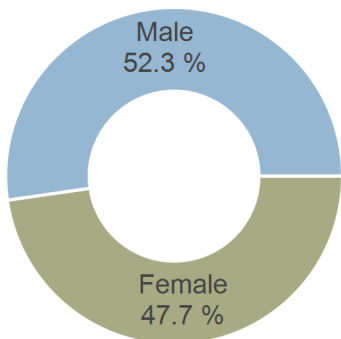
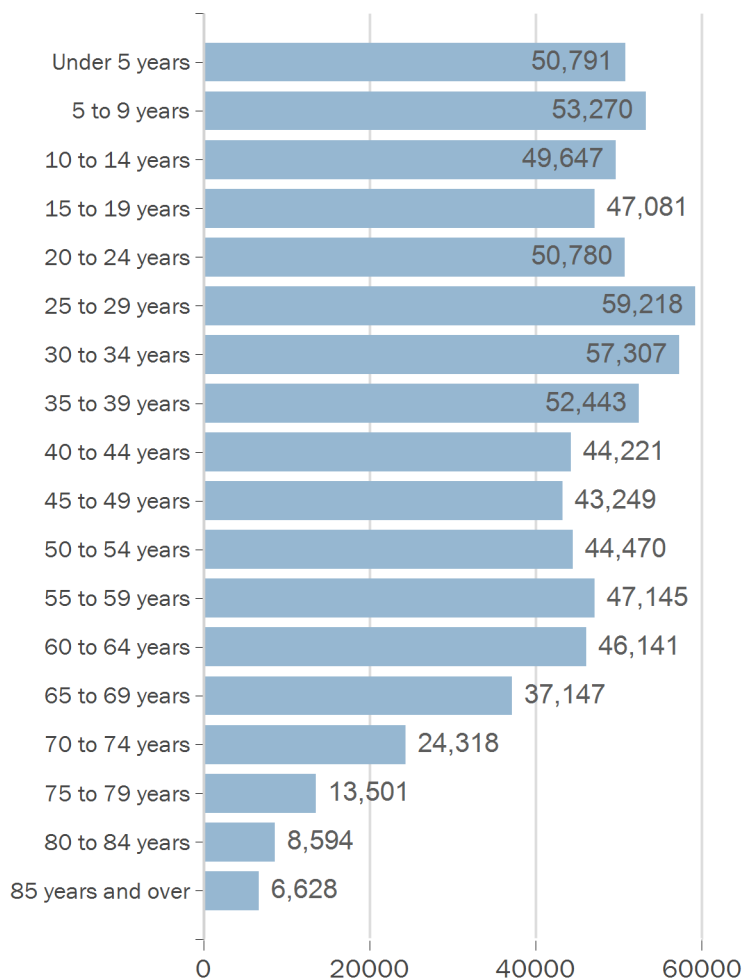
These demographic figures are from 2021 U.S. Census Bureau data and are the most current population estimates that include age, sex, and race breakdowns.

Preliminary U.S. Census Bureau population estimates for 2022 provided by the FBI (which do not include age, sex, and race breakdowns) are used to derive crime rates for 2022.



Sex	
Total Population 2021	735,951
Male	384,749
Female	351,202

Race ²	
White	458,520
American Indian / Alaska Native	107,531
Asian	47,213
Black or African American	23,721
Pacific Islander	10,766
Other Race / Two or More Races	88,200



¹ Source: U.S. Census Bureau, [2021 American Community Survey 5-Year Estimates](#). 2022 data not available at the time of this publication.

² The race designations "two or more races" and "other race", while included in U.S. Census Bureau data, are not collected in the state or federal UCR program.

Alaska's Crime Clock in 2022¹



¹ The Crime Clock should be viewed with care. Being the most aggregate representation of UCR data, it is designed to convey the annual reported crime experience by showing the relative frequency of occurrence of the Index Offenses. This mode of display should not be taken to imply regularity in the commission of the Crime Index Offenses; rather, it represents the annual ratio of crime to fixed time intervals.

Alaska Crime Rate & Index¹

Definition

The crime index is composed of selected offenses used to gauge fluctuations in the overall volume and rate of crime reported to law enforcement. The offenses included are violent crimes of murder and non-negligent manslaughter, rape, robbery, aggravated assault, and property crimes of burglary, larceny/theft, motor vehicle theft, and arson.

Crime in Alaska defines all violent crime as involving force or threat of force, whereas the objective of property crime is the taking of money or property without force or threat of force against the victim.

Summary

The calculations represented in Crime in Alaska are made utilizing the index offense totals for the current and previous year as well as population estimates provided by the FBI. The overall violent crime indices increased and property crime indices decreased in 2022. The crime rate, which relates the incidence of crime to population, experienced similar increase and decrease. With the exception of Murder, Aggravated Assault, Motor Vehicle Theft, and Arson offenses, all Part I crime categories had lower offenses reported in 2022. All facts are important to consider when reviewing the fluctuations in the crime index and rate variances between 2021 and 2022. Caution should be exercised when comparing data from year to year and making conclusions.

Crime Index Summary 2018 - 2022

Offense	2018	2019	2020	2021	2022
Murder	47	70	48	42	70
Rape	1,188	1,101	1,135	1,115	1,049
Robbery	896	827	705	578	555
Aggravated Assault	4,377	4,344	4,215	3,825	3,976
Burglary	3,975	3,557	2,743	2,370	2,001
Larceny Theft	16,327	15,095	11,719	9,520	9,409
Motor Vehicle Theft	3,992	2,609	1,946	1,780	1,802
Arson	127	208	142	147	211

Crime Index

Is used to gauge change in the aggregate number of offenses reported to law enforcement year over year. It does not account for population fluctuation.

Crime Rates 2018 - 2022

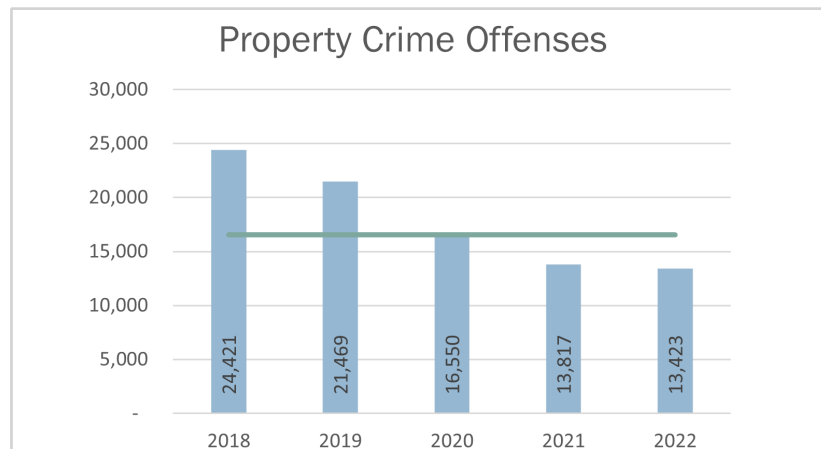
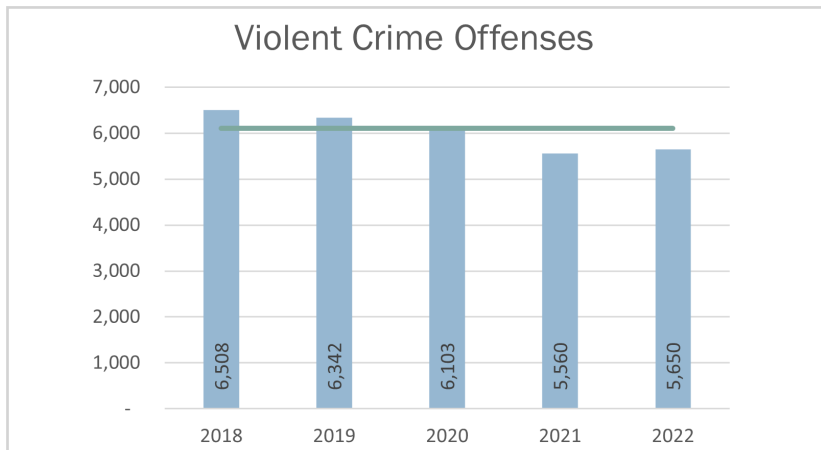
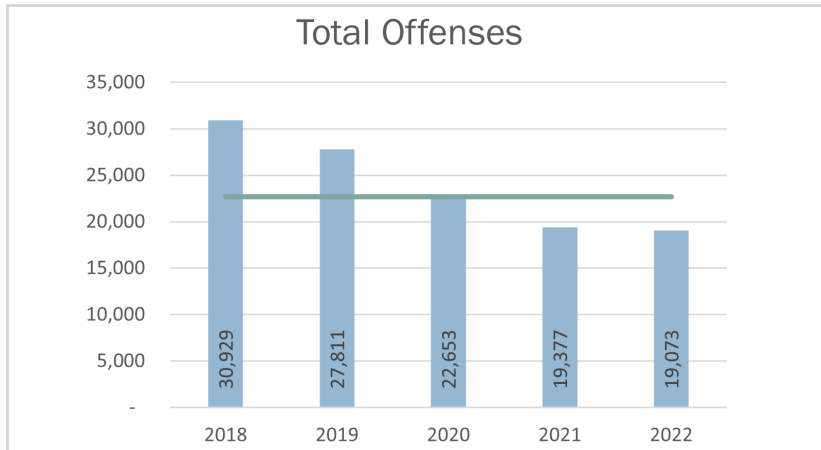
Offense	2018	2019	2020	2021	2022
Murder	6.4	9.6	6.6	5.7	9.6
Rape	161.9	151.3	156.0	151.9	143.1
Robbery	122.1	113.6	96.9	78.7	75.7
Aggravated Assault	596.5	596.9	579.3	521.0	542.6
Burglary	541.7	488.7	377.0	322.8	273.1
Larceny Theft	2,225.2	2,074.1	1,610.8	1,296.8	1,283.0
Motor Vehicle Theft	544.1	358.5	267.5	242.5	245.9
Arson	17.3	28.6	19.5	20.0	28.8

Crime Rate

Compares the incidence of offenses in relation to the total reporting agency population. It is defined as the number of offenses per 100,000 population.

Crime Index 2018 - 2022

Number of Offenses Reported
Five-year median¹



Total Offenses Reported

In 2022, the total number of offenses reported decreased 1.6% from 2021. This continues the downward trend in reported offenses that started in 2018. While Murder, Aggravated Assault, Motor Vehicle Theft, and Arson offenses increased, all other Part I crimes had fewer offenses reported.

Violent Crime Reported

In 2022, the total number of violent crimes increased 1.6% from 2021. While the overall violent crime index increased in 2022, the number of Rape offenses reported was at the lowest point since 2016.

Property Crime Reported

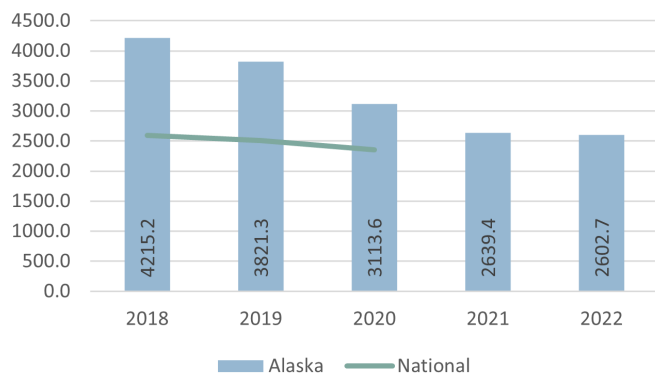
In 2022, the total number of property crimes reported decreased 2.9% from 2021. This continues the downward trend in reported property offenses that started in 2018. The number of Burglary offenses reported decreased by 15.6% from 2021.

¹ Five-year median calculated from [Crime in Alaska Uniform Crime Reports](#) 2018-2022.

Crime Rate 2018 - 2022

■ Rate of Offenses in Alaska per 100,000 population
— National Rate¹

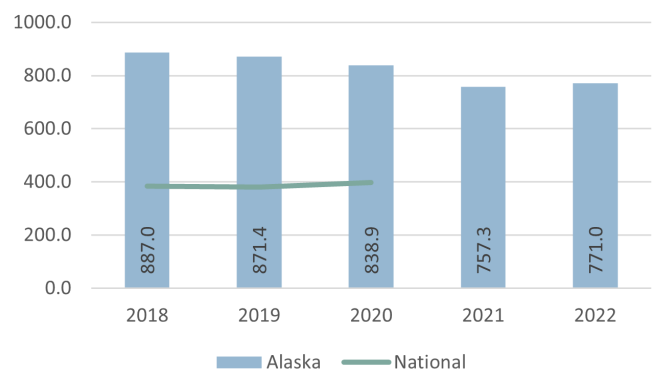
Total Crime Rate



Total Crime Rate

In 2022, Alaska's overall reported crime rate decreased 1.4%. The total crime rate has been decreasing since 2018.

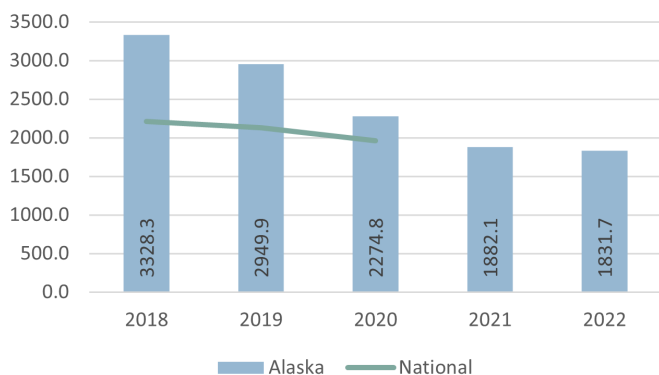
Violent Crime Rate



Violent Crime Rate

In 2022, Alaska's reported violent crime rate increased 1.8%. The violent crime rate has increased, however, the crime rate for rape offenses decreased and is at its lowest rate since 2016.

Property Crime Rate



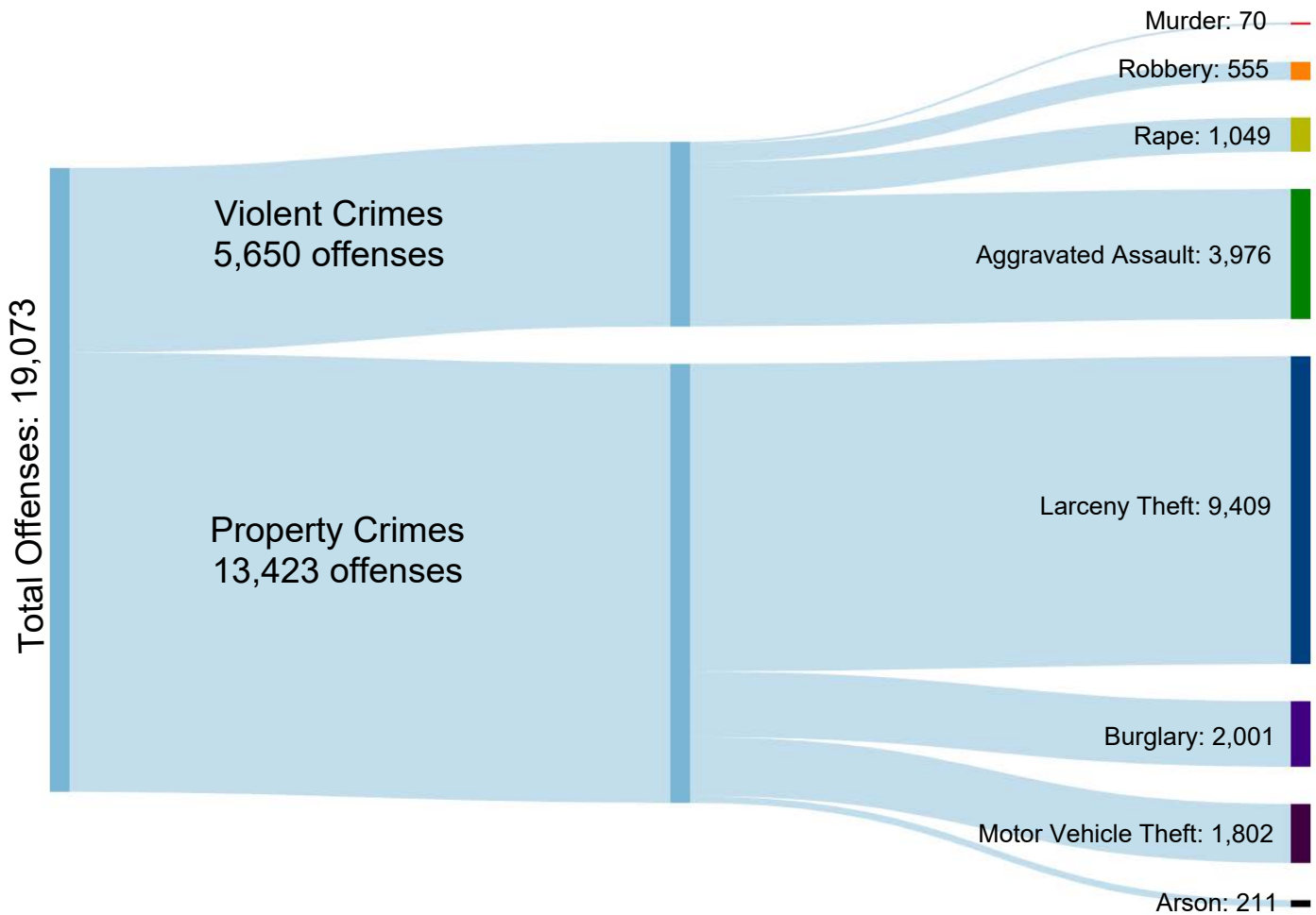
Property Crime Rate

In 2022, Alaska's reported property crime rate decreased 2.7%. The total property crime rate has been decreasing since 2018.

¹ National crime rate from FBI's [Crime Data Explorer by Volume and Rate, 2018-2021](#). National data for 2021 and 2022 not available at the time of this publication.

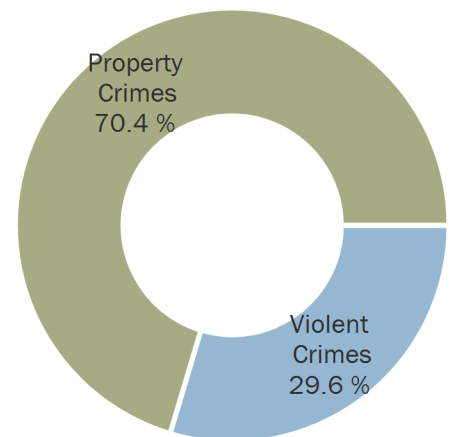
Distribution of Offenses 2022

Violent and Property Crime Offenses 2022



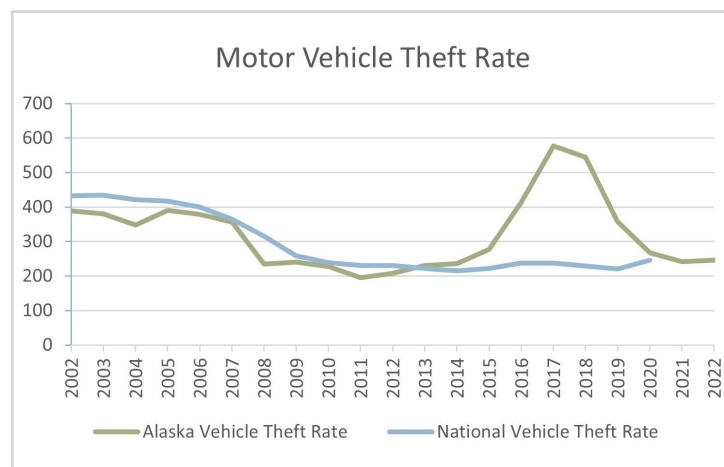
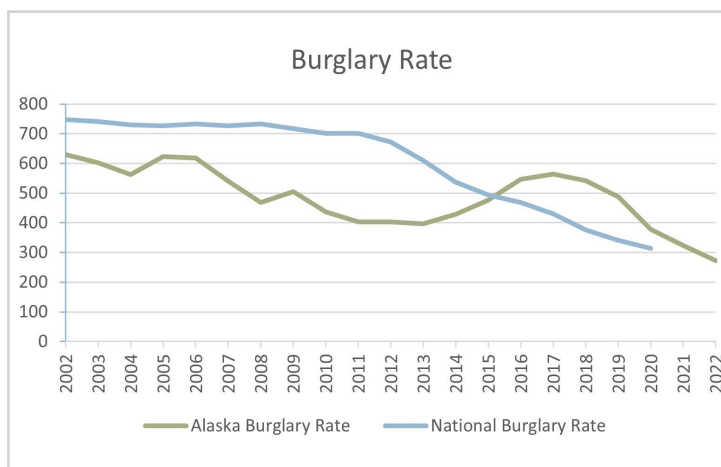
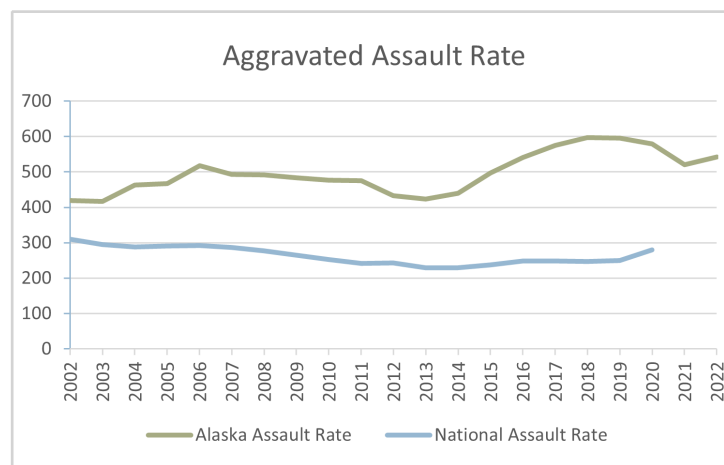
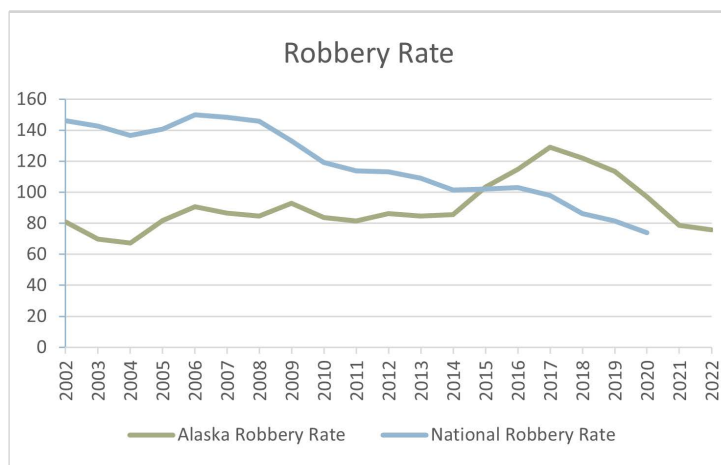
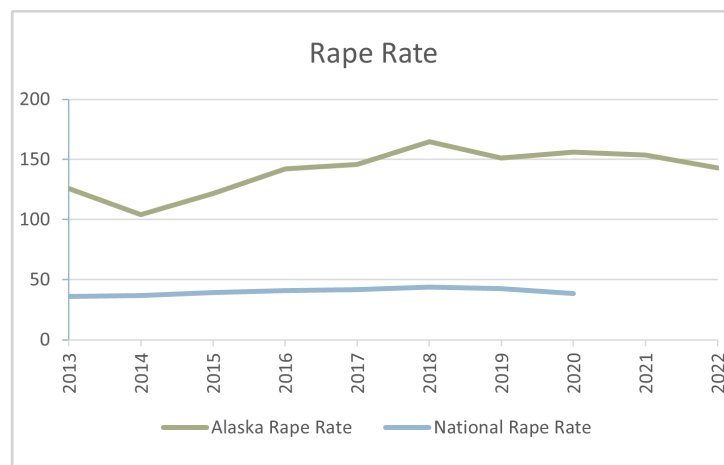
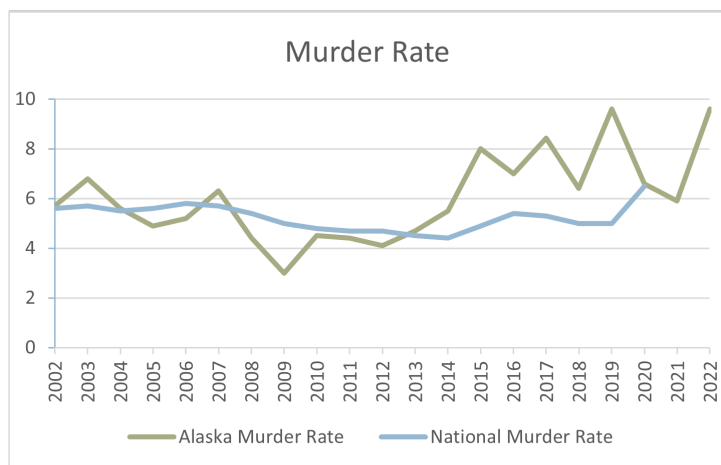
Violent Crime			
Offense	Count	% of Violent	% of All Crime
Murder	70	1.2%	0.4%
Rape	1,049	18.6%	5.5%
Robbery	555	9.8%	2.9%
Aggravated Assault	3,976	70.4%	20.8%

Property Crime			
Offense	Count	% of Property	% of All Crime
Burglary	2,001	14.9%	10.5%
Larceny Theft	9,409	70.1%	49.3%
Motor Vehicle Theft	1,802	13.4%	9.4%
Arson	211	1.6%	1.1%



State & National Rates 2002-2022

— Alaska Crime Rate per 100,000 Persons¹
 — National Crime Rate²



¹ Crime rate taken from [Crime in Alaska reports](#), 2002-2022. Rape rates prior to 2013 are not included as the UCR data collection only counted female victims prior to 2013 and an accurate crime rate could not be determined for rape offenses.

² National crime rate from FBI's [Crime Data Explorer by Volume and Rate](#). National data for 2021 and 2022 not available at the time of publication.

Murder & Non-Negligent Manslaughter

Definition

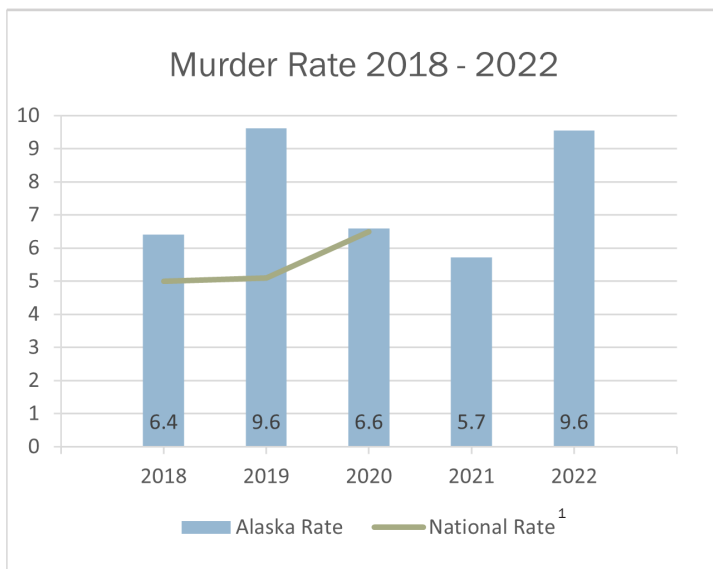
The National Uniform Crime Reporting (UCR) Program defines murder and non-negligent manslaughter as the willful (nonnegligent) killing of one human being by another. The classification of this offense is based solely on police investigation as opposed to the determination of a court, medical examiner, coroner, jury, or other judicial body. The UCR Program does not include the following situations in this offense classification: deaths caused by negligence, suicide, or accident, and justifiable homicides. Attempts to murder or assaults to murder are classified as aggravated assault.

Summary

A total of 70 murders were reported in 2022. This represents 1.2% of the violent crimes and 0.4% of the total crime index offenses. The number of murders increased 66.7% and the rate of murders per 100,000 persons increased 67.0% between 2021 and 2022. Of the identified suspects, 9.1% were juveniles, 88.3% were adults, and 2.6% were unknown. Of the victims, 14.3% were juveniles (changed from 7.0% in 2021); While only 11.7% of the suspects were female, 34.3% of the victims were female. Acquaintance was the most frequently reported relationship between the suspect and the victim.

Year	Offenses	Alaska Rate	National Rate ¹	Index Change	Rate Change
2018	47	6.4	5.0	-24.2%	-23.9%
2019	70	9.6	5.0	48.9%	50.2%
2020	48	6.6	6.5	-31.4%	-31.4%
2021	42	5.7	n/a	-12.5%	-13.3%
2022	70	9.6	n/a	66.7%	67.0%

The murder rate increased 67.0% from 2021 to 2022



¹ FBI: [UCR Crime Data Explorer by Volume and Rate per 100,000 Inhabitants](#). National Rates for 2021 and 2022 were not available at the time of publication.

² Five-year median calculated from [Crime in Alaska Uniform Crime Reports](#) 2018-2022.

Murder Offenses & Weapons

Offenses by Month

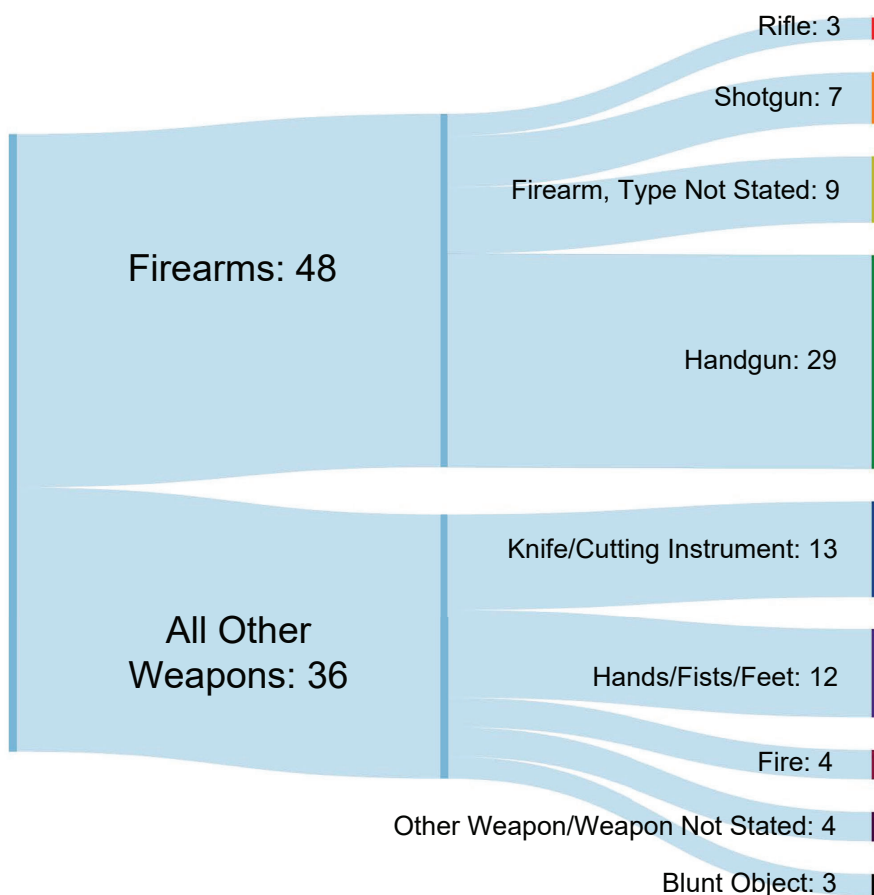
Since 2013, November has averaged the highest number of reported homicides at 6.1 per month. In 2022, April and September each had the highest number of reported murders with 9.



Murder Weapons

In 2022, a firearm was reported as the murder weapon in 57.1% of the incidents. This is a slight increase from 2021 in which a firearm was reported as the murder weapon in 57% of incidents.

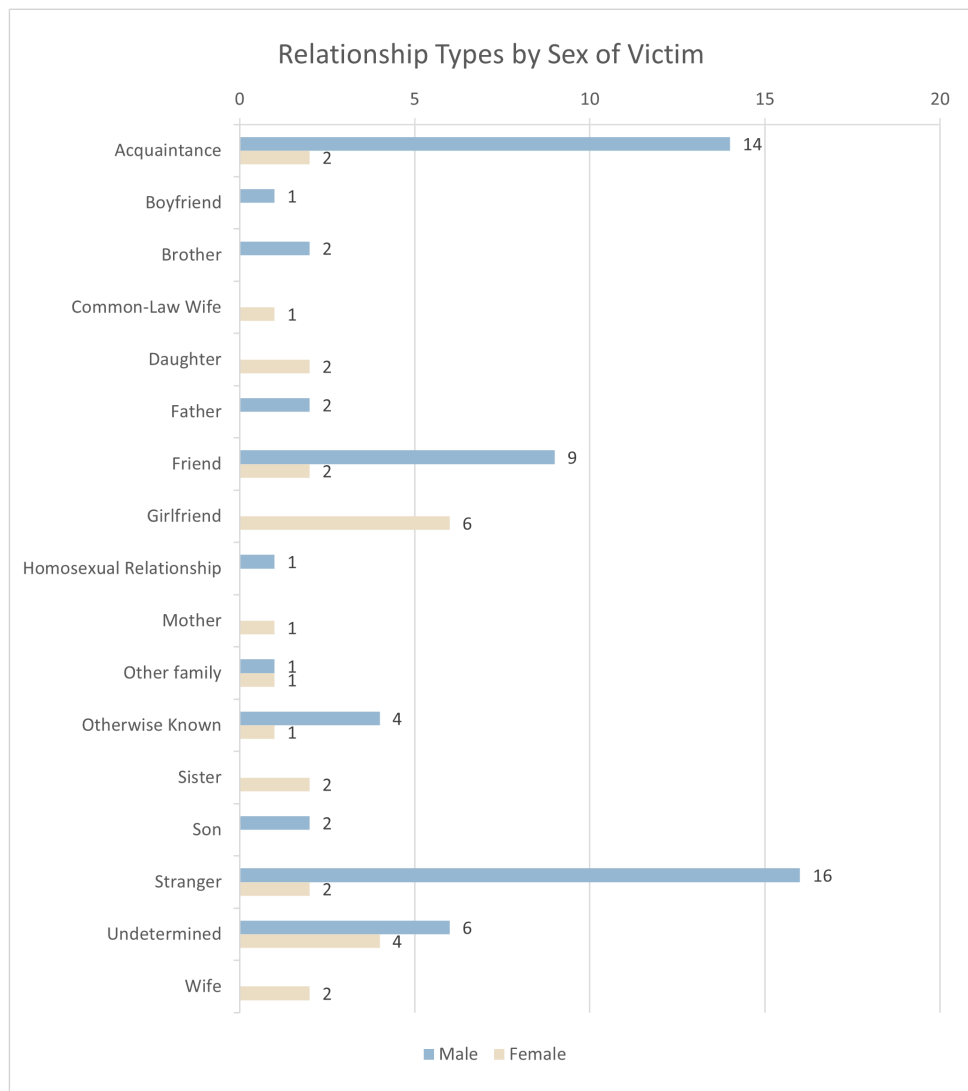
Weapons	
Firearms	48
Knives or cutting instruments	13
Blunt objects (clubs, hammers, etc.)	3
Personal weapons (hands, fists, feet, etc.)	12
Fire	4
Other weapons or weapons not stated	4



¹ Five-year median calculated from [Crime in Alaska Uniform Crime Reports](#) 2018-2022.

Murder Victim/Suspect Relationships

Relationship of Victim to Offender¹



Male Victims – Relationship(s) to Offender(s)

Acquaintance	14
Boyfriend	1
Brother	2
Father	2
Friend	9
Homosexual Relationship	1
Other family	1
Otherwise Known	4
Son	2
Stranger	16
Undetermined	6

Female Victims - Relationship(s) to Offender(s)

Acquaintance	2
Common-Law Wife	1
Daughter	2
Friend	2
Girlfriend	6
Mother	1
Other family	1
Other-known to victim	1
Sister	2
Stranger	2
Undetermined	4
Wife	2

Male homicide victims: the most common relationship between victim to offender was “**stranger**”.

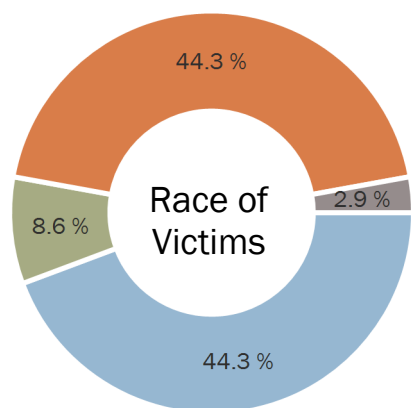
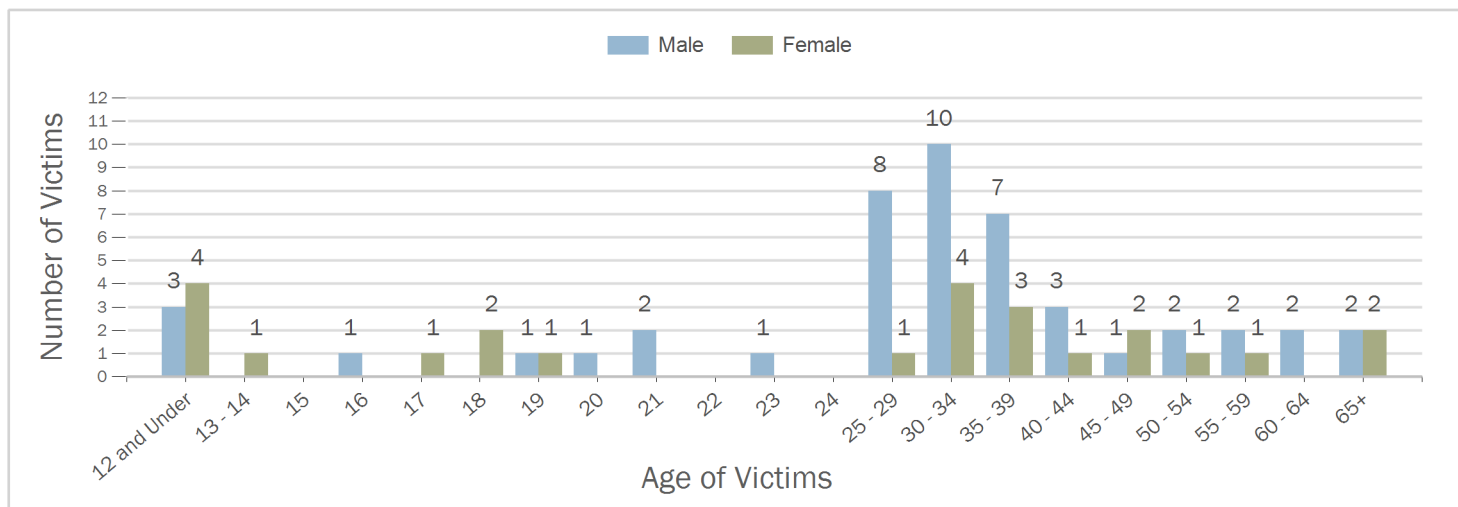
Female homicide victims: the most common relationship between victim to offender was “**intimate partner**” which includes “wife” and “girlfriend” in the chart above.²

¹ The number of relationships will not always equal the number of offenses or victims; each victim/suspect relationship is considered, so incidents in which there are multiple suspects will result in more relationships than victims.

² For purposes of this publication, an “intimate partner” relationship is defined as either a spouse or girlfriend of the victim.

Murder Victim Demographics

Age, Race and Sex of Victims



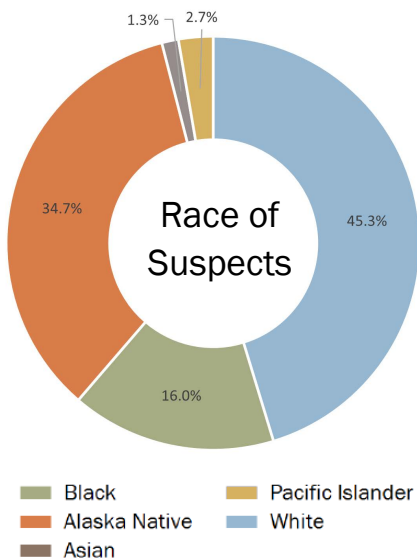
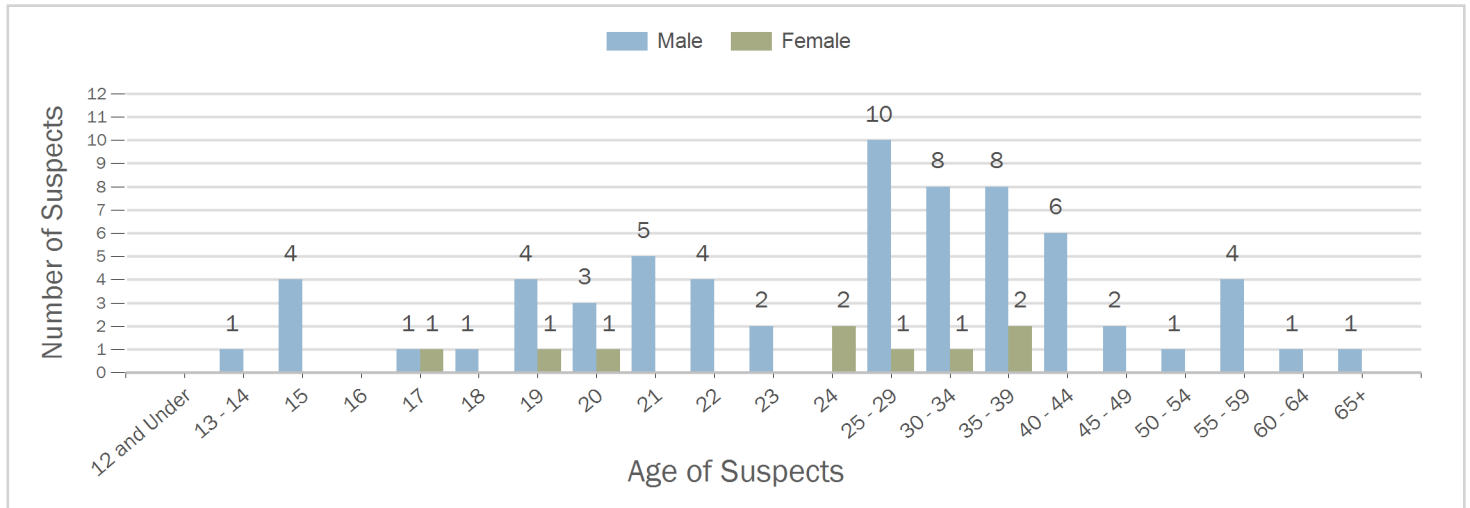
White Alaska Native
Black Asian

In 2022, 66% of reported murder victims were male and 34% were female.

Age	Sex of Victim		Race of Victim					
	Count	Male	Female	White	Black	Alaska Native	Asian	Pacific Islander
<12	7	3	4	5		2		
13 - 14	1		1		1			
15								
16	1	1			1			
17	1		1	1				
18	2		2			2		
19	2	1	1	1		1		
20	1	1			1			
21	2	2				1	1	
22								
23	1	1		1				
24								
25 - 29	9	8	1	6		3		
30 - 34	14	10	4	5	2	6	1	
35 - 39	10	7	3	2	1	7		
40 - 44	4	3	1	3		1		
45 - 49	3	1	2	1		2		
50 - 54	3	2	1	1		2		
55 - 59	3	2	1	1		2		
60 - 64	2	2		1		1		
>65	4	2	2	3		1		

Murder Suspect Demographics

Age, Race and Sex of Suspects



In 2022, 88% of reported murder suspects were male and 12% were female.

Sex of Suspect				Race of Suspect				
Age	Count	Male	Female	White	Black	Alaska Native	Asian	Pacific Islander
<12								
13 - 14	1	1		1				
15	4	4		1	2	1		
16								
17	2	1	1	1	1			
18	1	1		1				
19	5	4	1	1	3	1		
20	4	3	1	1		2	1	
21	5	5		3	1	1		
22	4	4		1	1	2		
23	2	2			1	1		
24	2		2			2		
25 - 29	11	10	1	5		5		1
30 - 34	9	8	1	7		1		1
35 - 39	10	8	2	5	2	3		
40 - 44	6	6		1	1	4		
45 - 49	2	2		2				
50 - 54	1	1				1		
55 - 59	4	4		3		1		
60 - 64	1	1				1		
>65	1	1		1				
Unknown	2							

Rape

Definition

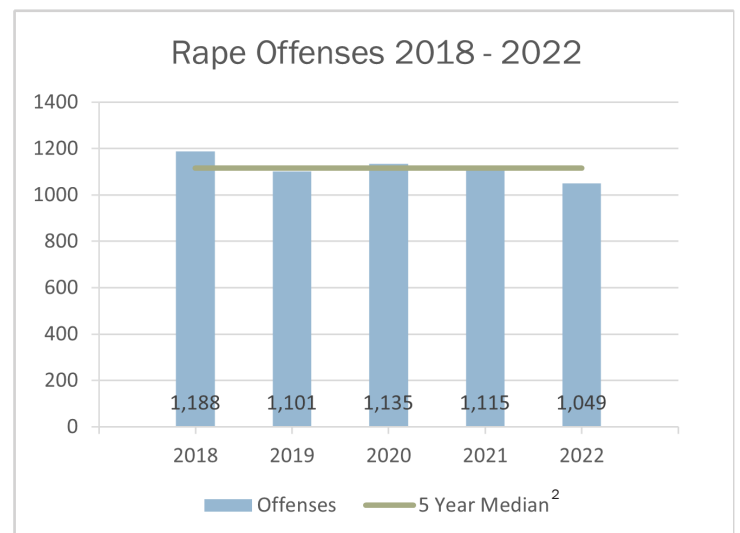
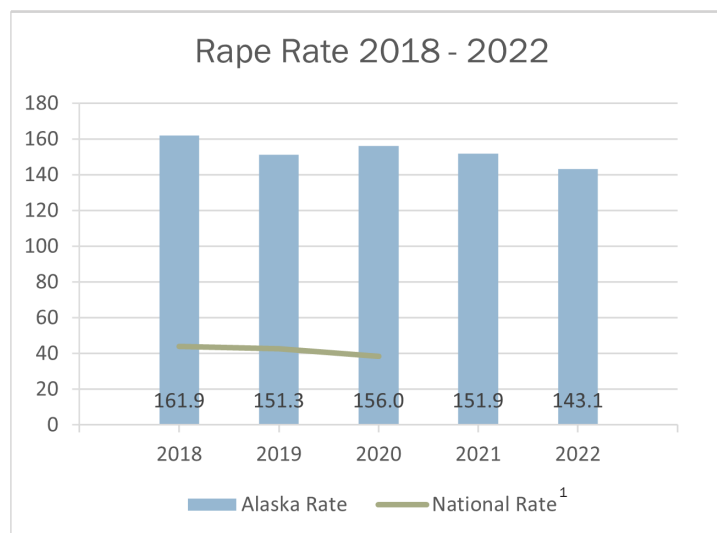
The National Uniform Crime Reporting (UCR) Program defines rape as penetration, no matter how slight, of the vagina or anus with any body part or object, or oral penetration by a sex organ of another person, without the consent of the victim. This definition includes either gender of victim or offender. This definition also includes instances in which the victim is incapable of giving consent because of temporary or permanent mental or physical incapacity (including due to the influence of drugs or alcohol) or because of age. Attempts or assaults to commit rape are also included in the statistics presented here; however, statutory rape and incest are excluded.

Summary

A total of 1,049 rapes were reported in 2022; 55 attempted rapes were reported and are included in this total. This represents 18.6% of all violent crime, and 5.5% of all crime reported in Alaska. The number of reported rapes decreased 5.9%, and the rate of rape per 100,000 persons decreased 5.7% from 2021 to 2022.

Year	Offenses	Alaska Rate	National Rate ¹	Index Change	Rate Change
2018	1,188	161.9	44.0	10.7%	11.1%
2019	1,101	151.3	42.6	-7.3%	-6.6%
2020	1,135	156.0	38.4	3.1%	3.1%
2021	1,115	151.9	n/a	-1.8%	-2.6%
2022	1,049	143.1	n/a	-5.9%	-5.7%

The rape rate decreased 5.7% from 2021 to 2022



¹ FBI: UCR [Crime Data Explorer by Volume and Rate per 100,000 Inhabitants](#). National Rates for 2021 and 2022 were not available at the time of publication.

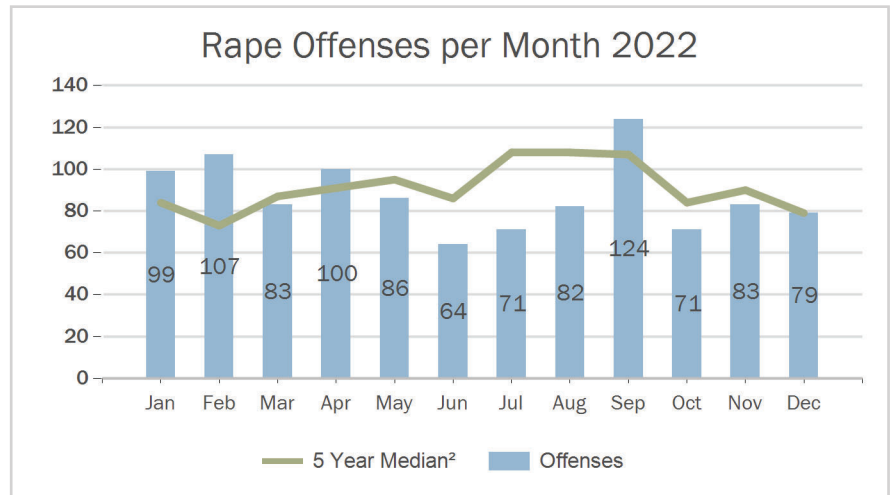
² Five-year median calculated from [Crime in Alaska Uniform Crime Reports](#) 2018-2022.

Rape Offenses

Offenses by Month

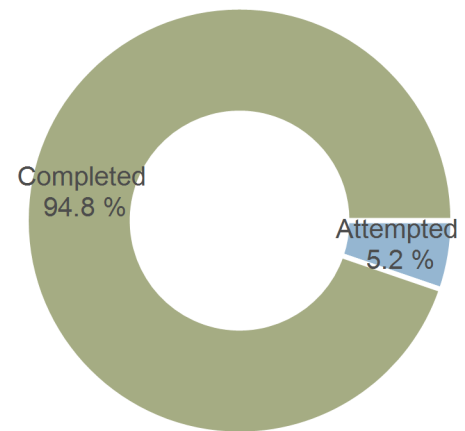
Since 2013, July has averaged the highest number of reported rape offenses at 96.6 per month. In 2022, the highest number of reported rapes occurred in September with 124 reported offenses.

The National Uniform Crime Reporting Program requires if there is a separation of time and place between the commission of several crimes, that each crime be reported separately.¹ Sexual assaults spanning several time periods will result in numerous counts of rape offenses being reported for a single victim.



Attempted Offenses

Year	Attempted Offenses	Completed Offenses	Percent Completed
2018	88	1,100	92.6%
2019	72	1,029	93.5%
2020	55	1,080	95.2%
2021	52	1,063	95.3%
2022	55	994	94.8%

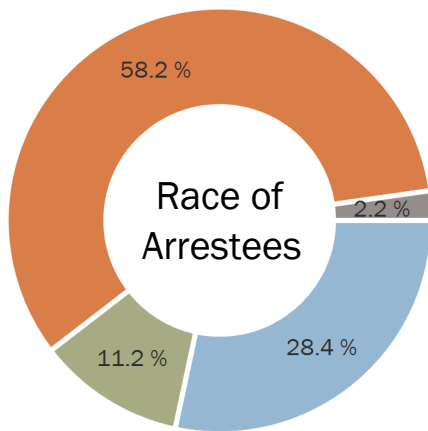
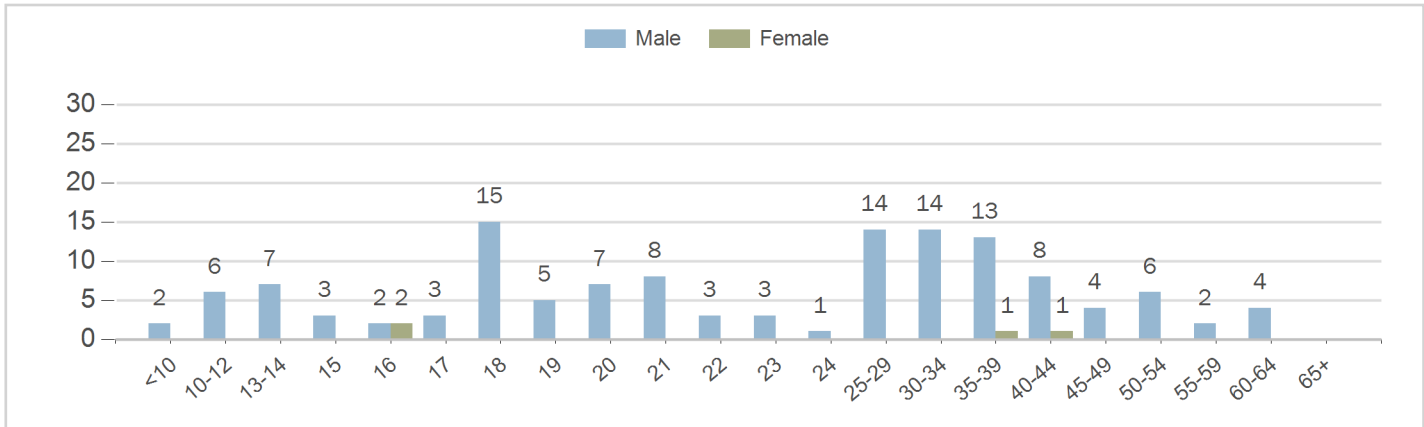


¹ FBI Summary Reporting System manual: <https://www.fbi.gov/services/cjis/ucr/data-documentation>.

² Five-year median calculated from [Crime in Alaska Uniform Crime Reports](#) 2018-2022.

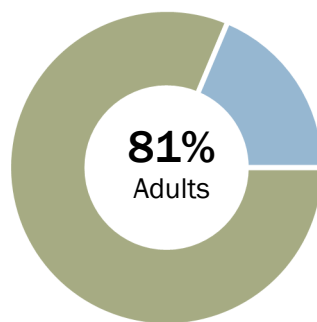
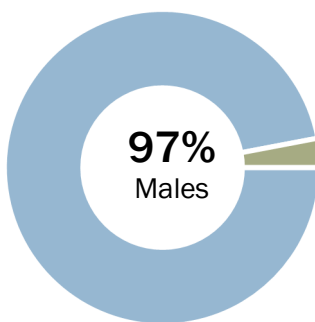
Arrests for Rape

Rape Arrestees by Age, Sex and Race¹



White Black Alaska Native Asian

Age	Male	Female
<10	2	
10-12	6	
13-14	7	
15	3	
16	2	2
17	3	
18	15	
19	5	
20	7	
21	8	
22	3	
23	3	
24	1	
25-29	14	
30-34	14	
35-39	13	1
40-44	8	1
45-49	4	
50-54	6	
55-59	2	
60-64	4	
65+		



¹ A note on arrests: The reporting agencies provide a record of the total number of persons arrested, cited, or summoned (served) for criminal acts in all Part I and Part II crimes. In addition, the agencies furnish basic data concerning the personal characteristics—age, sex, race, and ethnicity—of persons arrested in a particular month. The UCR program collects data on the number of persons arrested, not the number of charges lodged. For example, a person may be arrested on several charges at one time; in this situation, the agency only scores one arrest under the most severe offense category as determined by the agency.

Robbery

Definition

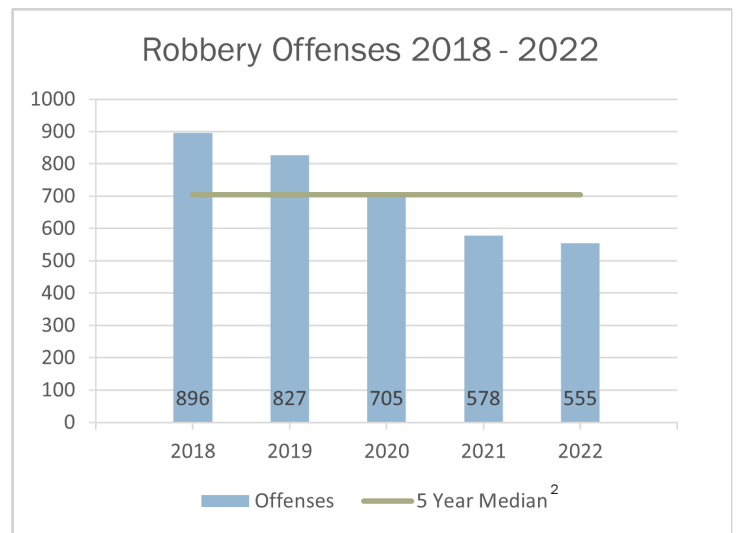
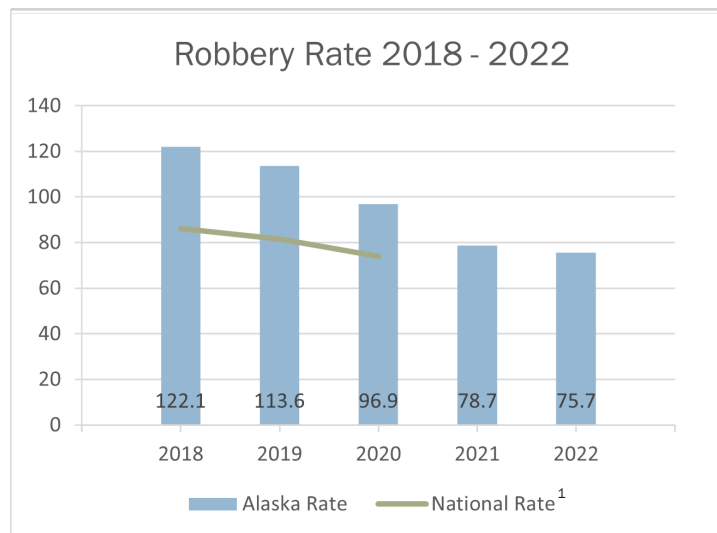
The National Uniform Crime Reporting (UCR) Program defines robbery as the taking or attempting to take anything of value from the care, custody, or control of a person or persons by force or threat of force or violence and/or by putting the victim in fear. Robbery is a type of theft committed in the presence of the victim. The victim is directly confronted by the offender and is threatened with force or is put in fear that force will be used. Robbery involves a theft or larceny but is aggravated by the element of force or threat of force. While the FBI generally classifies robbery as a property crime, due to the violent nature of this offense it is included in the violent crime calculations.

Summary

A total of 555 robberies were reported in 2022. Attempted robberies are included in this total. Robbery represents 9.8% of all violent crime, and 2.9% of all crime reported in Alaska. The number of reported robberies decreased 4.0%, and the rate of robberies per 100,000 persons decreased 3.8% from 2021 to 2022. Of the reported robberies, the majority (59.8%) involved the use of hands, fists, or feet as the weapon, commonly referred to as strong arm robbery. The total property loss associated with robbery offenses reported in 2022 was \$649,523, up from \$415,285 in 2021.

Year	Offenses	Alaska Rate	National Rate ¹	Index Change	Rate Change
2018	896	122.1	86.2	-5.6%	-5.3%
2019	827	113.6	81.6	-7.7%	-6.9%
2020	705	96.9	73.9	-14.8%	-14.7%
2021	578	78.7	n/a	-18.0%	-18.8%
2022	555	75.7	n/a	-4.0%	-3.8%

The robbery rate decreased 3.8% from 2021 to 2022



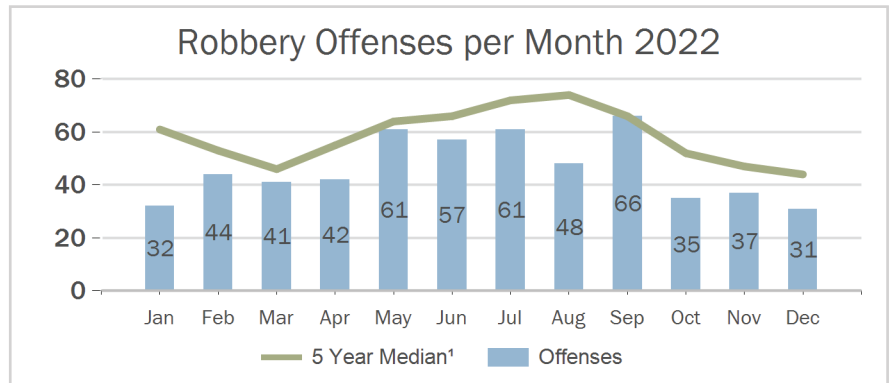
¹ FBI: [UCR Crime Data Explorer by Volume and Rate per 100,000 Inhabitants](#). National Rates for 2021 and 2022 were not available at the time of publication.

² Five-year median calculated from [Crime in Alaska Uniform Crime Reports](#) 2018-2022.

Robbery Offenses

Offenses by Month

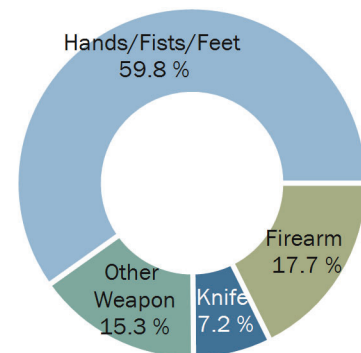
Since 2013, August has averaged the highest number of robbery offenses reported, averaging 70 per month. In 2022, September had the highest number of robbery offenses with 66 reports.



Robbery Weapon Types

Year	Firearm	Knife	Other Weapon	Hands, Fists, Feet
2018	242	99	127	428
2019	167	89	119	452
2020	162	73	98	372
2021	110	65	91	312
2022	98	40	85	332

Robbery Weapon Types 2022



Robbery Locations & Property Loss

Year	Highway, Street	Commercial Building	Gas Station/ Convenience Store	Residence	Bank	Misc
2018	315	177	67	138	15	184
2019	298	182	63	134	9	141
2020	242	132	86	115	2	128
2021	174	121	57	107	6	113
2022	225	107	54	93	1	75

Robbery Locations in 2022	Property Loss
Highway, Street, Alley	\$235,776
Commercial Building	\$46,699
Gas Station/ Convenience Store	\$82,324
Residence	\$160,292
Bank	\$351
Miscellaneous ²	\$124,081

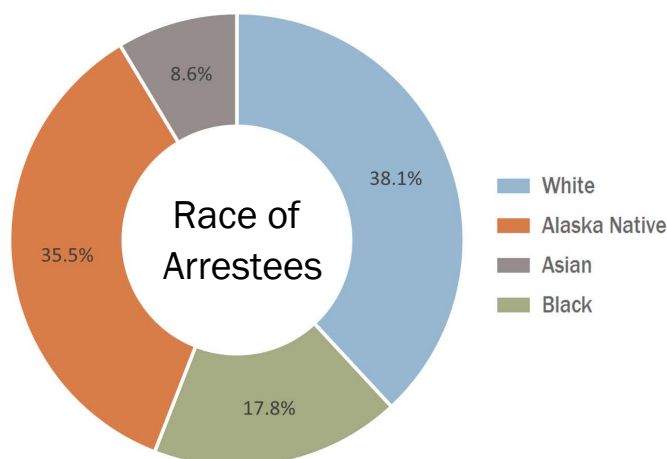
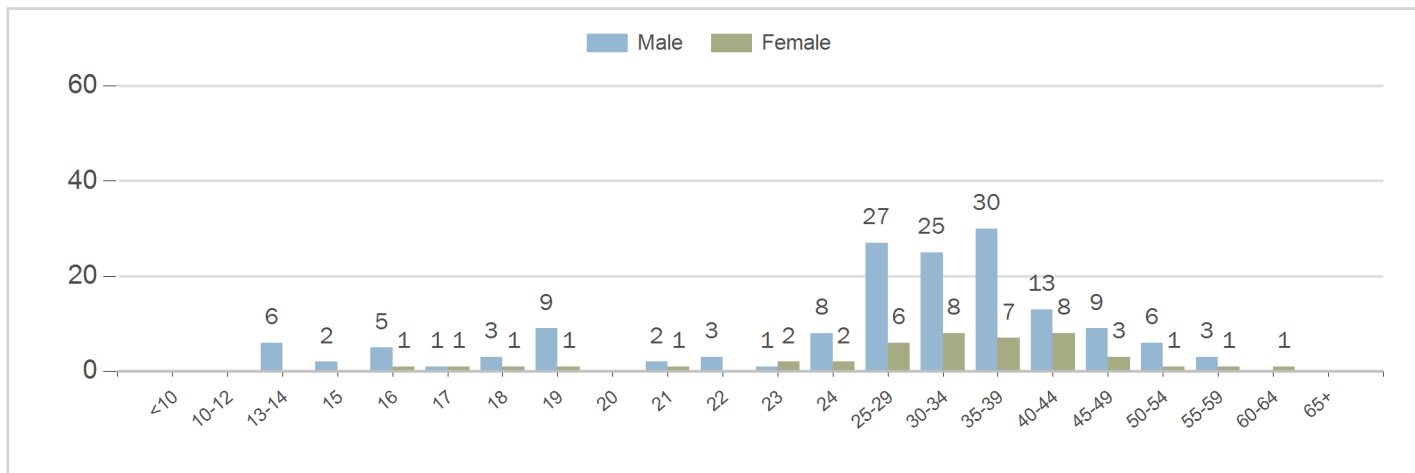
Total reported robbery property loss in 2022:
\$649,523

¹ Five-year median calculated from [Crime in Alaska Uniform Crime Reports](#) 2018-2022.

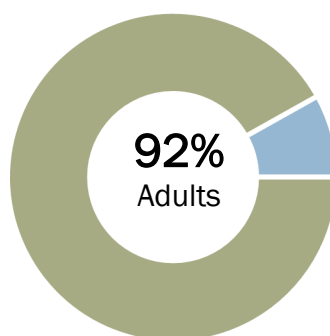
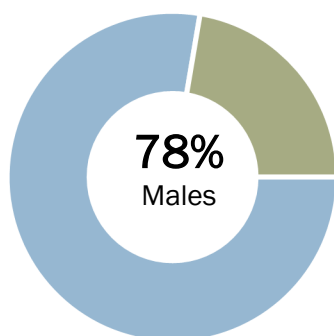
² The robbery miscellaneous category, encompassing those not classified in the other 6 categories, includes robberies occurring on or at waterways, houses of worship, union halls, school buildings, government buildings, subways, trains, airplanes, doctors' and lawyers' offices, wooded areas, etc.

Arrests for Robbery

Robbery Arrestees by Age, Sex and Race¹



Age	Male	Female
<10		
10-12		
13-14	6	
15	2	
16	5	1
17	1	1
18	3	1
19	9	1
20		
21	2	1
22	3	
23	1	2
24	8	2
25-29	27	6
30-34	25	8
35-39	30	7
40-44	13	8
45-49	9	3
50-54	6	1
55-59	3	1
60-64		1
65+		



¹ A note on arrests: The reporting agencies provide a record of the total number of persons arrested, cited, or summoned (served) for criminal acts in all Part I and Part II crimes. In addition, the agencies furnish basic data concerning the personal characteristics—age, sex, race, and ethnicity—of persons arrested in a particular month. The UCR program collects data on the number of persons arrested, not the number of charges lodged. For example, a person may be arrested on several charges at one time; in this situation, the agency only scores one arrest under the most severe offense category as determined by the agency.

Aggravated Assault

Definition

The National Uniform Crime Reporting (UCR) Program defines aggravated assault as an unlawful attack by one person upon another to inflict severe or aggravated bodily injury. The UCR Program further specifies this type of assault is usually accompanied by the use of a weapon or by other means likely to produce death or great bodily harm. Attempted aggravated assault that involves the display of, or threat to use, a gun, knife, or other dangerous weapon is included in this crime category because serious personal injury could likely result if the assault were completed. Attempts to murder are also included in this offense category.

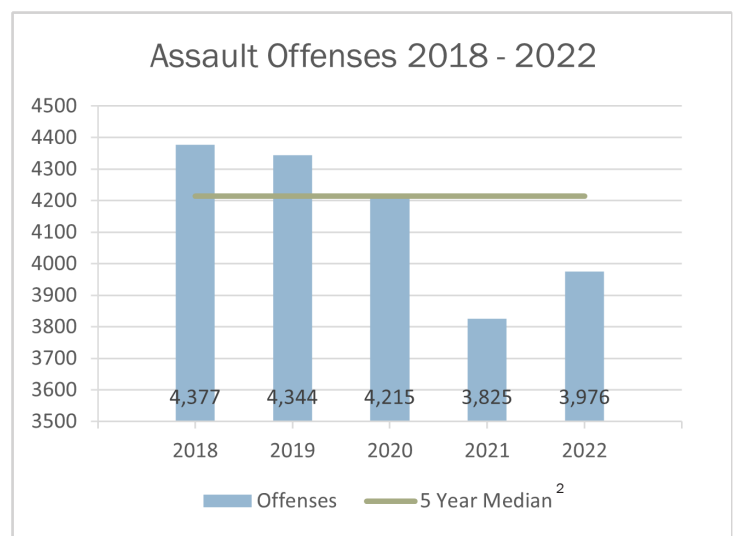
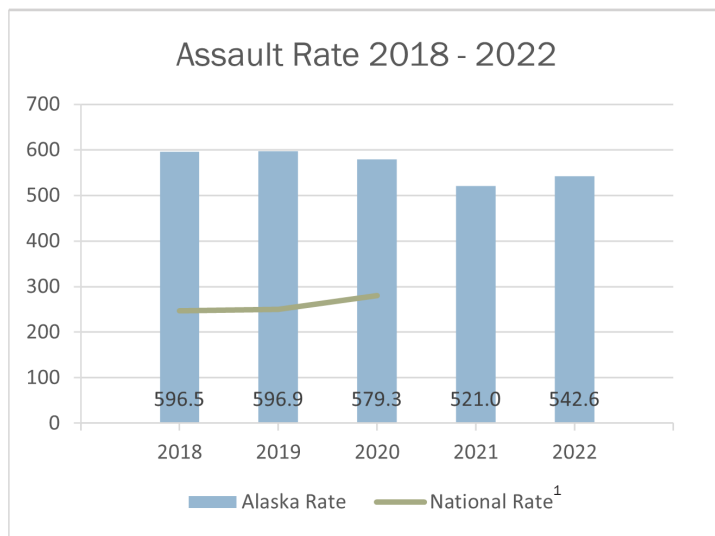
Summary

A total of 3,976 aggravated assaults were reported in 2022. This represents 70.4% of all violent crime and 20.8% of all crime reported in Alaska. The number of reported assaults increased 3.9% and the rate of assaults per 100,000 persons increased 4.1% from 2021 to 2022.

While not included in crime calculations, there were 8,964 offenses of simple assault reported in 2022, decreased 0.2% from 2021. Simple assault includes all assaults which do not involve the use of a firearm, knife, cutting instrument, or other dangerous weapon and in which the victim does not sustain serious or aggravated injuries.

Year	Offenses	Alaska Rate	National Rate ¹	Index Change	Rate Change
2018	4,377	596.5	246.8	3.3%	3.7%
2019	4,344	596.9	250.2	-0.8%	0.1%
2020	4,215	579.3	279.7	-3.0%	-2.9%
2021	3,825	521.0	n/a	-9.3%	-10.1%
2022	3,976	542.6	n/a	3.9%	4.1%

The aggravated assault rate increased 4.1% from 2021 to 2022



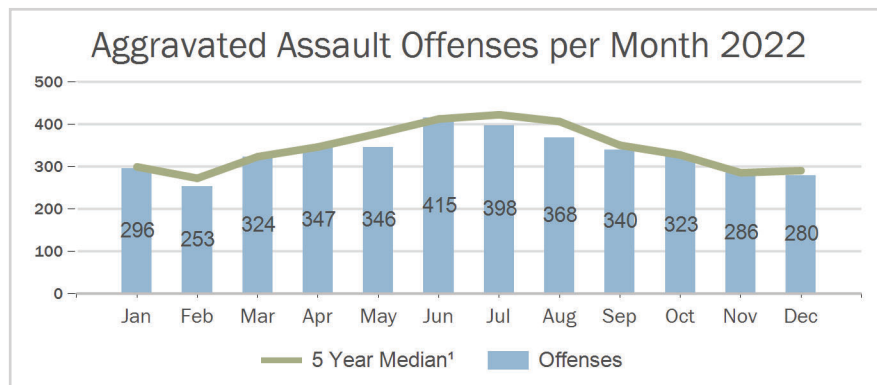
¹ FBI: [UCR Crime Data Explorer by Volume and Rate per 100,000 Inhabitants](#). National Rates for 2021 and 2022 were not available at the time of publication.

² Five-year median calculated from [Crime in Alaska Uniform Crime Reports](#) 2018-2022.

Aggravated Assault Offenses

Offenses by Month

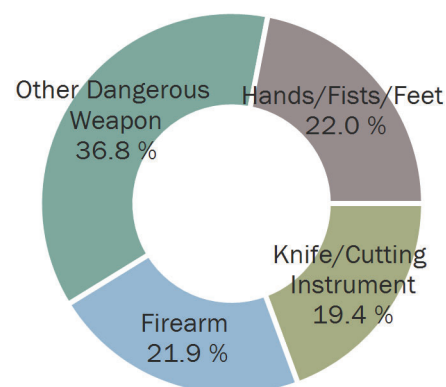
Since 2013, July has averaged the highest number of aggravated assault offenses reported, averaging 378.1 assaults per month. In 2022, June had the highest number of offenses reported with 415.



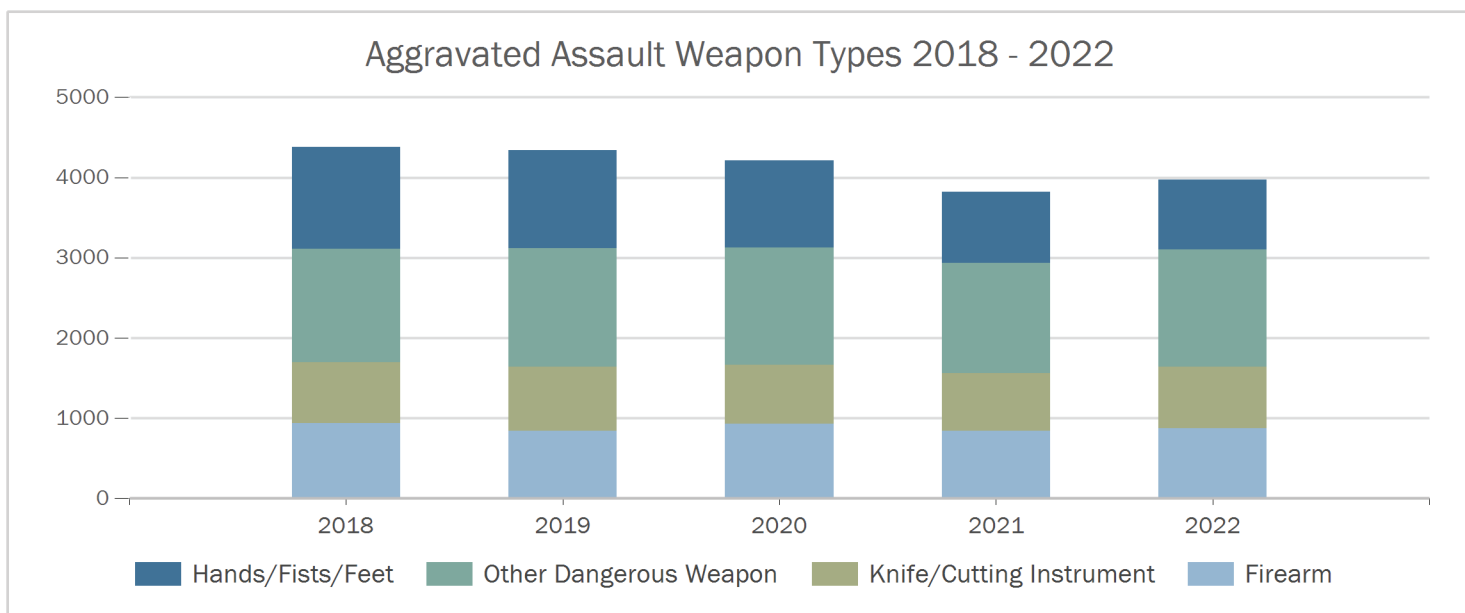
Aggravated Assault Weapon Types

Year	Firearm	Knife	Other Weapon	Hands, Fists, Feet
2018	935	763	1,411	1,268
2019	836	803	1,487	1,218
2020	928	735	1,461	1,091
2021	841	717	1,378	889
2022	869	770	1,464	873

Aggravated Assault Weapon Types 2022



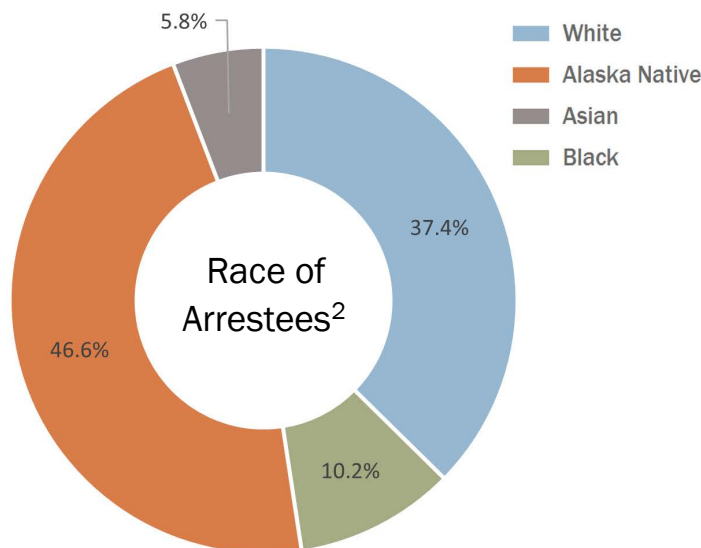
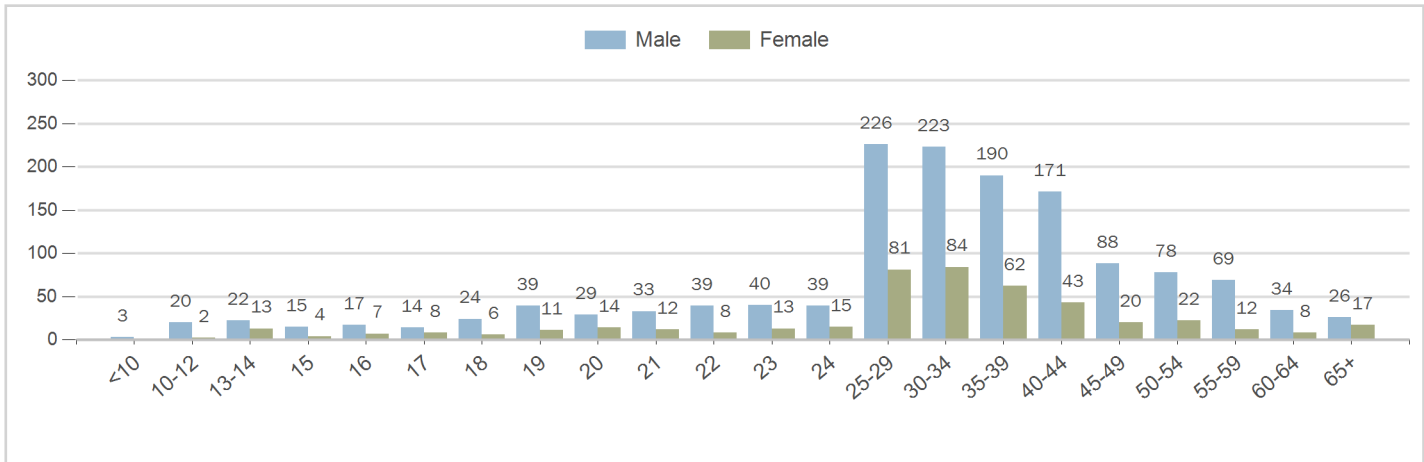
Aggravated Assault Weapon Types 2018 - 2022



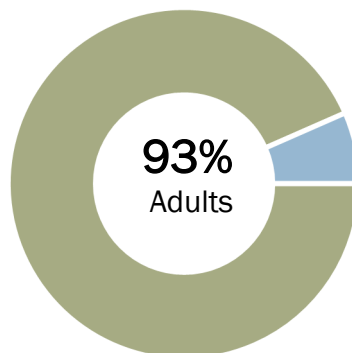
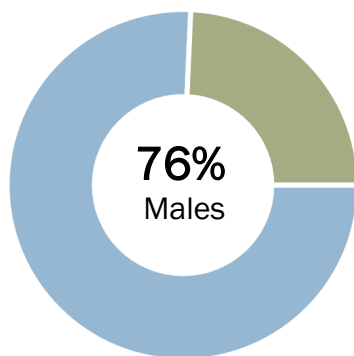
¹ Five-year median calculated from [Crime in Alaska Uniform Crime Reports](#) 2018-2022.

Arrests for Aggravated Assault

Aggravated Assault Arrestees by Age, Sex and Race¹



Age	Male	Female
<10	3	
10-12	20	2
13-14	22	13
15	15	4
16	17	7
17	14	8
18	24	6
19	39	11
20	29	14
21	33	12
22	39	8
23	40	13
24	39	15
25-29	226	81
30-34	223	84
35-39	190	62
40-44	171	43
45-49	88	20
50-54	78	22
55-59	69	12
60-64	34	8
65+	26	17



¹ A note on arrests: The reporting agencies provide a record of the total number of persons arrested, cited, or summoned (served) for criminal acts in all Part I and Part II crimes. In addition, the agencies furnish basic data concerning the personal characteristics—age, sex, race, and ethnicity—of persons arrested in a particular month. The UCR program collects data on the number of persons arrested, not the number of charges lodged. For example, a person may be arrested on several charges at one time; in this situation, the agency only scores one arrest under the most severe offense category as determined by the agency.

² Chart does not depict Pacific Islander arrestees as the percentage was statistically negligible.

Burglary

Definition

The Uniform Crime Reporting (UCR) Program defines burglary as the unlawful entry of a structure to commit a felony or theft. To classify an offense as a burglary, the use of force to gain entry need not have occurred. The UCR Program has three subclassifications for burglary: forcible entry, unlawful entry where no force is used, and attempted forcible entry. The UCR definition of “structure” includes, but is not limited to, an apartment, barn, house trailer or houseboat (when used as a permanent dwelling), office, stable, vessel (e.g., ship), or a warehouse. Tents, tent trailers, motor homes, house trailers, or other mobile units being used for recreational purposes are not considered structures.

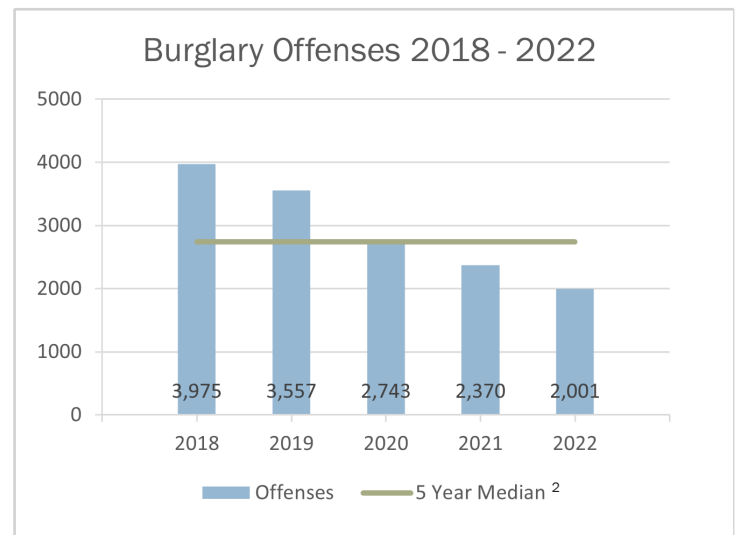
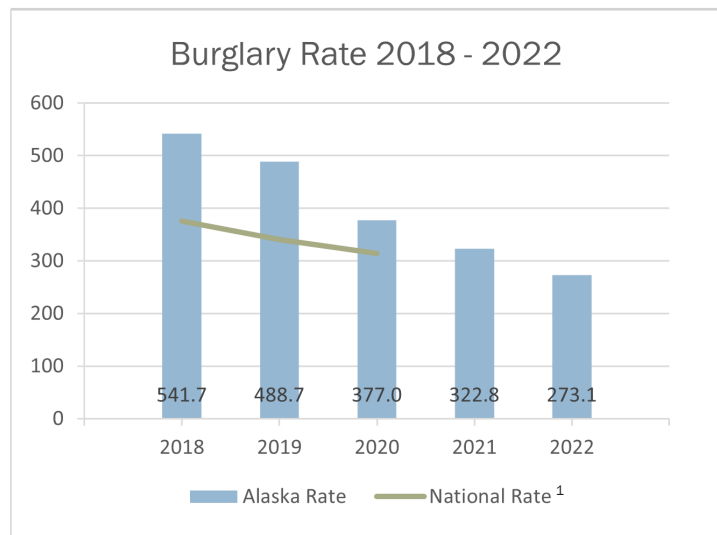
Summary

A total of 2,001 burglaries were reported in 2022. This represents 14.9% of all property crime, and 10.5% of all crime reported in Alaska. The number of reported burglaries decreased 15.6% from 2021 to 2022, and the rate of burglaries per 100,000 persons decreased 15.4%.

Of the reported burglaries, 57.0% were of Forcible Entry. Arrest data shows 78.1% of the persons arrested for arson were male, and 86.0% were adults. The total property loss associated with burglary offenses in 2022 was just over \$5.3 million.

Year	Offenses	Alaska Rate	National Rate ¹	Index Change	Rate Change
2018	3,975	541.7	376.0	-4.3%	-4.0%
2019	3,557	488.7	340.5	-10.5%	-9.8%
2020	2,743	377.0	314.2	-22.9%	-22.9%
2021	2,370	322.8	n/a	-13.6%	-14.4%
2022	2,001	273.1	n/a	-15.6%	-15.4%

The burglary rate decreased 15.4% from 2021 to 2022



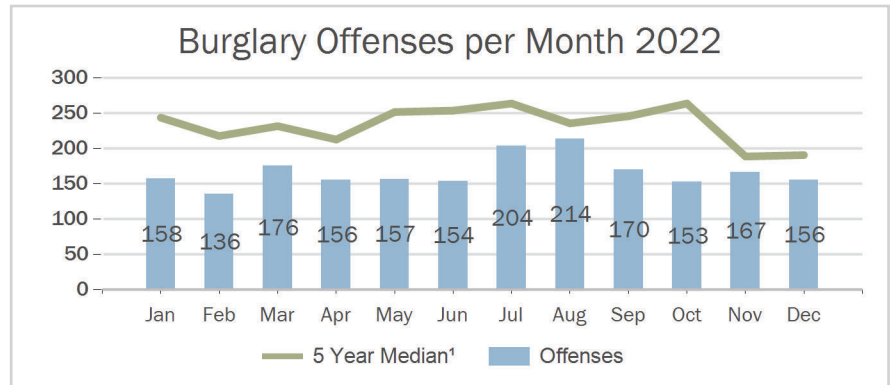
¹ FBI: [UCR Crime Data Explorer by Volume and Rate per 100,000 Inhabitants](#). National Rates for 2021 and 2022 were not available at the time of publication.

² Five-year median calculated from [Crime in Alaska Uniform Crime Reports](#) 2018-2022.

Burglary Offenses

Offenses by Month

Since 2013, August has averaged the highest number of reported burglary offenses, averaging 308.6 per month. In 2022, August recorded the highest number of burglary offenses with 214 reported.

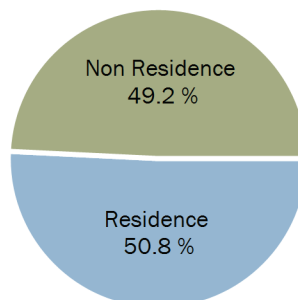
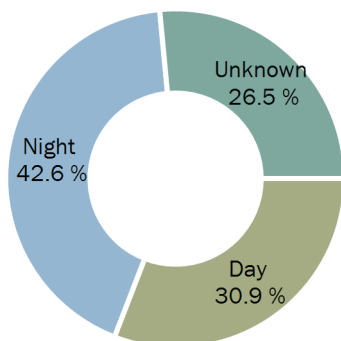


Burglary Locations

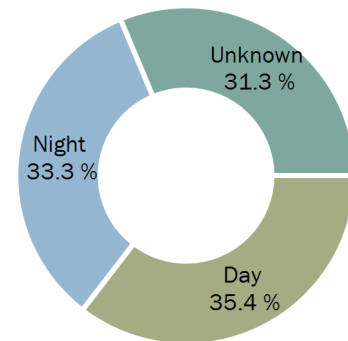
Non-Residential Burglaries 2022		
Day	304	\$545,253
Night	420	\$784,452
Unknown Time	261	\$817,026

Residential Burglaries 2022		
Day	360	\$709,064
Night	338	\$590,927
Unknown Time	318	\$1,871,297

Non-Residential Burglaries



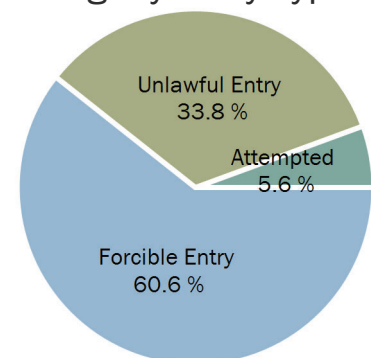
Residential Burglaries



Burglary Entry Types

Year	Forcible Entry	Unlawful Entry	Attempted
2018	2,475	1,304	196
2019	2,121	1,262	174
2020	1,753	850	140
2021	1,388	812	170
2022	1,140	721	140

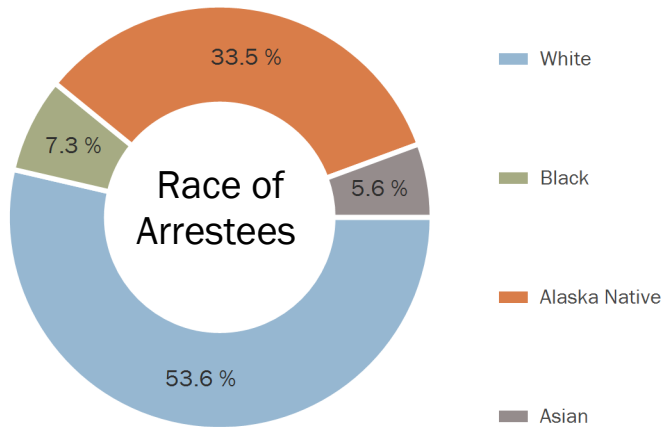
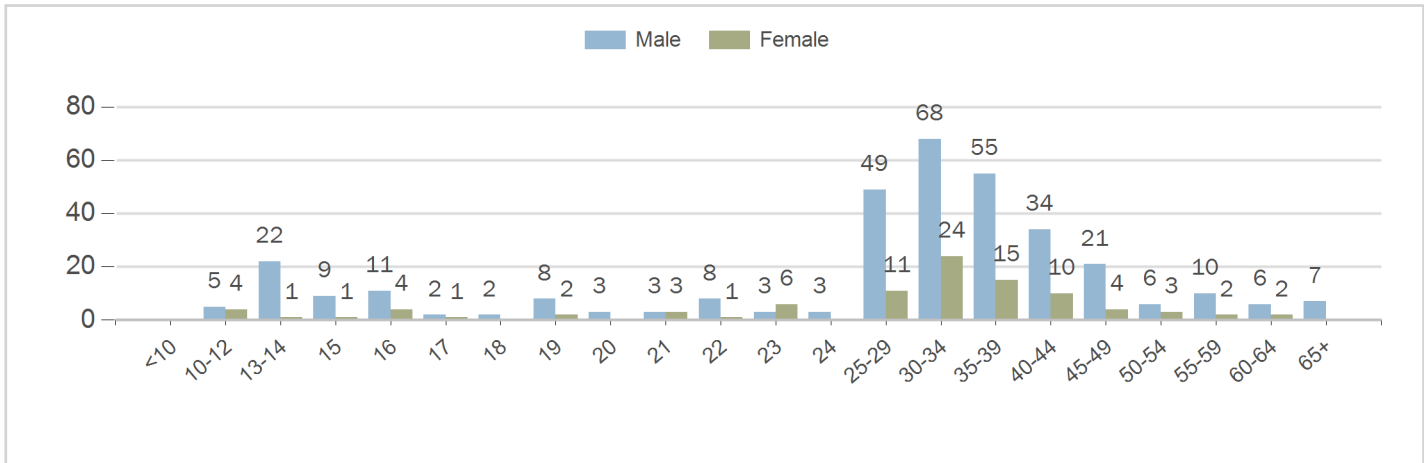
Burglary Entry Types



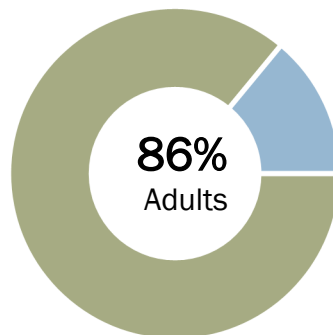
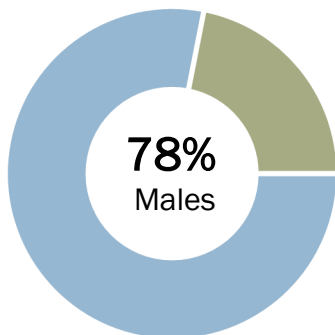
¹ Five-year median calculated from [Crime in Alaska Uniform Crime Reports](#) 2018-2022.

Arrests for Burglary

Burglary Arrestees by Age, Sex and Race¹



Age	Male	Female
<10		
10-12	5	4
13-14	22	1
15	9	1
16	11	4
17	2	1
18	2	
19	8	2
20	3	
21	3	3
22	8	1
23	3	6
24	3	
25-29	49	11
30-34	68	24
35-39	55	15
40-44	34	10
45-49	21	4
50-54	6	3
55-59	10	2
60-64	6	2
65+	7	



¹ A note on arrests: The reporting agencies provide a record of the total number of persons arrested, cited, or summoned (served) for criminal acts in all Part I and Part II crimes. In addition, the agencies furnish basic data concerning the personal characteristics—age, sex, race, and ethnicity—of persons arrested in a particular month. The UCR program collects data on the number of persons arrested, not the number of charges lodged. For example, a person may be arrested on several charges at one time; in this situation, the agency only scores one arrest under the most severe offense category as determined by the agency.

Larceny Theft

Definition

The Uniform Crime Reporting (UCR) Program defines larceny theft as the unlawful taking, carrying, leading, or riding away of property from the possession or constructive possession of another. All thefts are included in this category with one exception: motor vehicle theft. Because of the high volume of motor vehicle thefts, this crime has its own offense category. Offenses of embezzlement, fraud, counterfeiting, obtaining money by false pretenses, larceny by check, larceny by bailee, or check fraud are not included in the larceny theft category. Each of these crimes falls within one of the Part II offense categories and is only counted if an arrest is made.

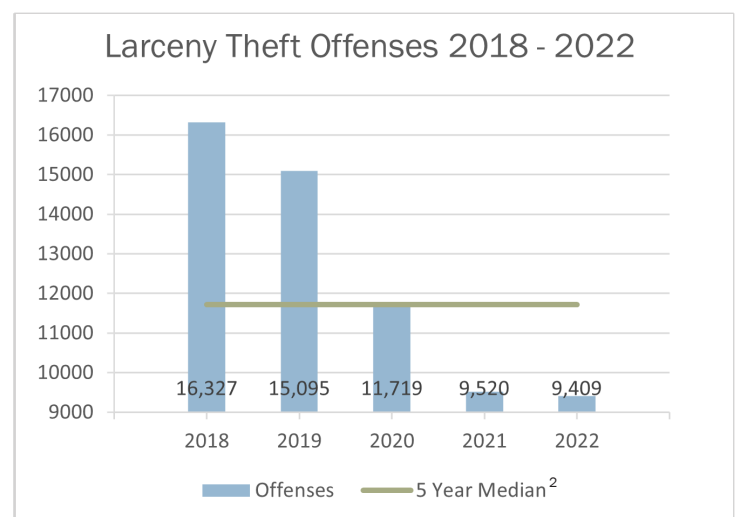
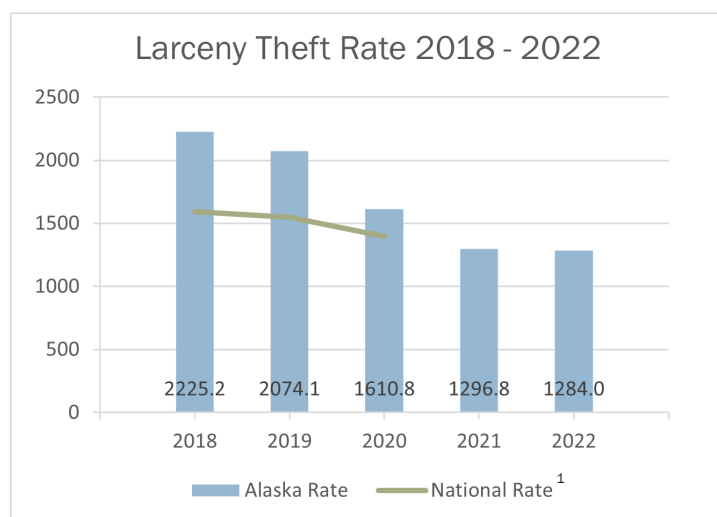
Summary

A total of 9,409 larceny thefts were reported in 2022. This represents 70.1% of all property crime, and 49.3% of all crime reported in Alaska. The number of reported larceny thefts decreased 1.2%, and the rate of larceny thefts per 100,000 persons decreased 1.0% from 2021 to 2022. Arrest data shows 65.2% of the persons arrested for arson were male, and 91.0% were adults.

While the number of reported larceny thefts decreased, the property loss associated with these offenses increased from 2021. The total property loss associated with larceny theft in 2022 was just over \$10.5 million, up from \$8.5 million in 2021.

Year	Offenses	Alaska Rate	National Rate ¹	Index Change	Rate Change
2018	16,327	2,225.2	1,594.6	-7.7%	-7.4%
2019	15,095	2,074.1	1,549.5	-7.5%	-6.8%
2020	11,719	1,610.8	1,398.0	-22.4%	-22.3%
2021	9,520	1,296.8	n/a	-18.8%	-19.5%
2022	9,409	1,284.0	n/a	-1.2%	-1.0%

The larceny rate decreased 1.0% from 2021 to 2022



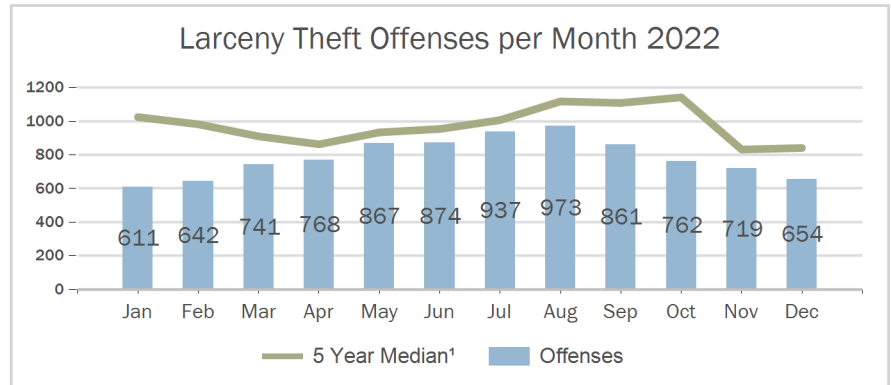
¹ FBI: [UCR Crime Data Explorer by Volume and Rate per 100,000 Inhabitants](#). National Rates for 2021 and 2022 were not available at the time of publication.

² Five-year median calculated from [Crime in Alaska Uniform Crime Reports](#) 2018-2022.

Larceny Theft Offenses

Offenses by Month

Since 2013, July has averaged the highest number of larceny thefts reported with an average of 1,415.4 per month. In 2022, August recorded the highest number of larceny thefts with 973 reported offenses.

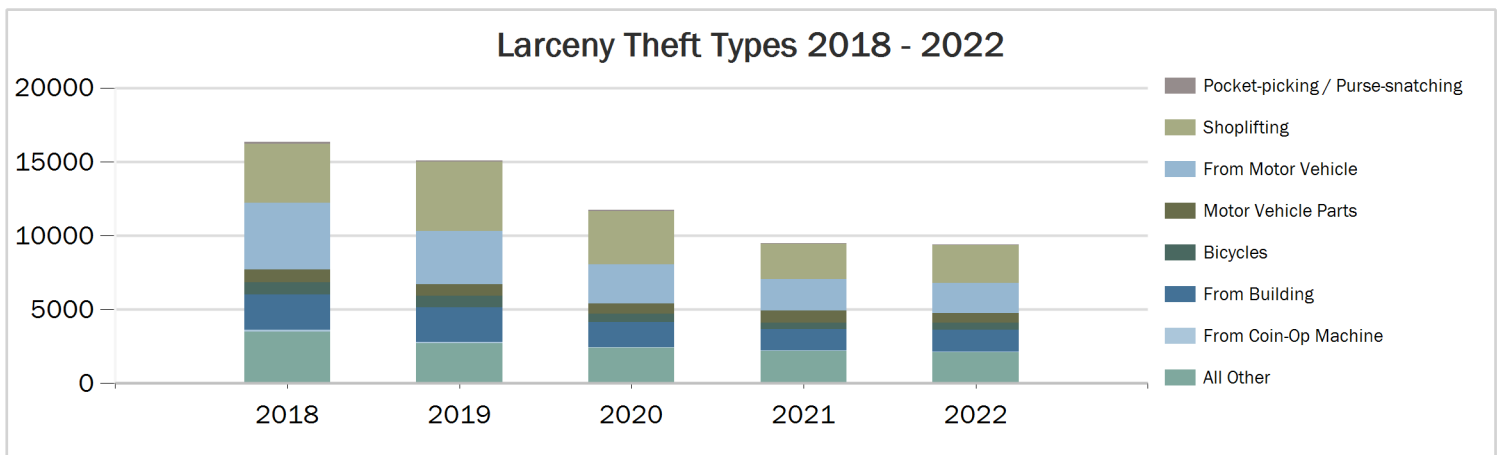
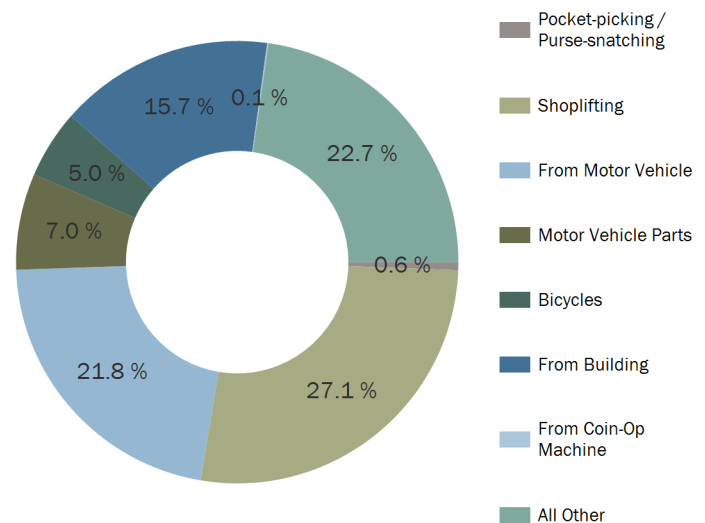


Larceny Types & Property Loss

Larceny Theft Types 2022

Larceny Theft 2022 by Value		
\$200 & Over	4,914	\$10,264,056
\$50 - \$199	1,730	\$184,929
Under \$50	2,765	\$29,763

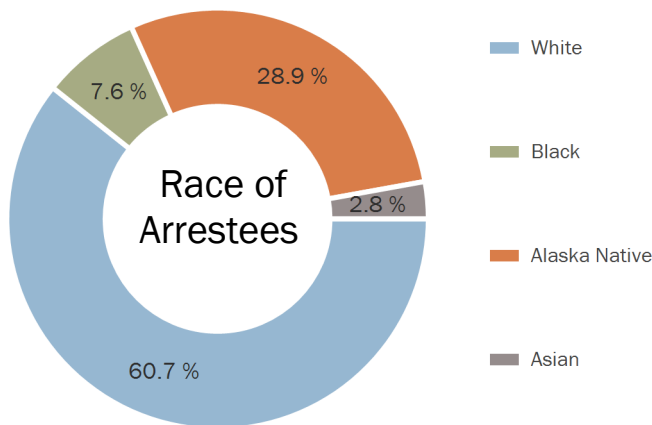
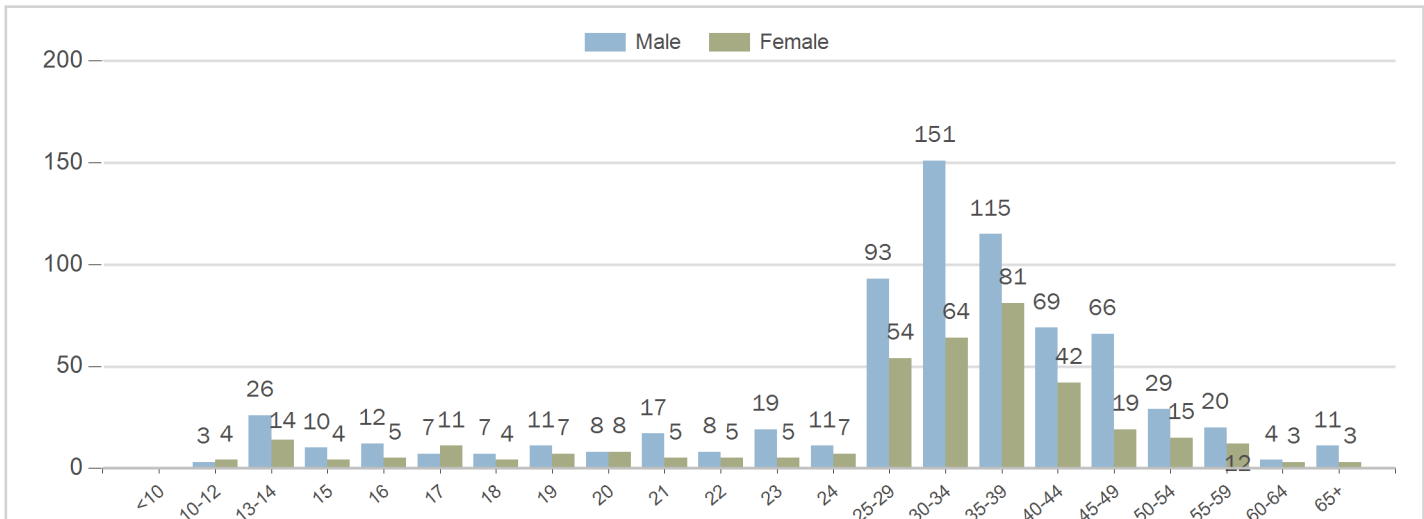
Larceny Theft 2022 by Type		
Pocket-picking / Purse-snatching	54	\$21,668
Shoplifting	2,548	\$759,082
From Motor Vehicle	2,051	\$2,603,557
Motor Vehicle Parts	662	\$730,546
Bicycles	469	\$377,978
From Building	1,477	\$2,505,706
From Coin-Op Machine	9	\$206
All Other	2,139	\$3,480,005



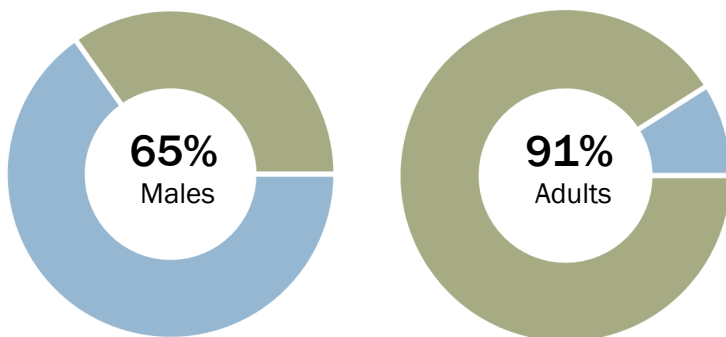
¹ Five-year median calculated from [Crime in Alaska Uniform Crime Reports](#) 2018-2022.

Arrests for Larceny Theft

Larceny Arrestees by Age, Sex and Race¹



Age	Male	Female
<10		
10-12	3	4
13-14	26	14
15	10	4
16	12	5
17	7	11
18	7	4
19	11	7
20	8	8
21	17	5
22	8	5
23	19	5
24	11	7
25-29	93	54
30-34	151	64
35-39	115	81
40-44	69	42
45-49	66	19
50-54	29	15
55-59	20	12
60-64	4	3
65+	11	3



¹ A note on arrests: The reporting agencies provide a record of the total number of persons arrested, cited, or summoned (served) for criminal acts in all Part I and Part II crimes. In addition, the agencies furnish basic data concerning the personal characteristics—age, sex, race, and ethnicity—of persons arrested in a particular month. The UCR program collects data on the number of persons arrested, not the number of charges lodged. For example, a person may be arrested on several charges at one time; in this situation, the agency only scores one arrest under the most severe offense category as determined by the agency.

Motor Vehicle Theft

Definition

The Uniform Crime Reporting (UCR) Program defines motor vehicle theft as the theft or attempted theft of a motor vehicle; a motor vehicle is a self-propelled vehicle which runs on land surfaces and not on rails. Examples of motor vehicles include sport utility vehicles, automobiles, trucks, buses, motorcycles, motor scooters, all-terrain vehicles, and snowmobiles. Motor vehicle theft does not include farm equipment, bulldozers, airplanes, construction equipment or watercraft such as motorboats, sailboats, houseboats, or jet skis. The taking of a motor vehicle for temporary use by persons having lawful access is excluded from this definition.

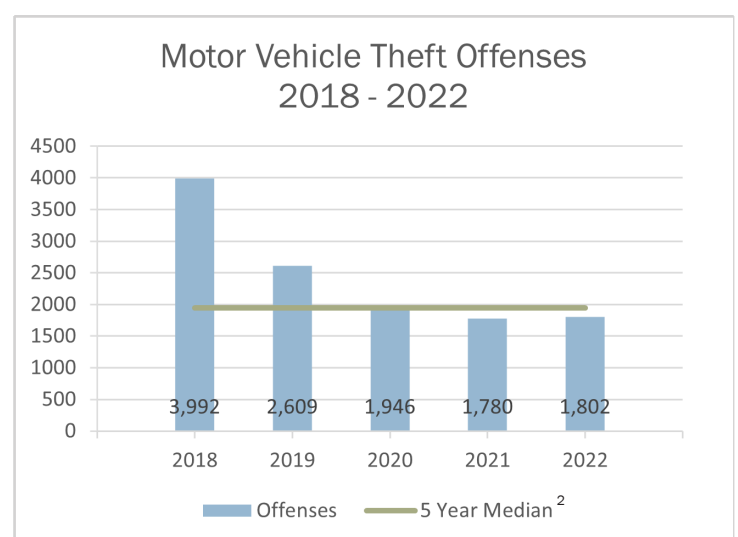
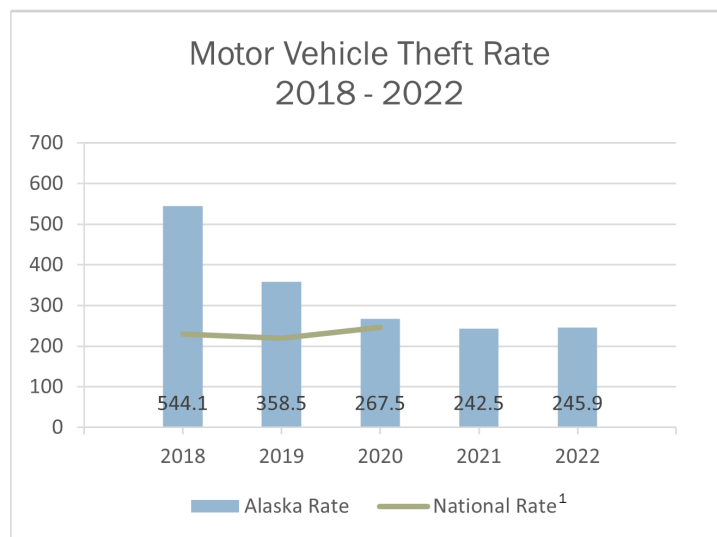
Summary

A total of 1,802 motor vehicle thefts were reported in 2022. This represents 13.4% of all property crime, and 9.4% of all crime reported in Alaska. The number of reported motor vehicle thefts increased 1.2%, and the rate of vehicle thefts per 100,000 persons increased 1.4% from 2021 to 2022. Arrest data shows 71.1% of the persons arrested for arson were male, and 94.8% were adults.

The total property loss associated with motor vehicle theft in 2022 was just under \$17.8 million, up from \$15.1 million in 2021.

Year	Offenses	Alaska Rate	National Rate ¹	Index Change	Rate Change
2018	3,992	544.1	228.9	-6.1%	-5.8%
2019	2,609	358.5	219.9	-34.6%	-34.1%
2020	1,946	267.5	246.0	-25.4%	-25.4%
2021	1,780	242.5	n/a	-8.5%	-9.4%
2022	1,802	245.9	n/a	1.2%	1.4%

The motor vehicle theft rate increased 1.4% from 2021 to 2022



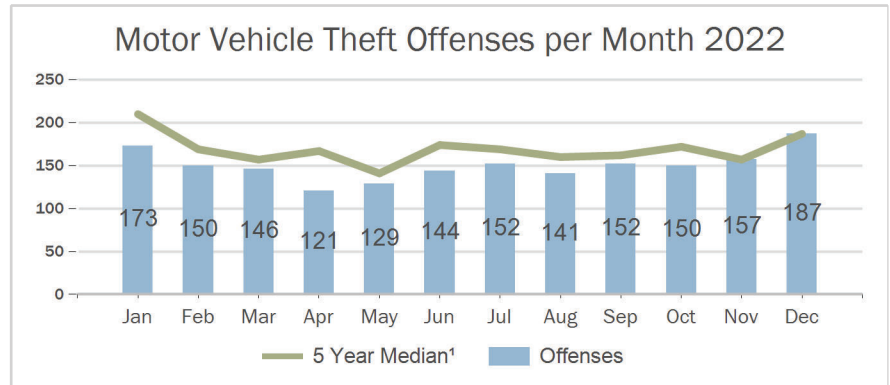
¹ FBI: [UCR Crime Data Explorer by Volume and Rate per 100,000 Inhabitants](#). National Rates for 2021 and 2022 were not available at the time of publication.

² Five-year median calculated from [Crime in Alaska Uniform Crime Reports](#) 2018-2022.

Motor Vehicle Theft Offenses

Offenses by Month

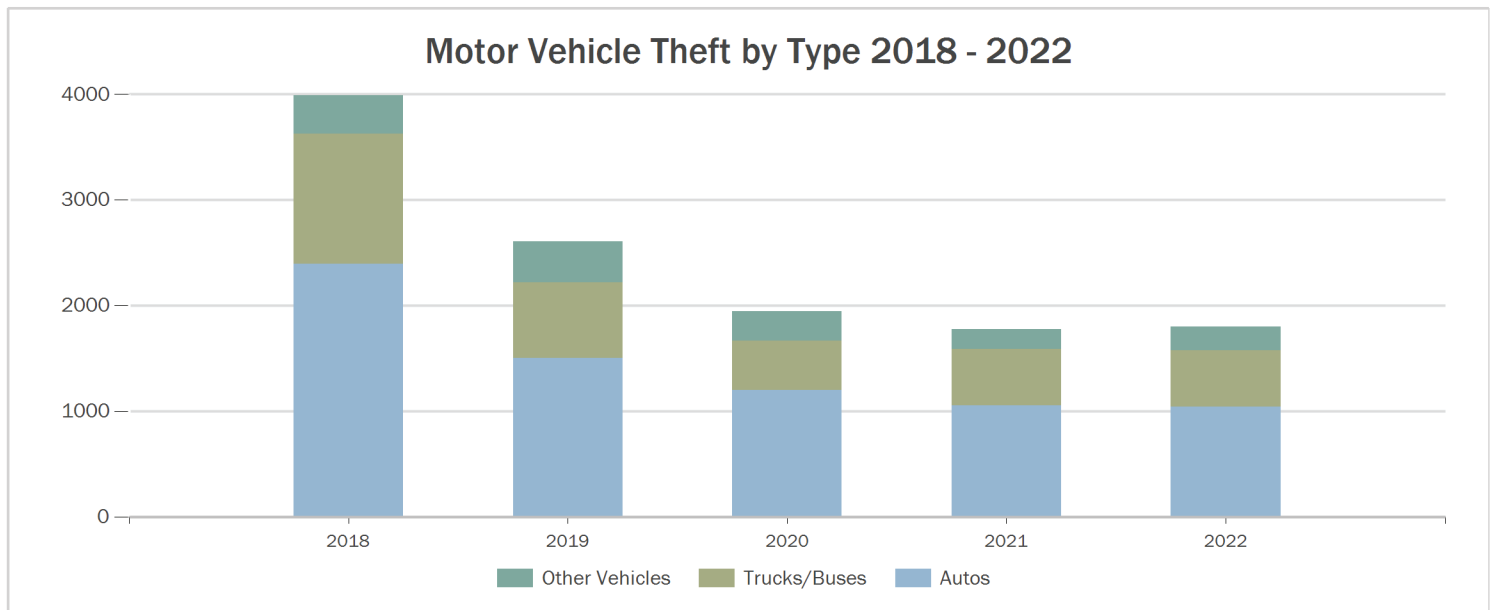
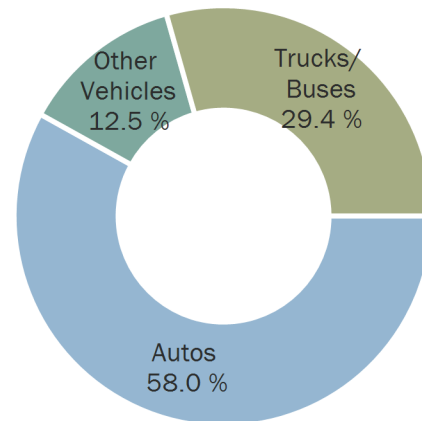
Since 2013, January has averaged the highest number of reported motor vehicle thefts, averaging 231.5 offenses per month. In 2022, December recorded the highest number of motor vehicle thefts with 187 reported offenses.



Motor Vehicle Theft by Type

Year	Autos	Trucks/Buses	Other Vehicles
2018	2,397	1,233	362
2019	1,506	712	391
2020	1,204	466	276
2021	1,059	533	188
2022	1,046	530	226

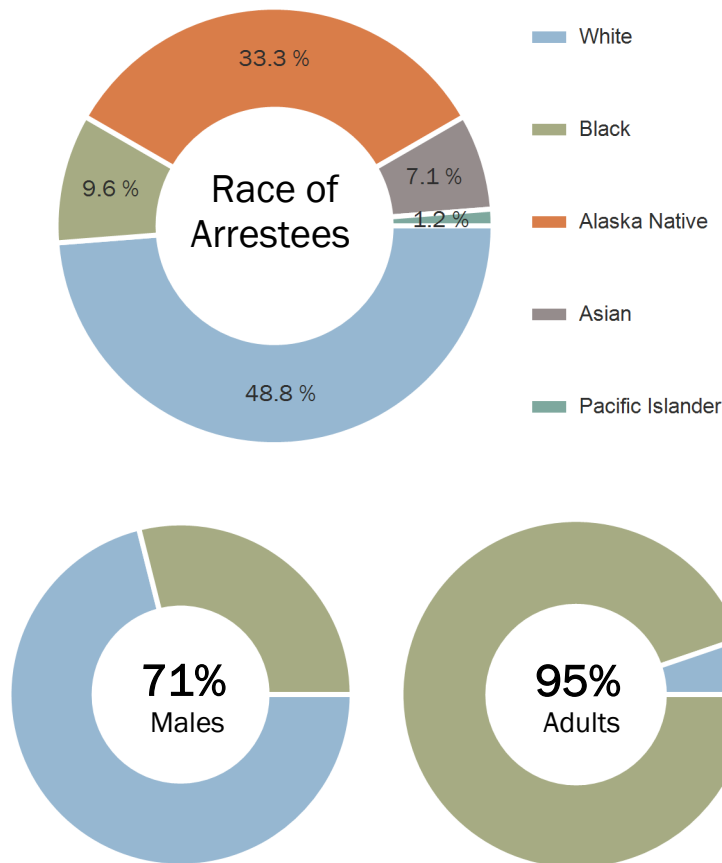
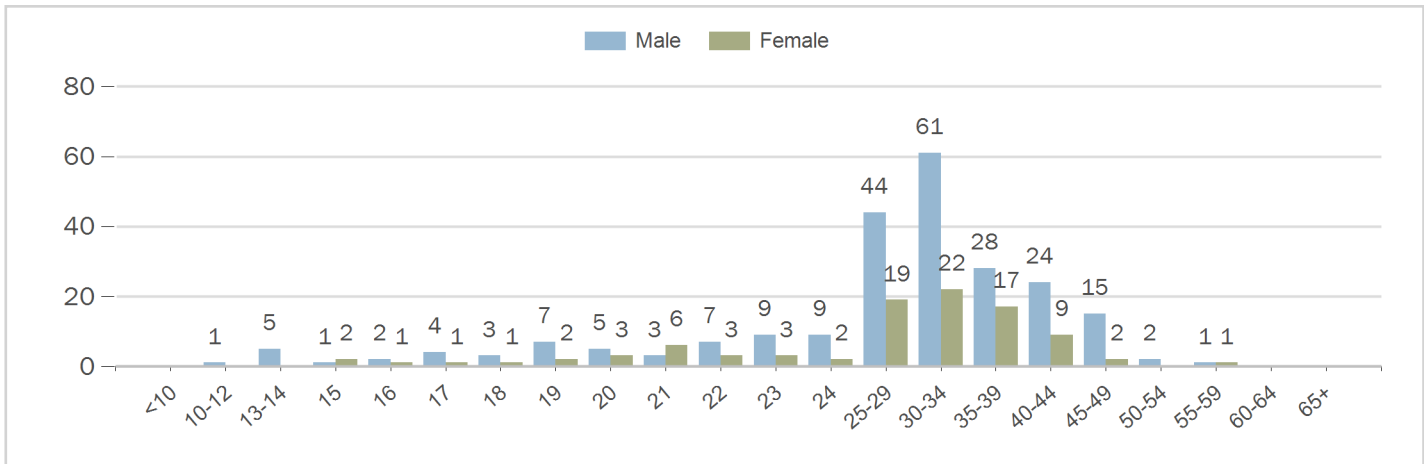
Motor Vehicle Theft by Type 2022



¹ Five-year median calculated from [Crime in Alaska Uniform Crime Reports](#) 2018-2022.

Arrests for Motor Vehicle Theft

Motor Vehicle Theft Arrestees by Age, Sex and Race¹



Age	Male	Female
<10		
10-12	1	
13-14	5	
15	1	2
16	2	1
17	4	1
18	3	1
19	7	2
20	5	3
21	3	6
22	7	3
23	9	3
24	9	2
25-29	44	19
30-34	61	22
35-39	28	17
40-44	24	9
45-49	15	2
50-54	2	
55-59	1	1
60-64		
65+		

¹ A note on arrests: The reporting agencies provide a record of the total number of persons arrested, cited, or summoned (served) for criminal acts in all Part I and Part II crimes. In addition, the agencies furnish basic data concerning the personal characteristics—age, sex, race, and ethnicity—of persons arrested in a particular month. The UCR program collects data on the number of persons arrested, not the number of charges lodged. For example, a person may be arrested on several charges at one time; in this situation, the agency only scores one arrest under the most severe offense category as determined by the agency.

Arson

Definition

The Uniform Crime Reporting Program defines arson as any willful or malicious burning or attempt to burn, with or without intent to defraud, a dwelling house, public building, motor vehicle or aircraft, personal property of another, etc. Contributing agencies report arson as fires determined through investigation to have been willfully or maliciously set. Attempts to burn are included in this offense, but fires of suspicious or unknown origins are not. Agencies classify one offense for each distinct arson operation originating within the reporting jurisdiction. If arson is perpetrated in one locale and spreads to another, the jurisdiction in which the fire originated reports it.

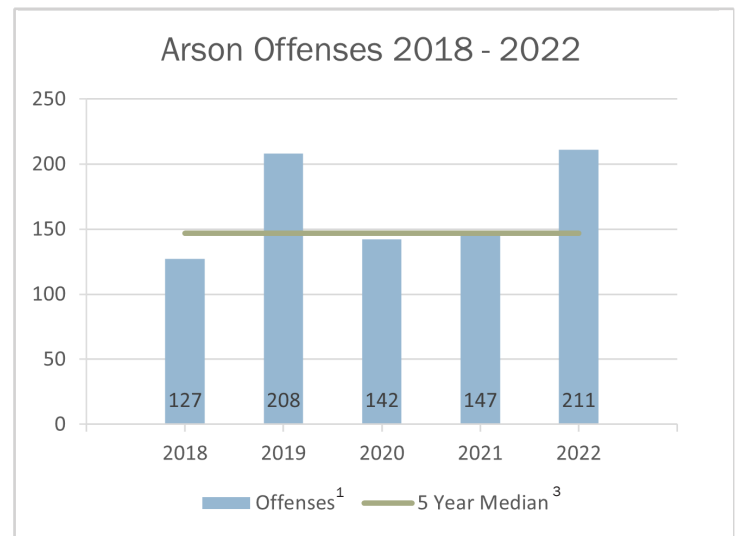
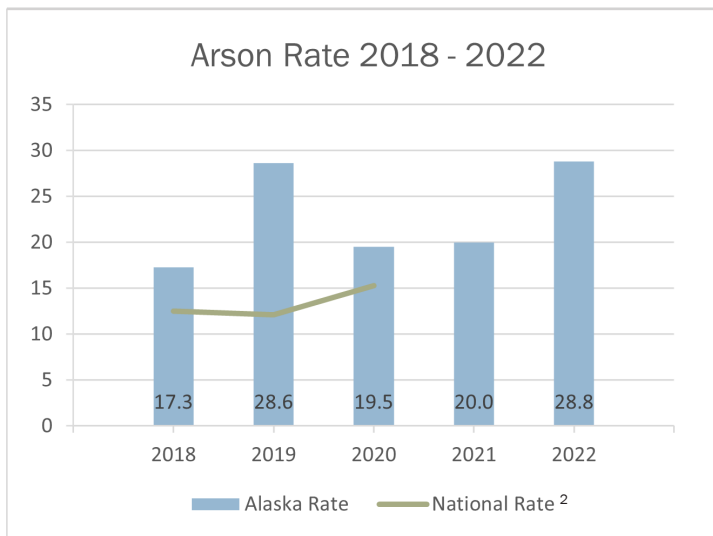
Summary

A total of 211 arsons were reported in 2022. This represents 1.6% of all property crime, and 1.1% of all crime reported in Alaska. The number of reported arsons increased 43.5% and the rate of arsons per 100,000 persons also increased 43.8% from 2021 to 2022. Arrest data shows 59.5% of the persons arrested for arson were male, and 92.9% were adults.

The total property loss associated with arson in 2022 was just under \$6.5 million.

Year	Offenses ¹	Alaska Rate	National Rate ²	Index Change	Rate Change
2018	127	17.3	12.5	-8.6%	-8.3%
2019	208	28.6	12.1	63.8%	65.1%
2020	142	19.5	15.3	-31.7%	-31.7%
2021	147	20.0	n/a	3.5%	2.6%
2022	211	28.8	n/a	46.5%	43.8%

The arson rate increased 43.8% from 2021 to 2022



¹ Total arson offenses include both attempted and completed. Attempted arsons will not have an associated property type or value.

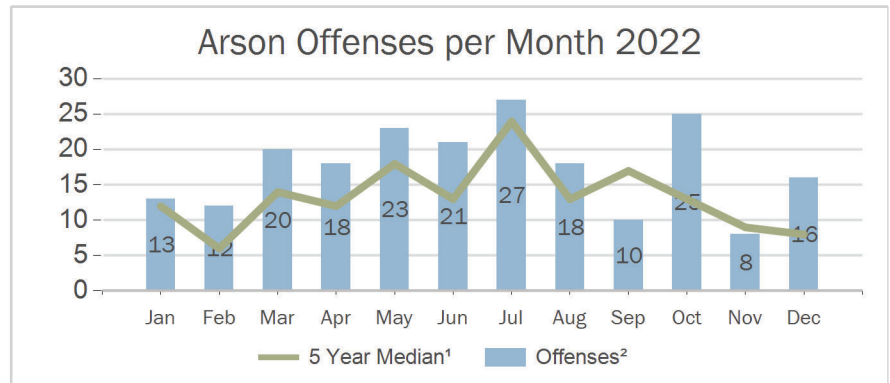
² FBI: UCR Crime Data Explorer, [Arson Rate by Population Group, 2021](#). National Rates for 2021 and 2022 were not available at the time of publication.

³ Five-year median calculated from [Crime in Alaska Uniform Crime Reports](#) 2018-2022.

Arson Offenses

Offenses by Month

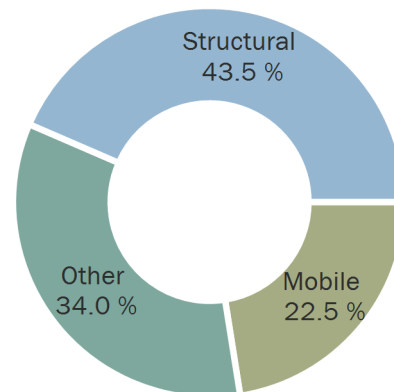
Since 2013, July has averaged the highest number of reported arson offenses, averaging 19.9 arsons per month. In 2022, July had the highest number of arsons for the year with 27 reported arson offenses.



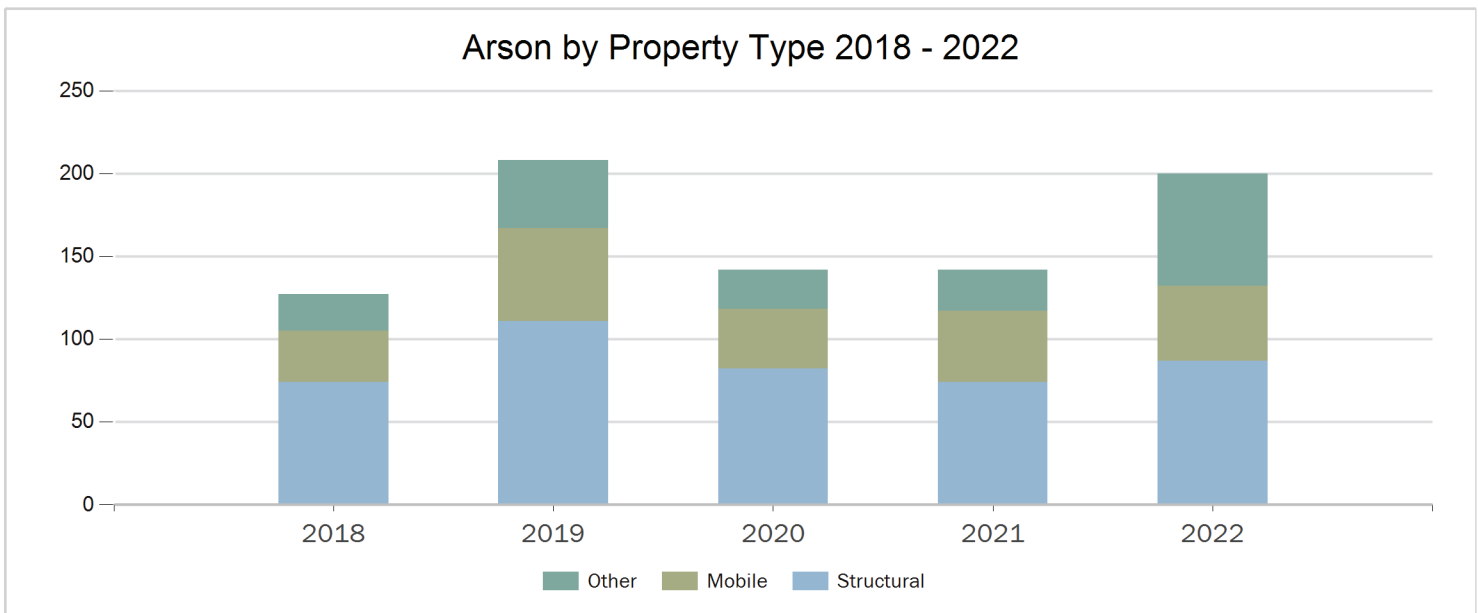
Arson by Property Type

Year	Structural Property	Mobile Property	Other Property Type
2018	74	31	22
2019	111	56	41
2020	82	36	24
2021	74	43	25
2022	87	45	68

Arson by Property Type 2022



Arson by Property Type 2018 - 2022

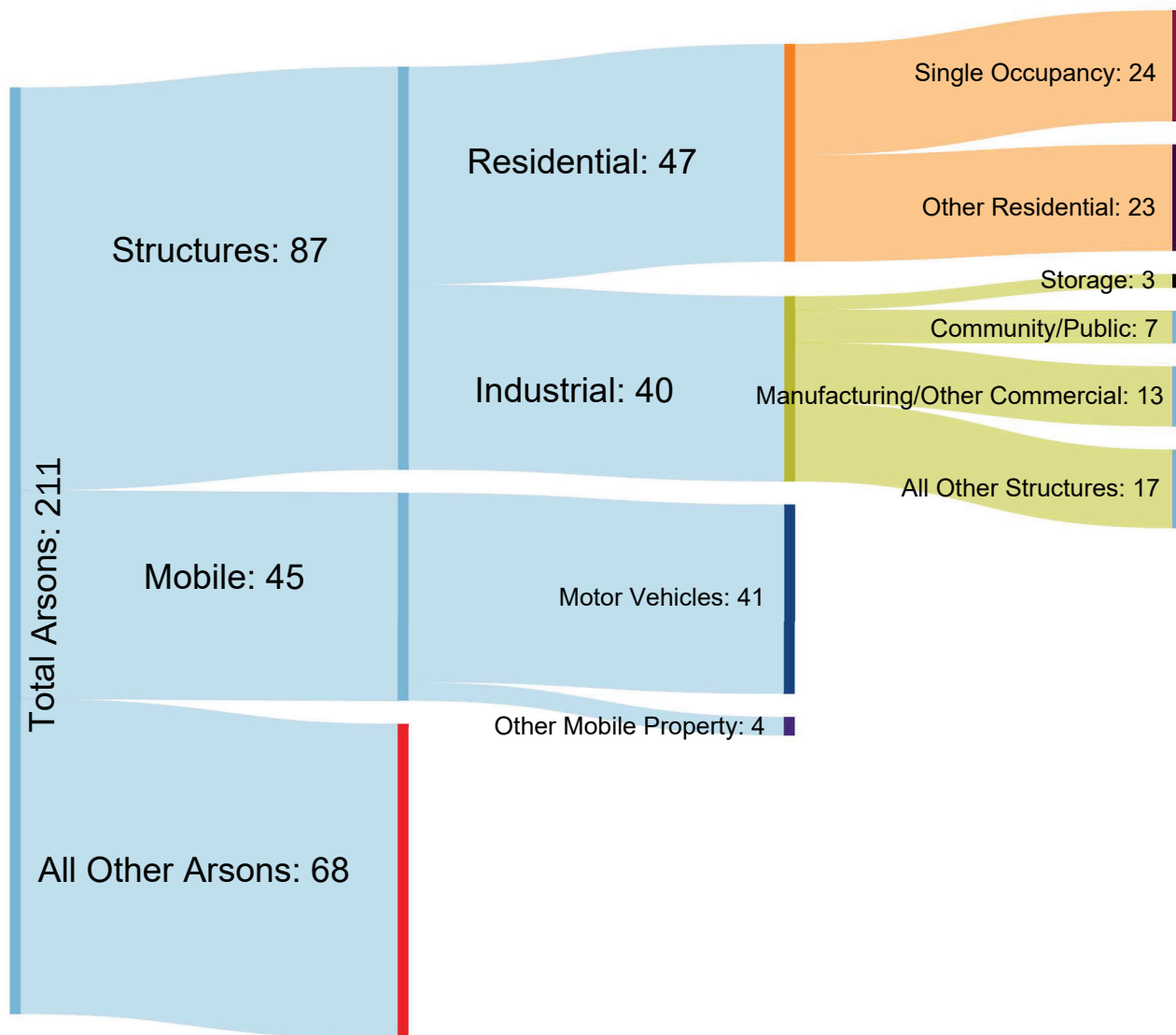


¹ Five-year median calculated from [Crime in Alaska Uniform Crime Reports](#) 2018-2022.

² Total arson offenses include both attempted and completed. Attempted arsons will not have an associated property type or value.

Crime in Alaska 2022

Arson by Property Type



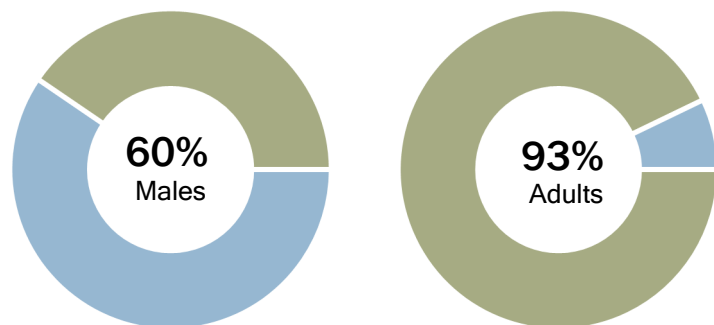
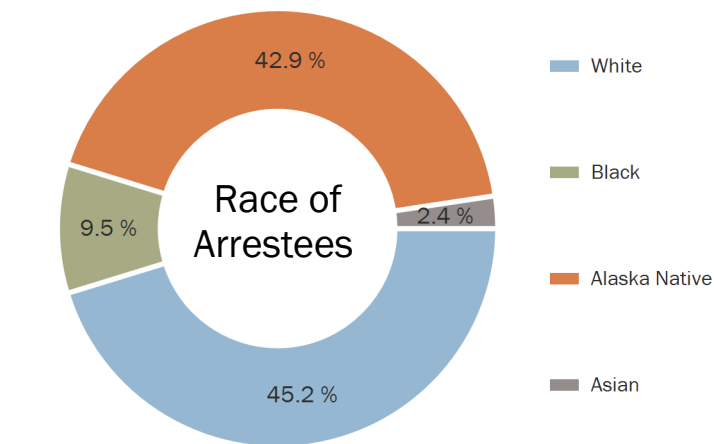
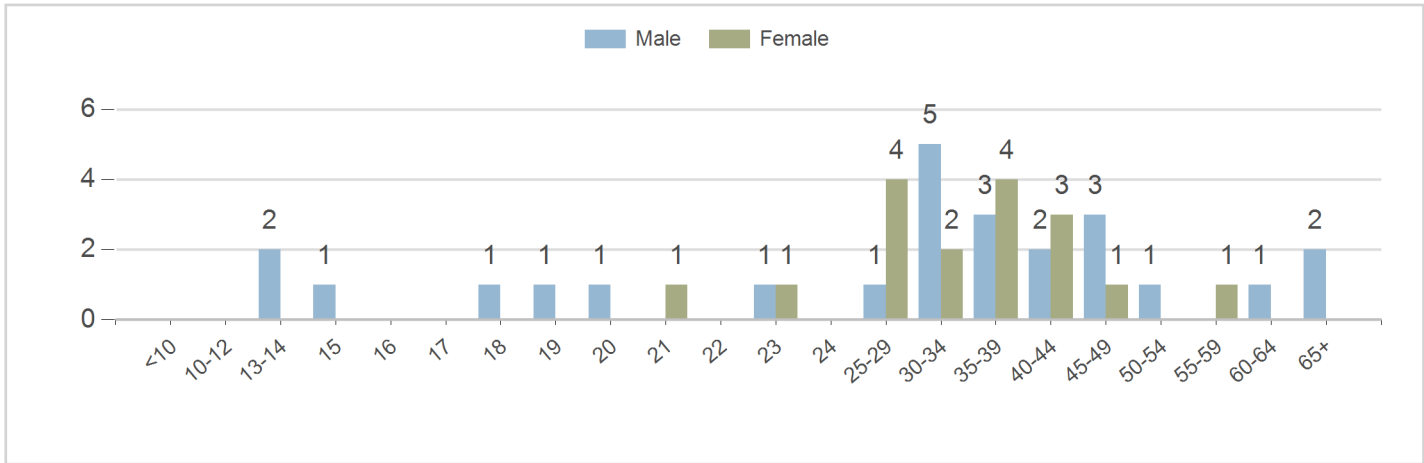
Arsons of Structures	Offenses ¹	Property Loss
All Other Structure	17	\$1,127,449
Community/Public	7	\$39,871
Manufacturing/Other Commercial	13	\$614,629
Other Residential	23	\$2,828,185
Single Occupancy	24	\$1,010,960
Storage	3	\$344,901
Arsons of Mobile Property	Offenses ¹	Property Loss
Motor Vehicles	41	\$317,234
Other Mobile Property	4	\$17,001
All Other Arsons	Offenses ¹	Property Loss
Other	68	\$231,479

From 2021 to 2022, arsons of mobile property increased by 4.7%, arsons of structures increased by 16%, and all other types of arson increased by 151.9%.

¹ Total arson offenses reported were 211. This includes 11 attempted arsons, which are not referenced on this page as they do not have an associated property type or value of property loss.

Arrests for Arson

Arson Arrestees by Age, Sex and Race¹



Age	Male	Female
<10		
10-12		
13-14	2	
15	1	
16		
17		
18	1	
19	1	
20	1	
21		1
22		
23	1	1
24		
25-29	1	4
30-34	5	2
35-39	3	4
40-44	2	3
45-49	3	1
50-54	1	
55-59		1
60-64	1	
65+	2	

¹ A note on arrests: The reporting agencies provide a record of the total number of persons arrested, cited, or summoned (served) for criminal acts in all Part I and Part II crimes. In addition, the agencies furnish basic data concerning the personal characteristics—age, sex, race, and ethnicity—of persons arrested in a particular month. The UCR program collects data on the number of persons arrested, not the number of charges lodged. For example, a person may be arrested on several charges at one time; in this situation, the agency only scores one arrest under the most severe offense category as determined by the agency.

RETURN A - MONTHLY RETURN OF OFFENSES KNOWN TO POLICE

(1) Classification of Offense	(2) Offenses Reported	(3) Unfounded Offenses	(4) Actual Offenses	(5) Offenses Cleared	(6) Juveniles Only
CRIMINAL HOMICIDE					
MURDER/NONNEG MANSLAUGHTER	71	1	70	62	6
MANSLAUGHTER BY NEGLIGENCE	4		4	1	
TOTAL	75	1	74	63	6
RAPE					
RAPE	1,003	9	994	240	45
ATTEMPTS TO COMMIT RAPE	55		55	20	3
TOTAL	1,058	9	1,049	260	48
ROBBERY					
FIREARM	101	3	98	30	
KNIFE/CUTTING INSTRUMENT	40		40	15	1
OTHER DANGEROUS WEAPON	85		85	34	3
STRONG-ARM (HANDS, FISTS)	333	1	332	139	7
TOTAL	559	4	555	218	11
ASSAULT					
KNIFE OR CUTTING INSTRUMENT	772	2	770	550	31
FIREARM	869		869	508	16
OTHER DANGEROUS WEAPON	1,466	2	1,464	936	72
HANDS, FIST, FEET, AGGRAVATED	875	2	873	611	33
OTHER ASSAULTS - SIMPLE	8,978	14	8,964	5,341	503
TOTAL	12,960	20	12,940	7,946	655
BURGLARY					
FORCIBLE ENTRY	1,141	1	1,140	216	24
UNLAWFUL ENTRY - NO FORCE	721		721	219	15
ATTEMPTED FORCIBLE ENTRY	140		140	26	3
TOTAL	2,002	1	2,001	461	42
LARCENY-THEFT					
THEFT (EX MOTOR VEHICLE)	9,453	44	9,409	1,272	97
TOTAL	9,453	44	9,409	1,272	97
MOTOR VEHICLE THEFT					
AUTOS	1,089	43	1,046	232	7
TRUCKS AND BUSES	543	13	530	107	4
OTHER VEHICLES	226		226	25	5
TOTAL	1,858	56	1,802	364	16
GRAND TOTAL	27,965	135	27,830	10,584	875

PROPERTY STOLEN BY CLASSIFICATION

CLASSIFICATION OF OFFENSES	NUMBER ACTUAL OFFENSES	VALUE OF PROPERTY STOLEN
MURDER AND NONNEGLIGENT MANSLAUGHTER	70	\$ 5,000
RAPE	1,049	\$ 5,226
ROBBERY		
HIGHWAY (STREET, ALLEYS, ETC.)	225	\$ 235,776
COMMERCIAL HOUSE	107	\$ 46,699
GAS OR SERVICE STATION	26	\$ 77,051
CONVENIENCE STORE	28	\$ 5,273
RESIDENCE	93	\$ 160,292
BANK	1	\$ 351
MISCELLANEOUS	75	\$ 124,081
TOTAL ROBBERY	555	\$ 649,523
BURGLARY		
RESIDENCE (DWELLING)		
NIGHT (6PM-6AM)	338	\$ 590,927
DAY (6AM-6PM)	360	\$ 709,064
UNKNOWN	318	\$ 1,871,297
NON-RESIDENCE (STORE ETC.)		
NIGHT (6PM-6AM)	420	\$ 784,452
DAY (6AM-6PM)	304	\$ 545,253
UNKNOWN	261	\$ 817,026
TOTAL BURGLARY	2001	\$ 5,318,019
LARCENY-THEFT		
\$200 AND OVER	4,914	\$ 10,264,056
\$50 TO \$200	1,730	\$ 184,929
UNDER \$50	2,765	\$ 29,763
TOTAL	9,409	\$ 10,478,748
6X. NATURE OF LARCENIES UNDER ITEM 6		
POCKET-PICKING	41	\$ 17,442
PURSE-SNATCHING	13	\$ 4,226
SHOPLIFTING	2,548	\$ 759,082
FROM MOTOR VEHICLE	2,051	\$ 2,603,557
MOTOR VEHICLE PARTS AND ACCESSORIES	662	\$ 730,546
BICYCLES	469	\$ 377,978
FROM BUILDING (EX C&H)	1,477	\$ 2,505,706
FROM COIN-OP MACHINES	9	\$ 206
ALL OTHER	2,139	\$ 3,480,005
TOTAL LARCENY	9,409	\$ 10,478,748
MOTOR VEHICLE THEFT		
STOLEN & RECOVERED LOCALLY	1,025	
STOLEN LOCALLY & RECOVERED OTHER	56	
TOTAL STOLEN OTHER & RECOVERED LOCAL	1,458	
STOLEN IN OTHER JURIS & RECOVERED LOCALLY	31	
TOTAL MOTOR VEHICLE THEFT	1,802	\$ 17,774,482
GRAND TOTAL	14,886	\$ 34,230,998

PROPERTY BY TYPE AND VALUE

Type of Property (1)	Monetary Value of Property Stolen in Your Jurisdiction	
	STOLEN (2)	RECOVERED (3)
CURRENCY, NOTES, ETC.	\$ 2,180,039	\$ 263,076
JEWELRY & PRECIOUS METALS	\$ 1,772,976	\$ 22,437
CLOTHING AND FURS	\$ 953,178	\$ 123,695
LOCALLY STOLEN MOTOR VEHICLE	\$ 18,722,651	\$ 15,608,732
OFFICE EQUIPMENT	\$ 1,051,289	\$ 94,091
TV, RADIOS, CAMERAS, ETC.	\$ 497,284	\$ 33,724
FIREARMS	\$ 445,164	\$ 74,682
HOUSEHOLD GOODS	\$ 326,466	\$ 33,592
CONSUMABLE GOODS	\$ 343,909	\$ 41,050
LIVESTOCK	\$ 651	\$ 150
MISCELLANEOUS	\$ 7,934,870	\$ 1,090,101
GRAND TOTAL	\$ 34,228,477	\$ 17,385,330

LAW ENFORCEMENT OFFICERS KILLED OR ASSAULTED

Type Of Activity	Total assaults by weapon	Type of Weapon				Type of Assignment						Officer assaults cleared	
		Firearm	Knife or other cutting instrument	Other dangerous weapon	Hands, fists, feet,etc.	Two-officer vehicle	One-officer vehicle		Detective or special assign.		Other		
							Alone	Asst	Alone	Ast	Alone		Asst
	A	B	C	D	E	F	G	H	I	J	K	L	M
1. Responding to disturbance call (family quarrels, person with firearm, etc.)	327	23	3	29	272	27	39	253	1	2	3	2	310
2. Burglaries in progress or pursuing burglary suspects	9	1	1		7		2	7					9
3. Robberies in progress or pursuing robbery suspects	2				2			1				1	2
4. Attempting other arrests	175	3	4	21	147	6	14	152		1	1	1	171
5. Civil disorder (riot, mass disobedience, etc.)	4				4			4					4
6. Handling, transporting, custody of prisoners	76			5	71	4	11	55	1	4	1		74
7. Investigating suspicious persons or circumstances	65	12	10	7	36	8	11	45				1	59
8. Ambush - no warning	2	1			1		2						2
9. Handling persons with mental illness	69	2	3	2	62	3	7	59					68
10. Traffic pursuits and stops	88	4	3	32	49	1	20	63	1	3			81
11. All other	44	9	1	4	30	5	8	30			1		40
12. TOTAL (1-11)	861	55	25	100	681	54	114	669	3	10	6	5	820
13. Number with personal injury	177	4	1	12	160								
14. Number without personal injury	684	51	24	88	521								

15. Time of Assaults	12 AM	2 AM	4 AM	6 AM	8 AM	10 AM	NOON	2 PM	4 PM	6 PM	8 PM	10 PM
	106	95	56	26	30	30	67	80	85	101	102	83

AGE, SEX AND RACE OF PERSONS ARRESTED
18 Years of age and over

CLASSIFICATIONS OF OFFENSES	UCR	SEX	AGE																TOT	RACE				
			18	19	20	21	22	23	24	25 29	30 34	35 39	40 44	45 49	50 54	55 59	60 64	65 OV		WHT	BLK	IND	ASN	PAC
MURDER/NONNEG MANSLAUGHTER	01A	M	1	1	4	4	4	2		6	7	5	6	1	1	3	1		46	22	6	20	1	
		F		1	1				1										3					
MANSLAUGHTER BY NEGLIGENCE	01B	M																		1				
		F										1							1					
RAPE	02	M	15	5	7	8	3	3	1	14	14	13	8	4	6	2	4		107	29	11	66	3	
		F										1	1						2					
ROBBERY	03	M	3	9		2	3	1	8	27	25	30	13	9	6	3			139	70	29	67	15	
		F	1	1		1		2	2	6	8	7	8	3	1	1	1		42					
AGGRAVATED ASSAULT	04	M	24	39	29	33	39	40	39	226	223	190	171	88	78	69	34	26	1,348	647	179	844	99	4
		F	6	11	14	12	8	13	15	81	84	62	43	20	22	12	8	17	428					
BURGLARY	05	M	2	8	3	3	8	3	3	49	68	55	34	21	6	10	6	7	286	208	30	110	20	
		F		2		3	1	6		11	24	15	10	4	3	2	2		83					
LARCENY	06	M	7	11	8	17	8	19	11	93	151	115	69	66	29	20	4	11	639	590	72	274	25	
		F	4	7	8	5	5	5	7	54	64	81	42	19	15	12	3	3	334					
MOTOR VEHICLE THEFT	07	M	3	7	5	3	7	9	9	44	61	28	24	15	2	1			218	151	31	99	22	4
		F	1	2	3	6	3	3	2	19	22	17	9	2		1			90					
OTHER ASSAULTS	08	M	31	42	38	60	81	95	74	394	412	363	278	189	125	102	62	51	2,397	1,237	250	1,886	143	14
		F	30	36	34	37	45	41	42	193	212	175	119	78	47	38	26	14	1,167					
ARSON	09	M	1	1	1			1		1	5	3	2	3	1		1	2	22	18	4	16	1	
		F				1		1		4	2	4	3	1		1			17					
FORGERY	10	M	1	1	1				2	2	7	3	1	2		3			23	28	5	7	4	
		F	1			1	1		2	5	2	7		2					21					
FRAUD	11	M		1	1	2		2	1	13	7	8	11	2	7	3	2	2	62	50	17	26	6	
		F	1	1	1	2			1	11	5	5	6	2	1			1	37					
EMBEZZLEMENT	12	M	1						1	1		1	2	2	3		1		12	16	3	4	5	
		F	3	1	2					1	2	2	2	1			2		16					
STOLEN PROPERTY	13	M			1		2			10	14	14	8	3	2		1		55	35	9	18	6	
		F					2			4	2	3	2						13					
VANDALISM	14	M	12	23	19	13	24	24	31	109	106	84	59	42	25	17	10	8	606	395	66	379	39	1
		F	11	7	6	10	10	8	10	57	50	38	34	16	8	6	4	2	277					
WEAPONS	15	M	3	3	6	8	12	11	3	51	48	37	31	17	6	7	2	9	254	153	44	53	20	4
		F				1		1		3	7	5	2		1		1	1	22					
PROSTITUTION AND COMMERCIALIZED VICE	16	M							2	1	2	3				2			10	6		4		
		F																						
PROSTITUTION	16A	M									1								1			1		
		F																						
ASSISTING OR PROMOTING PROSTITUTION	16B	M																						
		F																						

CLASSIFICATIONS OF OFFENSES	UCR	SEX	AGE																TOT	RACE				
			18	19	20	21	22	23	24	25 29	30 34	35 39	40 44	45 49	50 54	55 59	60 64	65 OV		WHT	BLK	IND	ASN	PAC
PURCHASING PROSTITUTION	16C	M							2	1	1	3				2			9	6		3		
		F																						
SEX OFFENSES	17	M	9	3		1	1	5	1	16	25	22	14	19	11	16	17	13	173	48	10	117	5	1
		F							1	1	3	1		1	1				8					
DRUG/SALE/MAN	180	M	1	1	1	3	2	3	3	14	15	32	16	8	7	5	7	1	119	89	22	39	7	1
		F				1	1	1	2	11	11	6	2	1	2	1	1		40					
NARCOTICS	180A	M			1			1	2	4	7	12	6	2	4	4	4	1	48	42	7	17	3	
		F						1	1	6	5	4		1	2		1		21					
MARIJUANA	180B	M		1		1						2			1				5	3	1	1		
		F																						
SYNTHETIC NARCOTICS	180C	M	1			1	1			3	3	2	4	1	1				17	13	4	3	1	
		F								1	2	1							4					
OTHER/NON-NARCOTICS	180D	M				1	1	2	1	7	5	16	6	5	1	1	3		49	31	10	18	3	1
		F				1	1		1	4	4	1	2			1			15					
DRUG/POSSESSION	185	M	10	4	7	4	2	12	8	48	88	75	45	28	23	18	8	3	383	335	49	130	39	
		F		4	4	4	5	3	2	22	53	33	29	7	3	5			174					
NARCOTICS	185E	M	2			1	1	4		21	22	18	14	9	7	9	3		111	118	16	30	8	
		F		1		2	1	1		8	19	13	13	2		1			61					
MARIJUANA	185F	M	7	2	2			1				2		1					15	9	1	6	1	
		F			2					1									3					
SYNTHETIC NARCOTICS	185G	M	1		1	1		2	1	2	9	3	4		2				26	27	7	7		
		F								1	9	1	4						15					
OTHER/NON-NARCOTICS	185H	M		2	4	2	1	5	7	25	57	52	27	18	14	9	5	3	231	181	25	87	30	
		F		3	2	2	4	2	2	12	25	19	12	5	3	4			95					
GAMBLING	19	M																						
		F																						
BOOKMAKING	19A	M																						
		F																						
NUMBERS	19B	M																						
		F																						
OTHER GAMBLING	19C	M																						
		F																						
FAMILY/CHILD	20	M		1		2	2	1		6	15	12	3	3	1				46	32	3	85	2	
		F	1		3	3	1	2	7	13	24	18	3		1	1			77					
DRIVING INFLUENCE	21	M	17	42	60	66	76	53	76	358	387	289	242	169	117	123	82	93	2,250	2,005	188	806	130	6
		F	13	22	20	25	28	26	34	160	198	132	115	56	35	33	21	20	938					
LIQUOR LAWS	22	M	3	9	3	2		1	2	6	11	8	4	4	4	11	10	4	82	24	2	82	2	
		F	3	4	2	1			2	1	2	2		1	3	1	5	2	29					
DRUNKENNESS	23	M								2	4			3		1			10	10		7		
		F									2	3		2					7					
DISORDERLY CONDUCT	24	M	9	5	6	5	7	4	14	48	61	52	47	30	15	29	10	6	348	139	25	343	11	
		F	5	4	6	2	4	10	4	29	36	20	20	20	12	2	1		175					

CLASSIFICATIONS OF OFFENSES	UCR	SEX	AGE																TOT	RACE				
			18	19	20	21	22	23	24	25 29	30 34	35 39	40 44	45 49	50 54	55 59	60 64	65 OV		WHT	BLK	IND	ASN	PAC
VAGRANCY	25	M											2						2			4		
		F											1		1				2					
ALL OTHER	26	M	48	61	75	85	88	98	103	622	790	773	652	401	315	374	234	231	4,950	3,414	380	2,358	249	30
		F	16	22	29	37	40	41	38	252	273	291	179	142	104	74	51	33	1,622					
SUSPICION	27	M																						
		F																						
HUMAN TRAFFICKING/COMMERCIAL SEX ACTS	30	M																						
		F																						
HUMAN TRAFFICKING/INVOLUNTARY SERVITUDE	31	M																						
		F																						
TOTAL BY SEX		M	201	277	275	321	369	387	392	2,161	2,546	2,215	1,742	1,129	790	819	496	467	14,587	9,752	1,435	7,844	854	65
		F	96	125	133	152	154	163	172	938	1,086	929	630	378	260	190	126	93	5,625					
GRAND TOTAL			297	402	408	473	523	550	564	3,099	3,632	3,144	2,372	1,507	1,050	1,009	622	560	20,212	9,752	1,435	7,844	854	65

AGE, SEX AND RACE OF PERSONS ARRESTED
under 18 Years of age

CLASSIFICATIONS OF OFFENSES	UCR	SEX	AGE							TOT	RACE				
			Under 10	10-12	13-14	15	16	17	WHT		BLK	IND	ASN	PAC	
MURDER/NONNEG MANSLAUGHTER	01A	M			1	3		1	5	3	2	1			
		F						1	1						
MANSLAUGHTER BY NEGLIGENCE	01B	M													
		F													
RAPE	02	M	2	6	7	3	2	3	23	9	4	12			
		F					2		2						
ROBBERY	03	M			6	2	5	1	14	5	6	3	2		
		F					1	1	2						
AGGRAVATED ASSAULT	04	M	3	20	22	15	17	14	91	60	14	38	11		
		F		2	13	4	7	8	34						
BURGLARY	05	M		5	22	9	11	2	49	21	1	33	4		
		F		4	1	1	4	1	11						
LARCENY	06	M		3	26	10	12	7	58	51	8	31	5		
		F		4	14	4	5	11	38						
MOTOR VEHICLE THEFT	07	M		1	5	1	2	4	13	7		9	1		
		F				2	1	1	4						
OTHER ASSAULTS	08	M	1	24	60	47	31	33	196	175	26	132	18	0	
		F		15	52	19	47	27	160						
ARSON	09	M			2	1			3	1		2			
		F													
FORGERY	10	M													
		F													
FRAUD	11	M			1		1	1	3	2	4	1			
		F			3		1		4						
EMBEZZLEMENT	12	M						1	1	1			1		
		F						1	1						
STOLEN PROPERTY	13	M			1	1			2	2					
		F													
VANDALISM	14	M	3	15	25	15	14	15	87	52	8	53	1		
		F		1	11	5	5	6	28						
WEAPONS	15	M		1	5	3	3	4	16	6	3	4	2		
		F													
PROSTITUTION AND COMMERCIALIZED VICE	16	M													
		F													

CLASSIFICATIONS OF OFFENSES	UCR	SEX	AGE							TOT	RACE				
			Under 10	10-12	13-14	15	16	17	WHT		BLK	IND	ASN	PAC	
PROSTITUTION	16A	M													
		F													
ASSISTING OR PROMOTING PROSTITUTION	16B	M													
		F													
PURCHASING PROSTITUTION	16C	M													
		F													
SEX OFFENSES	17	M		2	11	3	5	3	24	11	2	11	1		
		F			1			1	2						
DRUG/SALE/MAN	180	M			2		6	2	10	6		10	2		
		F		1	3	1	1	2	8						
NARCOTICS	180A	M													
		F													
MARIJUANA	180B	M			2		6	2	10	6		10	2		
		F		1	3	1	1	2	8						
SYNTHETIC NARCOTICS	180C	M													
		F													
OTHER/NON-NARCOTICS	180D	M													
		F													
DRUG/POSSESSION	185	M		4	17	14	11	14	60	60	8	25	3	1	
		F		3	14	9	6	9	41						
NARCOTICS	185E	M			1			1	2	2					
		F													
MARIJUANA	185F	M		4	15	14	10	13	56	56	7	24	3	1	
		F		3	14	9	6	7	39						
SYNTHETIC NARCOTICS	185G	M			1		1		2	1	1				
		F													
OTHER/NON-NARCOTICS	185H	M								1		1			
		F						2	2						
GAMBLING	19	M													
		F													
BOOKMAKING	19A	M													
		F													
NUMBERS	19B	M													
		F													
OTHER GAMBLING	19C	M													
		F													
FAMILY/CHILD	20	M													
		F													
DRIVING INFLUENCE	21	M				2	5	18	25	28	2	10			
		F				1	4	12	17						

CLASSIFICATIONS OF OFFENSES	UCR	SEX	AGE							TOT	RACE				
			Under 10	10-12	13-14	15	16	17	WHT		BLK	IND	ASN	PAC	
LIQUOR LAWS	22	M			1	3	4	5	13	14	1	10			
		F			6	2	1	3	12						
DRUNKENNESS	23	M			1				1	1		2			
		F				1	1		2						
DISORDERLY CONDUCT	24	M			1	1	5	5	12	5		10	1		
		F				2	1	1	4						
VAGRANCY	25	M													
		F													
ALL OTHER	26	M		6	15	14	12	25	72	48	6	40	6	0	
		F			10	5	6	15	36						
SUSPICION	27	M													
		F													
CURFEW	28	M										1			
		F			1				1						
RUN-AWAYS	29	M													
		F													
HUMAN TRAFFICKING/COMMERCIAL SEX ACTS	30	M													
		F													
HUMAN TRAFFICKING/INVOLUNTARY SERVITUDE	31	M													
		F													
TOTAL BY SEX		M	9	87	231	147	146	158	778	568	95	438	58	6	
		F		30	129	56	93	100	408						
GRAND TOTAL			9	117	360	203	239	258	1,186	568	95	438	58	6	

MONTHLY RETURN OF ARSON OFFENSES KNOWN TO LAW ENFORCEMENT

1 PROPERTY CLASSIFICATION	2 Offenses Reported or Known to Police (Include Unfounded and attempts)	3 Unfounded, i.e. False or Baseless Complaints	4 Number of Actual Offenses (Column 2 Minus Column 3) Include Attempt)	5 Total Offenses Cleared by Arrest or Exceptional Means (Include Column 6)	6 Number of Clearances Involving Only Persons Under 18 Years of Age	7 Offenses Where Structures Uninhabited, Abandoned, or not Normally in Use	8 Estimated Value of Property Damage
STRUCTURAL							
A. Single Occupancy Residential: Houses, Townhouses, Duplexes, etc.	24		24	9		1	\$ 1,010,960
B. Other Residential: Apartments, Tenements, Flats, Hotels, Motels, Inns, Dormitories, Boarding Houses, etc.	23		23	15	1	1	\$ 2,828,185
C. Storage: Barns, Garages, Warehouses, etc.	3		3			2	\$ 344,901
D. Industrial/Manufacturing	1		1				\$ 450,000
E. Other Commercial: Stores, Restaurants, Offices, etc.	12		12	4		3	\$ 164,629
F. Community/Public: Churches, Jails, Schools, Colleges, Hospitals, etc.	7		7	2			\$ 39,871
G. All Other Structure: Out Buildings, Monuments, Buildings Under Construction, etc.	17		17	3		8	\$ 1,127,449
TOTAL STRUCTURAL	87		87	33	1	15	\$ 5,965,995
MOBILE							
H. Motor Vehicles: Automobiles, Trucks, Buses, Motorcycles, etc.: UCR Definition	42	1	41	6			\$ 317,234
I. Other Mobile Property: Trailers, Recreational Vehicles, Airplanes, Boats, etc.	4		4	3			\$ 17,001
TOTAL MOBILE	46	1	45	9			\$ 334,235
OTHER							
J. TOTAL OTHER Crops, Timber, Fences, Signs, etc.	68		68	15	1		\$ 231,479
TOTAL OTHER	68		68	15	1		\$ 231,479
GRAND TOTAL	212	1	211	61	3	15	\$ 6,531,709

Grand Total for arson include both attempted and completed. Attempted arsons will not have an associated property type of value.

HUMAN TRAFFICKING OFFENSES

(1) Human Trafficking Classification	(2) Offenses Reported	(3) Unfounded Offenses	(4) Actual Offenses	(5) Offenses Cleared	(6) Juveniles Only
Commercial Sex Acts	9		9	3	
Involuntary Servitude	1		1		
GRAND TOTAL	10		10	3	

RETURN A - MONTHLY RETURN OF OFFENSES KNOWN TO POLICE

(1) Classification of Offense	(2) Offenses Reported	(3) Unfounded Offenses	(4) Actual Offenses	(5) Offenses Cleared	(6) Juveniles Only
CRIMINAL HOMICIDE					
MURDER/NONNEG MANSLAUGHTER	4		4	3	
MANSLAUGHTER BY NEGLIGENCE					
TOTAL	4		4	3	
RAPE					
RAPE	96	1	95	16	5
ATTEMPTS TO COMMIT RAPE	4		4	2	1
TOTAL	100	1	99	18	6
ROBBERY					
FIREARM	14		14	1	
KNIFE/CUTTING INSTRUMENT	1		1	1	
OTHER DANGEROUS WEAPON	5		5	2	
STRONG-ARM (HANDS, FISTS)	12		12	5	
TOTAL	32		32	9	
ASSAULT					
KNIFE OR CUTTING INSTRUMENT	57		57	44	2
FIREARM	54		54	38	1
OTHER DANGEROUS WEAPON	107		107	83	8
HANDS, FIST, FEET, AGGRAVATED	78		78	57	4
OTHER ASSAULTS - SIMPLE	729	2	727	412	38
TOTAL	1,025	2	1,023	634	53
BURGLARY					
FORCIBLE ENTRY	102	1	101	22	1
UNLAWFUL ENTRY - NO FORCE	48		48	12	
ATTEMPTED FORCIBLE ENTRY	9		9	1	
TOTAL	159	1	158	35	1
LARCENY-THEFT					
THEFT (EX MOTOR VEHICLE)	614	3	611	92	4
TOTAL	614	3	611	92	4
MOTOR VEHICLE THEFT					
AUTOS	116	5	111	29	1
TRUCKS AND BUSES	51		51	14	
OTHER VEHICLES	11		11	2	
TOTAL	178	5	173	45	1
GRAND TOTAL	2,112	12	2,100	836	65

PROPERTY STOLEN BY CLASSIFICATION

CLASSIFICATION OF OFFENSES	NUMBER ACTUAL OFFENSES	VALUE OF PROPERTY STOLEN
MURDER AND NONNEGLIGENT MANSLAUGHTER	4	
RAPE	99	
ROBBERY		
HIGHWAY (STREET, ALLEYS, ETC.)	8	\$ 2,866
COMMERCIAL HOUSE	8	\$ 642
GAS OR SERVICE STATION	4	\$ 533
CONVENIENCE STORE	2	\$ 1
RESIDENCE	6	\$ 88,325
BANK	0	
MISCELLANEOUS	4	\$ 5,748
TOTAL ROBBERY	32	\$ 98,115
BURGLARY		
RESIDENCE (DWELLING)		
NIGHT (6PM-6AM)	34	\$ 85,014
DAY (6AM-6PM)	27	\$ 43,620
UNKNOWN	19	\$ 127,147
NON-RESIDENCE (STORE ETC.)		
NIGHT (6PM-6AM)	43	\$ 173,443
DAY (6AM-6PM)	20	\$ 52,499
UNKNOWN	15	\$ 66,048
TOTAL BURGLARY	158	\$ 547,771
LARCENY-THEFT		
\$200 AND OVER	314	\$ 626,519
\$50 TO \$200	131	\$ 13,490
UNDER \$50	166	\$ 1,849
TOTAL	611	\$ 641,858
6X. NATURE OF LARCENIES UNDER ITEM 6		
POCKET-PICKING	2	\$ 1,504
PURSE-SNATCHING	1	\$ 200
SHOPLIFTING	154	\$ 42,229
FROM MOTOR VEHICLE	136	\$ 122,988
MOTOR VEHICLE PARTS AND ACCESSORIES	37	\$ 43,133
BICYCLES	2	\$ 1,252
FROM BUILDING (EX C&H)	126	\$ 260,516
FROM COIN-OP MACHINES	0	
ALL OTHER	153	\$ 170,036
TOTAL LARCENY	611	\$ 641,858
MOTOR VEHICLE THEFT		
STOLEN & RECOVERED LOCALLY	119	
STOLEN LOCALLY & RECOVERED OTHER	2	
TOTAL STOLEN OTHER & RECOVERED LOCAL	162	
STOLEN IN OTHER JURIS & RECOVERED LOCALLY	5	
TOTAL MOTOR VEHICLE THEFT	173	\$ 1,669,376
GRAND TOTAL	1,077	\$ 2,957,120

PROPERTY BY TYPE AND VALUE

Type of Property (1)	Monetary Value of Property Stolen in Your Jurisdiction	
	STOLEN (2)	RECOVERED (3)
CURRENCY, NOTES, ETC.	\$ 201,567	\$ 65,003
JEWELRY & PRECIOUS METALS	\$ 188,429	\$ 67
CLOTHING AND FURS	\$ 174,800	\$ 2,613
LOCALLY STOLEN MOTOR VEHICLE	\$ 1,838,319	\$ 1,724,381
OFFICE EQUIPMENT	\$ 61,919	\$ 9,112
TV, RADIOS, CAMERAS, ETC.	\$ 30,336	\$ 1,628
FIREARMS	\$ 53,112	\$ 5,253
HOUSEHOLD GOODS	\$ 25,594	\$ 1,954
CONSUMABLE GOODS	\$ 17,451	\$ 849
LIVESTOCK		
MISCELLANEOUS	\$ 365,591	\$ 46,447
GRAND TOTAL	\$ 2,957,118	\$ 1,857,307

LAW ENFORCEMENT OFFICERS KILLED OR ASSAULTED

Type Of Activity	Total assaults by weapon	Type of Weapon				Type of Assignment								Officer assaults cleared
		Firearm	Knife or other cutting instrument	Other dangerous weapon	Hands, fists, feet,etc.	Two-officer vehicle	One-officer vehicle		Detective or special assign.		Other			
							Alone	Asst	Alone	Ast	Alone	Asst		
	A	B	C	D	E	F	G	H	I	J	K	L	M	
1. Responding to disturbance call (family quarrels, person with firearm, etc.)	25				25	2	2	21					21	
2. Burglaries in progress or pursuing burglary suspects														
3. Robberies in progress or pursuing robbery suspects														
4. Attempting other arrests	14	1		2	11	1	1	11		1			13	
5. Civil disorder (riot, mass disobedience, etc.)														
6. Handling, transporting, custody of prisoners	6				6		2	4					6	
7. Investigating suspicious persons or circumstances	2				2			1				1	2	
8. Ambush - no warning														
9. Handling persons with mental illness	3				3	1	2						3	
10. Traffic pursuits and stops	6			3	3		1	4		1			6	
11. All other	3				3			3					3	
12. TOTAL (1-11)	59	1		5	53	4	8	44		2		1	54	
13. Number with personal injury	9				9									
14. Number without personal injury	50	1		5	44									

15. Time of Assaults	12 AM	2 AM	4 AM	6 AM	8 AM	10 AM	NOON	2 PM	4 PM	6 PM	8 PM	10 PM
	6	11	8		2	3	4	1	7	7	6	4

AGE, SEX AND RACE OF PERSONS ARRESTED
18 Years of age and over

CLASSIFICATIONS OF OFFENSES	UCR	SEX	AGE																TOT	RACE				
			18	19	20	21	22	23	24	25 29	30 34	35 39	40 44	45 49	50 54	55 59	60 64	65 OV		WHT	BLK	IND	ASN	PAC
MURDER/NONNEG MANSLAUGHTER	01A	M				1	1			1									3	2		1		
		F																						
MANSLAUGHTER BY NEGLIGENCE	01B	M																						
		F																						
RAPE	02	M	1						1	2			1		2				7	3	1	3		
		F																						
ROBBERY	03	M								3	2		1	1					7	3		4	2	
		F											1	1					2					
AGGRAVATED ASSAULT	04	M	2	4	2	1	5	3	3	20	14	22	17	10	4	5	2	3	117	54	12	84	9	
		F		1	1	3		1		10	5	5	6	2	5	3	1		43					
BURGLARY	05	M			1	1		1		2	9	6	2			1	1		24	17	8	6		
		F				1		1		2		1	1		1				7					
LARCENY	06	M			1				1	9	4	7	8	5	3	1		3	42	41	2	19	3	
		F		2	2	1				6	1	4	4		2	1			23					
MOTOR VEHICLE THEFT	07	M		1			2	3		6	5	4	6	3					30	16	3	14	5	1
		F			1						4	2	1	1					9					
OTHER ASSAULTS	08	M	1	5	3	6	8	10	5	43	29	23	16	14	14	9	6	5	197	102	15	146	13	1
		F	3	1	1	1	3	6	4	8	15	19	6	13	1	2	1		84					
ARSON	09	M																				2		
		F										1				1			2					
FORGERY	10	M									1								1			1		
		F								1									1					
FRAUD	11	M								2			1						3	4		2	1	
		F								2	1			1					4					
EMBEZZLEMENT	12	M													1				1	1				
		F																						
STOLEN PROPERTY	13	M										1			1				2	2				
		F																						
VANDALISM	14	M	1	2	3	3	1	1	2	10	8	10	8		1		1		51	32	5	31	3	
		F		1			1		1	4	4	3	2	1	1	1		1	20					
WEAPONS	15	M					1	1	1	7	4	2	4		1			2	23	13	1	6	5	
		F				1					1								2					
PROSTITUTION AND COMMERCIALIZED VICE	16	M							2	1	1	3				2			9	6		3		
		F																						
PROSTITUTION	16A	M																						
		F																						

CLASSIFICATIONS OF OFFENSES	UCR	SEX	AGE																TOT	RACE				
			18	19	20	21	22	23	24	25 29	30 34	35 39	40 44	45 49	50 54	55 59	60 64	65 OV		WHT	BLK	IND	ASN	PAC
ASSISTING OR PROMOTING PROSTITUTION	16B	M																						
		F																						
PURCHASING PROSTITUTION	16C	M							2	1	1	3				2			9	6		3		
		F																						
SEX OFFENSES	17	M								1	2	5	1	1	2	4	2		18	3	1	13	1	
		F																						
DRUG/SALE/MAN	180	M									3	1			2	1			7	7		1		
		F									1		1						2					
NARCOTICS	180A	M									1				1	1			3	3		1		
		F									1								1					
MARIJUANA	180B	M													1				1	1				
		F																						
SYNTHETIC NARCOTICS	180C	M									1								1	1				
		F																						
OTHER/NON-NARCOTICS	180D	M									1	1							2	2				
		F											1						1					
DRUG/POSSESSION	185	M	1					2	1	4	6	6	3	1	1	1			26	25	2	10	4	
		F				1		1		2	3	2	4			2			15					
NARCOTICS	185E	M	1					1		4	4	2	1		1				14	15		3	2	
		F							2	1	1	1				1			6					
MARIJUANA	185F	M																						
		F																						
SYNTHETIC NARCOTICS	185G	M									1								1		1			
		F																						
OTHER/NON-NARCOTICS	185H	M						1	1		1	4	2	1		1			11	10	1	7	2	
		F				1		1			2	1	3			1			9					
GAMBLING	19	M																						
		F																						
BOOKMAKING	19A	M																						
		F																						
NUMBERS	19B	M																						
		F																						
OTHER GAMBLING	19C	M																						
		F																						
FAMILY/CHILD	20	M										1	1						2	2	1	1		
		F									1		1						2					
DRIVING INFLUENCE	21	M		2	2	9	9	3	3	28	29	23	22	13	10	7	9	7	176	159	16	54	8	1
		F	1	1	1	1	2	1	2	10	18	8	7	1	4	1	5	1	64					
LIQUOR LAWS	22	M		3	1	1				1	1	3			1				11	7	1	5		
		F									1							1	2					

CLASSIFICATIONS OF OFFENSES	UCR	SEX	AGE																TOT	RACE				
			18	19	20	21	22	23	24	25 29	30 34	35 39	40 44	45 49	50 54	55 59	60 64	65 OV		WHT	BLK	IND	ASN	PAC
DRUNKENNESS	23	M																				1		
		F											1					1						
DISORDERLY CONDUCT	24	M	2		1		1			2	5	2	2		1	3	1	1	21	7	2	26		
		F			1	1		2		2	3		3		2				14					
VAGRANCY	25	M																						
		F																						
ALL OTHER	26	M	1	5	10	5	4	11	8	57	49	52	37	26	15	17	19	9	325	217	35	172	21	2
		F	1	2	2	6	2	7	4	21	17	25	13	9	5	10	2	1	127					
SUSPICION	27	M																						
		F																						
HUMAN TRAFFICKING/COMMERCIAL SEX ACTS	30	M																						
		F																						
HUMAN TRAFFICKING/INVOLUNTAR Y SERVITUDE	31	M																						
		F																						
TOTAL BY SEX		M	9	22	24	27	32	35	27	199	172	171	130	74	59	51	41	30	1,103	723	105	605	76	5
		F	5	8	9	16	8	19	11	68	75	70	50	30	21	21	9	4	424					
GRAND TOTAL			14	30	33	43	40	54	38	267	247	241	180	104	80	72	50	34	1,527	723	105	605	76	5

AGE, SEX AND RACE OF PERSONS ARRESTED
under 18 Years of age

CLASSIFICATIONS OF OFFENSES	UCR	SEX	AGE						TOT	RACE				
			Under 10	10-12	13-14	15	16	17		WHT	BLK	IND	ASN	PAC
MURDER/NONNEG MANSLAUGHTER	01A	M												
		F												
MANSLAUGHTER BY NEGLIGENCE	01B	M												
		F												
RAPE	02	M	1			1			2		1	1		
		F												
ROBBERY	03	M												
		F												
AGGRAVATED ASSAULT	04	M		1	1	1	4	3	10	9	1	4	1	
		F			2		2	1	5					
BURGLARY	05	M			2		1		3	3				
		F												
LARCENY	06	M				1			1	2		3		
		F			1			3	4					
MOTOR VEHICLE THEFT	07	M				1			1	2				
		F						1	1					
OTHER ASSAULTS	08	M		4	3	1	3	2	13	10	4	8	3	
		F			3	1	6	2	12					
ARSON	09	M												
		F												
FORGERY	10	M												
		F												
FRAUD	11	M									4			
		F			3		1		4					
EMBEZZLEMENT	12	M												
		F												
STOLEN PROPERTY	13	M												
		F												
VANDALISM	14	M		1					1	3				
		F			1			1	2					

CLASSIFICATIONS OF OFFENSES	UCR	SEX	AGE						TOT	RACE				
			Under 10	10-12	13-14	15	16	17		WHT	BLK	IND	ASN	PAC
WEAPONS	15	M			1				1			1		
		F												
PROSTITUTION AND COMMERCIALIZED VICE	16	M												
		F												
PROSTITUTION	16A	M												
		F												
ASSISTING OR PROMOTING PROSTITUTION	16B	M												
		F												
PURCHASING PROSTITUTION	16C	M												
		F												
SEX OFFENSES	17	M			1				1	1				
		F												
DRUG/SALE/MAN	180	M					2		2	1		1	1	
		F						1	1					
NARCOTICS	180A	M												
		F												
MARIJUANA	180B	M					2		2	1		1	1	
		F						1	1					
SYNTHETIC NARCOTICS	180C	M												
		F												
OTHER/NON-NARCOTICS	180D	M												
		F												
DRUG/POSSESSION	185	M				1		2	3	4		3		
		F			2	1		1	4					
NARCOTICS	185E	M												
		F												
MARIJUANA	185F	M				1		2	3	4		3		
		F			2	1		1	4					
SYNTHETIC NARCOTICS	185G	M												
		F												
OTHER/NON-NARCOTICS	185H	M												
		F												
GAMBLING	19	M												
		F												

CLASSIFICATIONS OF OFFENSES	UCR	SEX	AGE						TOT	RACE				
			Under 10	10-12	13-14	15	16	17		WHT	BLK	IND	ASN	PAC
BOOKMAKING	19A	M												
		F												
NUMBERS	19B	M												
		F												
OTHER GAMBLING	19C	M												
		F												
FAMILY/CHILD	20	M												
		F												
DRIVING INFLUENCE	21	M						1	1	2				
		F						1	1					
LIQUOR LAWS	22	M						1	1	1		1		
		F					1		1					
DRUNKENNESS	23	M												
		F												
DISORDERLY CONDUCT	24	M					1		1	1		1		
		F					1		1					
VAGRANCY	25	M												
		F												
ALL OTHER	26	M			3	1		1	5	5		2		
		F			1	1		1	3					
SUSPICION	27	M												
		F												
CURFEW	28	M												
		F												
RUN-AWAYS	29	M												
		F												
HUMAN TRAFFICKING/COMMERCIAL SEX ACTS	30	M												
		F												
HUMAN TRAFFICKING/INVOLUNTARY SERVITUDE	31	M												
		F												
TOTAL BY SEX		M	1	6	11	7	11	10	46	44	10	25	5	
		F			13	3	11	12	39					
GRAND TOTAL			1	6	24	10	22	22	85	44	10	25	5	0

MONTHLY RETURN OF ARSON OFFENSES KNOWN TO LAW ENFORCEMENT

1 PROPERTY CLASSIFICATION	2 Offenses Reported or Known to Police (Include Unfounded and attempts)	3 Unfounded, i.e. False or Baseless Complaints	4 Number of Actual Offenses (Column 2 Minus Column 3) Include Attempt	5 Total Offenses Cleared by Arrest or Exceptional Means (Include Column 6)	6 Number of Clearances Involving Only Persons Under 18 Years of Age	7 Offenses Where Structures Uninhabited, Abandoned, or not Normally in Use	8 Estimated Value of Property Damage
STRUCTURAL							
A. Single Occupancy Residential: Houses, Townhouses, Duplexes, etc.	3		3	2			\$ 159,105
B. Other Residential: Apartments, Tenements, Flats, Hotels, Motels, Inns, Dormitories, Boarding Houses, etc.							
C. Storage: Barns, Garages, Warehouses, etc.							
D. Industrial/Manufacturing							
E. Other Commercial: Stores, Restaurants, Offices, etc.							
F. Community/Public: Churches, Jails, Schools, Colleges, Hospitals, etc.	3		3	1			\$ 13,001
G. All Other Structure: Out Buildings, Monuments, Buildings Under Construction, etc.	1		1			1	\$ 185,000
TOTAL STRUCTURAL	7		7	3		1	\$ 357,106
MOBILE							
H. Motor Vehicles: Automobiles, Trucks, Buses, Motorcycles, etc.: UCR Definition	2		2	1			\$ 3,100
I. Other Mobile Property: Trailers, Recreational Vehicles, Airplanes, Boats, etc.							
TOTAL MOBILE	2		2	1			\$ 3,100
OTHER							
J. TOTAL OTHER Crops, Timber, Fences, Signs, etc.	2		2				\$ 2,600
TOTAL OTHER	2		2				\$ 2,600
GRAND TOTAL	13		13	5		1	\$ 362,806

Grand Total for arson include both attempted and completed. Attempted arsons will not have an associated property type of value.

HUMAN TRAFFICKING OFFENSES

(1) Human Trafficking Classification	(2) Offenses Reported	(3) Unfounded Offenses	(4) Actual Offenses	(5) Offenses Cleared	(6) Juveniles Only
Commercial Sex Acts					
Involuntary Servitude					
GRAND TOTAL					

RETURN A - MONTHLY RETURN OF OFFENSES KNOWN TO POLICE

(1) Classification of Offense	(2) Offenses Reported	(3) Unfounded Offenses	(4) Actual Offenses	(5) Offenses Cleared	(6) Juveniles Only
CRIMINAL HOMICIDE					
MURDER/NONNEG MANSLAUGHTER	6		6	4	
MANSLAUGHTER BY NEGLIGENCE					
TOTAL	6		6	4	
RAPE					
RAPE	104	1	103	59	5
ATTEMPTS TO COMMIT RAPE	4		4		
TOTAL	108	1	107	59	5
ROBBERY					
FIREARM	8		8	4	
KNIFE/CUTTING INSTRUMENT	4		4	1	
OTHER DANGEROUS WEAPON	4		4	2	
STRONG-ARM (HANDS, FISTS)	28		28	16	
TOTAL	44		44	23	
ASSAULT					
KNIFE OR CUTTING INSTRUMENT	47	2	45	32	1
FIREARM	57		57	35	
OTHER DANGEROUS WEAPON	87		87	55	2
HANDS, FIST, FEET, AGGRAVATED	64		64	52	3
OTHER ASSAULTS - SIMPLE	639		639	418	57
TOTAL	894	2	892	592	63
BURGLARY					
FORCIBLE ENTRY	74		74	16	
UNLAWFUL ENTRY - NO FORCE	52		52	20	1
ATTEMPTED FORCIBLE ENTRY	10		10	2	1
TOTAL	136		136	38	2
LARCENY-THEFT					
THEFT (EX MOTOR VEHICLE)	645	3	642	91	8
TOTAL	645	3	642	91	8
MOTOR VEHICLE THEFT					
AUTOS	105	7	98	34	1
TRUCKS AND BUSES	36	2	34	6	
OTHER VEHICLES	18		18	2	
TOTAL	159	9	150	42	1
GRAND TOTAL	1,992	15	1,977	849	79

PROPERTY STOLEN BY CLASSIFICATION

CLASSIFICATION OF OFFENSES	NUMBER ACTUAL OFFENSES	VALUE OF PROPERTY STOLEN
MURDER AND NONNEGLIGENT MANSLAUGHTER	6	
RAPE	107	\$ 4,028
ROBBERY		
HIGHWAY (STREET, ALLEYS, ETC.)	13	\$ 27,738
COMMERCIAL HOUSE	10	\$ 2,796
GAS OR SERVICE STATION	3	\$ 61,508
CONVENIENCE STORE	0	
RESIDENCE	11	\$ 4,041
BANK	0	
MISCELLANEOUS	7	\$ 1,619
TOTAL ROBBERY	44	\$ 97,702
BURGLARY		
RESIDENCE (DWELLING)		
NIGHT (6PM-6AM)	22	\$ 106,847
DAY (6AM-6PM)	34	\$ 133,061
UNKNOWN	18	\$ 47,701
NON-RESIDENCE (STORE ETC.)		
NIGHT (6PM-6AM)	26	\$ 9,736
DAY (6AM-6PM)	26	\$ 61,094
UNKNOWN	10	\$ 64,553
TOTAL BURGLARY	136	\$ 422,992
LARCENY-THEFT		
\$200 AND OVER	332	\$ 482,015
\$50 TO \$200	121	\$ 13,052
UNDER \$50	189	\$ 2,256
TOTAL	642	\$ 497,323
6X. NATURE OF LARCENIES UNDER ITEM 6		
POCKET-PICKING	1	\$ 900
PURSE-SNATCHING	1	\$ 50
SHOPLIFTING	190	\$ 60,858
FROM MOTOR VEHICLE	164	\$ 114,149
MOTOR VEHICLE PARTS AND ACCESSORIES	44	\$ 43,315
BICYCLES	4	\$ 6,750
FROM BUILDING (EX C&H)	117	\$ 114,725
FROM COIN-OP MACHINES	1	\$ 49
ALL OTHER	120	\$ 156,527
TOTAL LARCENY	642	\$ 497,323
MOTOR VEHICLE THEFT		
STOLEN & RECOVERED LOCALLY	89	
STOLEN LOCALLY & RECOVERED OTHER	5	
TOTAL STOLEN OTHER & RECOVERED LOCAL	121	
STOLEN IN OTHER JURIS & RECOVERED LOCALLY	1	
TOTAL MOTOR VEHICLE THEFT	150	\$ 1,503,263
GRAND TOTAL	1,085	\$ 2,525,308

PROPERTY BY TYPE AND VALUE

Type of Property (1)	Monetary Value of Property Stolen in Your Jurisdiction	
	STOLEN (2)	RECOVERED (3)
CURRENCY, NOTES, ETC.	\$ 152,582	\$ 15,803
JEWELRY & PRECIOUS METALS	\$ 43,552	\$ 523
CLOTHING AND FURS	\$ 75,961	\$ 8,768
LOCALLY STOLEN MOTOR VEHICLE	\$ 1,640,878	\$ 1,339,542
OFFICE EQUIPMENT	\$ 77,796	\$ 12,612
TV, RADIOS, CAMERAS, ETC.	\$ 34,289	\$ 4,622
FIREARMS	\$ 44,984	\$ 15,001
HOUSEHOLD GOODS	\$ 14,615	\$ 4,682
CONSUMABLE GOODS	\$ 21,419	\$ 5,824
LIVESTOCK		
MISCELLANEOUS	\$ 419,226	\$ 29,174
GRAND TOTAL	\$ 2,525,302	\$ 1,436,551

LAW ENFORCEMENT OFFICERS KILLED OR ASSAULTED

Type Of Activity	Total assaults by weapon	Type of Weapon				Type of Assignment								Officer assaults cleared
		Firearm	Knife or other cutting instrument	Other dangerous weapon	Hands, fists, feet, etc.	Two-officer vehicle	One-officer vehicle		Detective or special assign.		Other			
							Alone	Asst	Alone	Ast	Alone	Asst		
	A	B	C	D	E	F	G	H	I	J	K	L	M	
1. Responding to disturbance call (family quarrels, person with firearm, etc.)	16	1		3	12	3		11			1	1	14	
2. Burglaries in progress or pursuing burglary suspects														
3. Robberies in progress or pursuing robbery suspects														
4. Attempting other arrests	10	2			8		1	8				1	9	
5. Civil disorder (riot, mass disobedience, etc.)														
6. Handling, transporting, custody of prisoners														
7. Investigating suspicious persons or circumstances	3				3		1	2					3	
8. Ambush - no warning														
9. Handling persons with mental illness	5				5			5					5	
10. Traffic pursuits and stops	11	3	3		5		1	10					11	
11. All other	2			1	1		1	1					1	
12. TOTAL (1-11)	47	6	3	4	34	3	4	37			1	2	43	
13. Number with personal injury	4				4									
14. Number without personal injury	43	6	3	4	30									

15. Time of Assaults	12 AM	2 AM	4 AM	6 AM	8 AM	10 AM	NOON	2 PM	4 PM	6 PM	8 PM	10 PM
	11	4		2		1	3	7	4	7	3	5

AGE, SEX AND RACE OF PERSONS ARRESTED
18 Years of age and over

CLASSIFICATIONS OF OFFENSES	UCR	SEX	AGE																TOT	RACE				
			18	19	20	21	22	23	24	25 29	30 34	35 39	40 44	45 49	50 54	55 59	60 64	65 OV		WHT	BLK	IND	ASN	PAC
MURDER/NONNEG MANSLAUGHTER	01A	M				1						1				1			3	1	1	1		
		F																						
MANSLAUGHTER BY NEGLIGENCE	01B	M																						
		F																						
RAPE	02	M	1		5						3				1				10	1	5	3	1	
		F																						
ROBBERY	03	M								6		3	5		1				15	7	2	9	1	
		F								1	1	1				1			4					
AGGRAVATED ASSAULT	04	M		4		1		4	4	14	18	13	13	10	5	4	1	1	92	42	15	66	6	
		F					1	1	2	7	8	4	4	2	2	2	1	3	37					
BURGLARY	05	M		1						2	8	4	2			1			18	16		9	3	
		F		1						2	6			1		1			11					
LARCENY	06	M		1	1	1		2		10	16	11	4	2		2	1	1	52	45	6	25	1	
		F		1	2			1	2	6	1	4	5	1		1	1		25					
MOTOR VEHICLE THEFT	07	M		2	1		1		2	4	7	3	3	2					25	18	7	6	1	1
		F				1				1	1	4	1						8					
OTHER ASSAULTS	08	M	4	3	3	3	6	7	8	34	28	21	24	13	9	9	5	7	184	96	19	144	10	2
		F	2	2	3	4	6	4	3	15	14	10	14	4	3	4	1	1	90					
ARSON	09	M									1								1	2				
		F				1													1					
FORGERY	10	M									2					1			3	5				
		F								2									2					
FRAUD	11	M								1	1	1	1		1				5	5	2		1	
		F				1				1			1						3					
EMBEZZLEMENT	12	M											1				1		2	3	2			
		F	1		1												1		3					
STOLEN PROPERTY	13	M								1		1	1						3	4				
		F											1						1					
VANDALISM	14	M					2	5	4	7	7	6	7	1	2				41	19	7	36	4	
		F						2	1	6	6	2	5	2		1			25					
WEAPONS	15	M		1		1				5	4	1	2	2					16	13	3	1	1	
		F									1	1							2					
PROSTITUTION AND COMMERCIALIZED VICE	16	M																						
		F																						
PROSTITUTION	16A	M																						
		F																						

CLASSIFICATIONS OF OFFENSES	UCR	SEX	AGE																TOT	RACE				
			18	19	20	21	22	23	24	25 29	30 34	35 39	40 44	45 49	50 54	55 59	60 64	65 OV		WHT	BLK	IND	ASN	PAC
ASSISTING OR PROMOTING PROSTITUTION	16B	M																						
		F																						
PURCHASING PROSTITUTION	16C	M																						
		F																						
SEX OFFENSES	17	M		1		1	1				1		1			1	1		7	3		4		
		F																						
DRUG/SALE/MAN	180	M			1					1	1	2	2			1			8	6		3		
		F											1						1					
NARCOTICS	180A	M			1					1			2			1			5	4		1		
		F																						
MARIJUANA	180B	M										1							1	1				
		F																						
SYNTHETIC NARCOTICS	180C	M										1							1			1		
		F																						
OTHER/NON-NARCOTICS	180D	M										1							1	1		1		
		F											1						1					
DRUG/POSSESSION	185	M			1					6	9	4	5	5		2	1		33	26	3	14	4	
		F		1					1		7	3	1	1					14					
NARCOTICS	185E	M								2	2	1	2						7	6		4	2	
		F									4	1							5					
MARIJUANA	185F	M																						
		F																						
SYNTHETIC NARCOTICS	185G	M			1					1									2	2		1		
		F											1						1					
OTHER/NON-NARCOTICS	185H	M								3	7	3	3	5		2	1		24	18	3	9	2	
		F		1					1		3	2		1					8					
GAMBLING	19	M																						
		F																						
BOOKMAKING	19A	M																						
		F																						
NUMBERS	19B	M																						
		F																						
OTHER GAMBLING	19C	M																						
		F																						
FAMILY/CHILD	20	M								1	1	2							4	4		6		
		F				1				2		3							6					
DRIVING INFLUENCE	21	M	1	3	3	5	7	5	7	39	26	18	16	13	9	9	5	3	169	137	13	67	14	
		F		1	2	1	3	1	2	11	13	8	14	3	2	1	3	1	66					
LIQUOR LAWS	22	M						1			1				1	1			4	1		5		
		F	1								1								2					

CLASSIFICATIONS OF OFFENSES	UCR	SEX	AGE																TOT	RACE				
			18	19	20	21	22	23	24	25 29	30 34	35 39	40 44	45 49	50 54	55 59	60 64	65 OV		WHT	BLK	IND	ASN	PAC
DRUNKENNESS	23	M									2								2	2		1		
		F									1								1					
DISORDERLY CONDUCT	24	M					1		2	2	4	2	1	6	2	1	1		22	7	3	23		
		F	1							2	3	2	1	1	1				11					
VAGRANCY	25	M																						
		F																						
ALL OTHER	26	M	1	5	4	5	3	5	3	48	42	44	36	28	18	30	13	3	288	174	17	189	11	1
		F		3	1	2	4	5	5	13	15	25	12	11	3	8	2	2	111					
SUSPICION	27	M																						
		F																						
HUMAN TRAFFICKING/COMMERCIAL SEX ACTS	30	M																						
		F																						
HUMAN TRAFFICKING/INVOLUNTAR Y SERVITUDE	31	M																						
		F																						
TOTAL BY SEX		M	7	21	19	18	21	29	30	181	182	137	124	82	49	63	29	15	1,007	637	105	612	58	4
		F	5	9	9	11	14	14	16	69	78	67	60	26	11	19	9	7	424					
GRAND TOTAL			12	30	28	29	35	43	46	250	260	204	184	108	60	82	38	22	1,431	637	105	612	58	4

AGE, SEX AND RACE OF PERSONS ARRESTED
under 18 Years of age

CLASSIFICATIONS OF OFFENSES	UCR	SEX	AGE						TOT	RACE				
			Under 10	10-12	13-14	15	16	17		WHT	BLK	IND	ASN	PAC
MURDER/NONNEG MANSLAUGHTER	01A	M												
		F												
MANSLAUGHTER BY NEGLIGENCE	01B	M												
		F												
RAPE	02	M			1				1	1		1		
		F					1		1					
ROBBERY	03	M												
		F												
AGGRAVATED ASSAULT	04	M		1	2			2	5	4		1		
		F												
BURGLARY	05	M					2		2	2		1		
		F					1		1					
LARCENY	06	M			2				2	4		2		
		F			1		2	1	4					
MOTOR VEHICLE THEFT	07	M			1			2	3			2	1	
		F												
OTHER ASSAULTS	08	M		2	8	6	5	2	23	24	1	10	2	
		F		1	3	3	4	4	15					
ARSON	09	M												
		F												
FORGERY	10	M												
		F												
FRAUD	11	M						1	1			1		
		F												
EMBEZZLEMENT	12	M												
		F												
STOLEN PROPERTY	13	M												
		F												
VANDALISM	14	M				2			2	3				
		F		1			1		2					

CLASSIFICATIONS OF OFFENSES	UCR	SEX	AGE						TOT	RACE				
			Under 10	10-12	13-14	15	16	17		WHT	BLK	IND	ASN	PAC
WEAPONS	15	M						1	1		1			
		F												
PROSTITUTION AND COMMERCIALIZED VICE	16	M												
		F												
PROSTITUTION	16A	M												
		F												
ASSISTING OR PROMOTING PROSTITUTION	16B	M												
		F												
PURCHASING PROSTITUTION	16C	M												
		F												
SEX OFFENSES	17	M		1			1		2	2		1		
		F						1	1					
DRUG/SALE/MAN	180	M												
		F												
NARCOTICS	180A	M												
		F												
MARIJUANA	180B	M												
		F												
SYNTHETIC NARCOTICS	180C	M												
		F												
OTHER/NON-NARCOTICS	180D	M												
		F												
DRUG/POSSESSION	185	M			3	7	2	1	13	9	4	7		
		F			3	2	1	1	7					
NARCOTICS	185E	M												
		F												
MARIJUANA	185F	M			2	7	2	1	12	8	4	7		
		F			3	2	1	1	7					
SYNTHETIC NARCOTICS	185G	M			1				1	1				
		F												
OTHER/NON-NARCOTICS	185H	M												
		F												
GAMBLING	19	M												
		F												

CLASSIFICATIONS OF OFFENSES	UCR	SEX	AGE						TOT	RACE				
			Under 10	10-12	13-14	15	16	17		WHT	BLK	IND	ASN	PAC
BOOKMAKING	19A	M												
		F												
NUMBERS	19B	M												
		F												
OTHER GAMBLING	19C	M												
		F												
FAMILY/CHILD	20	M												
		F												
DRIVING INFLUENCE	21	M					1		1	1				
		F												
LIQUOR LAWS	22	M								2				
		F				1		1	2					
DRUNKENNESS	23	M												
		F												
DISORDERLY CONDUCT	24	M			1				1				1	
		F												
VAGRANCY	25	M												
		F												
ALL OTHER	26	M						1	1			2		
		F						1	1					
SUSPICION	27	M												
		F												
CURFEW	28	M												
		F												
RUN-AWAYS	29	M												
		F												
HUMAN TRAFFICKING/COMMERCIAL SEX ACTS	30	M												
		F												
HUMAN TRAFFICKING/INVOLUNTARY SERVITUDE	31	M												
		F												
TOTAL BY SEX		M		4	18	15	11	10	58	52	6	28	4	
		F		2	7	6	10	9	34					
GRAND TOTAL			0	6	25	21	21	19	92	52	6	28	4	0

MONTHLY RETURN OF ARSON OFFENSES KNOWN TO LAW ENFORCEMENT

1 PROPERTY CLASSIFICATION	2 Offenses Reported or Known to Police (Include Unfounded and attempts)	3 Unfounded, i.e. False or Baseless Complaints	4 Number of Actual Offenses (Column 2 Minus Column 3) Include Attempt	5 Total Offenses Cleared by Arrest or Exceptional Means (Include Column 6)	6 Number of Clearances Involving Only Persons Under 18 Years of Age	7 Offenses Where Structures Uninhabited, Abandoned, or not Normally in Use	8 Estimated Value of Property Damage
STRUCTURAL							
A. Single Occupancy Residential: Houses, Townhouses, Duplexes, etc.	1		1				\$ 10
B. Other Residential: Apartments, Tenements, Flats, Hotels, Motels, Inns, Dormitories, Boarding Houses, etc.	1		1				\$ 5,000
C. Storage: Barns, Garages, Warehouses, etc.							
D. Industrial/Manufacturing							
E. Other Commercial: Stores, Restaurants, Offices, etc.							
F. Community/Public: Churches, Jails, Schools, Colleges, Hospitals, etc.							
G. All Other Structure: Out Buildings, Monuments, Buildings Under Construction, etc.							
TOTAL STRUCTURAL	2		2				\$ 5,010
MOBILE							
H. Motor Vehicles: Automobiles, Trucks, Buses, Motorcycles, etc.: UCR Definition	4	1	3				\$ 4,001
I. Other Mobile Property: Trailers, Recreational Vehicles, Airplanes, Boats, etc.	1		1	1			\$ 2,000
TOTAL MOBILE	5	1	4	1			\$ 6,001
OTHER							
J. TOTAL OTHER Crops, Timber, Fences, Signs, etc.	5		5	1			\$ 7,150
TOTAL OTHER	5		5	1			\$ 7,150
GRAND TOTAL	13	1	12	3			\$ 18,161

Grand Total for arson include both attempted and completed. Attempted arsons will not have an associated property type of value.

HUMAN TRAFFICKING OFFENSES

(1) Human Trafficking Classification	(2) Offenses Reported	(3) Unfounded Offenses	(4) Actual Offenses	(5) Offenses Cleared	(6) Juveniles Only
Commercial Sex Acts					
Involuntary Servitude					
GRAND TOTAL					

RETURN A - MONTHLY RETURN OF OFFENSES KNOWN TO POLICE

(1) Classification of Offense	(2) Offenses Reported	(3) Unfounded Offenses	(4) Actual Offenses	(5) Offenses Cleared	(6) Juveniles Only
CRIMINAL HOMICIDE					
MURDER/NONNEG MANSLAUGHTER	7		7	7	
MANSLAUGHTER BY NEGLIGENCE					
TOTAL	7		7	7	
RAPE					
RAPE	81	2	79	7	3
ATTEMPTS TO COMMIT RAPE	4		4	7	
TOTAL	85	2	83	14	3
ROBBERY					
FIREARM	9		9	5	
KNIFE/CUTTING INSTRUMENT	2		2	1	
OTHER DANGEROUS WEAPON	6		6	2	
STRONG-ARM (HANDS, FISTS)	24		24	7	2
TOTAL	41		41	15	2
ASSAULT					
KNIFE OR CUTTING INSTRUMENT	79		79	61	4
FIREARM	66		66	43	1
OTHER DANGEROUS WEAPON	120		120	70	5
HANDS, FIST, FEET, AGGRAVATED	59		59	45	2
OTHER ASSAULTS - SIMPLE	755	2	753	443	54
TOTAL	1,079	2	1,077	662	66
BURGLARY					
FORCIBLE ENTRY	108		108	18	2
UNLAWFUL ENTRY - NO FORCE	58		58	20	
ATTEMPTED FORCIBLE ENTRY	10		10	1	
TOTAL	176		176	39	2
LARCENY-THEFT					
THEFT (EX MOTOR VEHICLE)	746	5	741	135	8
TOTAL	746	5	741	135	8
MOTOR VEHICLE THEFT					
AUTOS	102	5	97	21	
TRUCKS AND BUSES	42		42	14	
OTHER VEHICLES	7		7		
TOTAL	151	5	146	35	
GRAND TOTAL	2,285	14	2,271	907	81

PROPERTY STOLEN BY CLASSIFICATION

CLASSIFICATION OF OFFENSES	NUMBER ACTUAL OFFENSES	VALUE OF PROPERTY STOLEN
MURDER AND NONNEGLIGENT MANSLAUGHTER	7	
RAPE	83	\$ 25
ROBBERY		
HIGHWAY (STREET, ALLEYS, ETC.)	12	\$ 8,521
COMMERCIAL HOUSE	4	\$ 323
GAS OR SERVICE STATION	2	\$ 55
CONVENIENCE STORE	4	\$ 2,831
RESIDENCE	13	\$ 4,654
BANK	0	
MISCELLANEOUS	6	\$ 1,041
TOTAL ROBBERY	41	\$ 17,425
BURGLARY		
RESIDENCE (DWELLING)		
NIGHT (6PM-6AM)	25	\$ 45,712
DAY (6AM-6PM)	37	\$ 116,105
UNKNOWN	23	\$ 114,035
NON-RESIDENCE (STORE ETC.)		
NIGHT (6PM-6AM)	48	\$ 67,629
DAY (6AM-6PM)	30	\$ 25,857
UNKNOWN	13	\$ 68,309
TOTAL BURGLARY	176	\$ 437,647
LARCENY-THEFT		
\$200 AND OVER	353	\$ 613,660
\$50 TO \$200	153	\$ 15,978
UNDER \$50	235	\$ 2,678
TOTAL	741	\$ 632,316
6X. NATURE OF LARCENIES UNDER ITEM 6		
POCKET-PICKING	1	\$ 2
PURSE-SNATCHING	0	
SHOPLIFTING	244	\$ 66,043
FROM MOTOR VEHICLE	133	\$ 106,991
MOTOR VEHICLE PARTS AND ACCESSORIES	68	\$ 60,538
BICYCLES	7	\$ 6,034
FROM BUILDING (EX C&H)	126	\$ 196,796
FROM COIN-OP MACHINES	0	
ALL OTHER	162	\$ 195,912
TOTAL LARCENY	741	\$ 632,316
MOTOR VEHICLE THEFT		
STOLEN & RECOVERED LOCALLY	99	
STOLEN LOCALLY & RECOVERED OTHER	5	
TOTAL STOLEN OTHER & RECOVERED LOCAL	142	
STOLEN IN OTHER JURIS & RECOVERED LOCALLY	0	
TOTAL MOTOR VEHICLE THEFT	146	\$ 1,358,053
GRAND TOTAL	1,194	\$ 2,445,466

PROPERTY BY TYPE AND VALUE

Type of Property (1)	Monetary Value of Property Stolen in Your Jurisdiction	
	STOLEN (2)	RECOVERED (3)
CURRENCY, NOTES, ETC.	\$ 91,098	\$ 3,401
JEWELRY & PRECIOUS METALS	\$ 82,910	\$ 353
CLOTHING AND FURS	\$ 52,397	\$ 5,235
LOCALLY STOLEN MOTOR VEHICLE	\$ 1,528,107	\$ 1,666,057
OFFICE EQUIPMENT	\$ 87,383	\$ 8,590
TV, RADIOS, CAMERAS, ETC.	\$ 21,086	\$ 1,517
FIREARMS	\$ 21,264	\$ 4,003
HOUSEHOLD GOODS	\$ 38,496	\$ 1,429
CONSUMABLE GOODS	\$ 32,437	\$ 1,209
LIVESTOCK	\$ 1	
MISCELLANEOUS	\$ 490,286	\$ 50,183
GRAND TOTAL	\$ 2,445,465	\$ 1,741,977

LAW ENFORCEMENT OFFICERS KILLED OR ASSAULTED

Type Of Activity	Total assaults by weapon	Type of Weapon				Type of Assignment						Officer assaults cleared	
		Firearm	Knife or other cutting instrument	Other dangerous weapon	Hands, fists, feet, etc.	Two-officer vehicle	One-officer vehicle		Detective or special assign.		Other		
							Alone	Asst	Alone	Asst	Alone		Asst
	A	B	C	D	E	F	G	H	I	J	K	L	M
1. Responding to disturbance call (family quarrels, person with firearm, etc.)	21	8			13	1	2	17		1			18
2. Burglaries in progress or pursuing burglary suspects													
3. Robberies in progress or pursuing robbery suspects													
4. Attempting other arrests	23			6	17		1	22					23
5. Civil disorder (riot, mass disobedience, etc.)													
6. Handling, transporting, custody of prisoners	6			2	4	1		5					6
7. Investigating suspicious persons or circumstances	5				5			5					5
8. Ambush - no warning													
9. Handling persons with mental illness	15				15			15					15
10. Traffic pursuits and stops	10			1	9		2	8					10
11. All other													
12. TOTAL (1-11)	80	8		9	63	2	5	72		1			77
13. Number with personal injury	13	1		1	11								
14. Number without personal injury	67	7		8	52								

15. Time of Assaults	12 AM	2 AM	4 AM	6 AM	8 AM	10 AM	NOON	2 PM	4 PM	6 PM	8 PM	10 PM
	15	9	7				6	9	8	11	6	9

AGE, SEX AND RACE OF PERSONS ARRESTED
18 Years of age and over

CLASSIFICATIONS OF OFFENSES	UCR	SEX	AGE																TOT	RACE				
			18	19	20	21	22	23	24	25 29	30 34	35 39	40 44	45 49	50 54	55 59	60 64	65 OV		WHT	BLK	IND	ASN	PAC
MURDER/NONNEG MANSLAUGHTER	01A	M						1		1		1	2		1				6	2	2	3		
		F			1														1					
MANSLAUGHTER BY NEGLIGENCE	01B	M																						
		F																						
RAPE	02	M			1		1			1					1				4	3		1		
		F																						
ROBBERY	03	M						1			3	3	2			1			10	5	1	4	1	
		F											1						1					
AGGRAVATED ASSAULT	04	M	2	1	2	1	6	6	5	20	14	12	15	6	10	7	1	1	109	56	12	63	10	1
		F	1	1	3		1	2	3	5	1	5	4	3		1	1	2	33					
BURGLARY	05	M					1			6	10	7	4	1	1		1	1	32	26		10		
		F									1	2		1				4						
LARCENY	06	M		1		3	3		1	9	20	10	3	8	4	5		2	69	68	10	29	3	
		F			1	1	1			15	6	9	3	2		2	1		41					
MOTOR VEHICLE THEFT	07	M	1		1		1			4	9	4	3	2	1				26	18	3	11	1	
		F		1		1				1	2	1	1					7						
OTHER ASSAULTS	08	M	3	2	5	3	9	5	6	32	34	31	22	16	11	5	3	5	192	98	26	152	15	
		F	3	3	5	4	4	5	2	16	21	16	7	5	4	1	5	2	103					
ARSON	09	M										1					1	1	3	2		2		
		F									1							1						
FORGERY	10	M																		2		2	1	
		F	1			1				1		2							5					
FRAUD	11	M								1		1	3	2					7	5	1	5		
		F								2	1			1					4					
EMBEZZLEMENT	12	M								1		1							2	2	1		1	
		F	1									1							2					
STOLEN PROPERTY	13	M					1												1	1				
		F																						
VANDALISM	14	M	3	1		1	5	3	4	9	9	6	3	6	2	4			56	40	3	29	5	
		F	2	1	1			2		6	2	5	2	1					22					
WEAPONS	15	M			2	1		2	2	4	2	4	3	1	1	1		2	25	18	2	3	3	
		F										1						1						
PROSTITUTION AND COMMERCIALIZED VICE	16	M																						
		F																						
PROSTITUTION	16A	M																						
		F																						

CLASSIFICATIONS OF OFFENSES	UCR	SEX	AGE																TOT	RACE				
			18	19	20	21	22	23	24	25 29	30 34	35 39	40 44	45 49	50 54	55 59	60 64	65 OV		WHT	BLK	IND	ASN	PAC
ASSISTING OR PROMOTING PROSTITUTION	16B	M																						
		F																						
PURCHASING PROSTITUTION	16C	M																						
		F																						
SEX OFFENSES	17	M	1					1		2	1	3	1		1	1		1	12	2	2	8	1	
		F													1			1						
DRUG/SALE/MAN	180	M		1		1				2	1	4					1		10	8	3	2	1	
		F								1	3							4						
NARCOTICS	180A	M								1	1	3						5	6	1				
		F								1	1							2						
MARIJUANA	180B	M		1		1												2		1	1			
		F																						
SYNTHETIC NARCOTICS	180C	M																			1			
		F									1							1						
OTHER/NON-NARCOTICS	180D	M								1		1					1	3	2	1		1		
		F									1							1						
DRUG/POSSESSION	185	M			2	1		1		6	5	16	4	5	1		3	44	30	10	14	4		
		F		1	1		1			6	1	3	1					14						
NARCOTICS	185E	M								2	1	4	1	2	1		2	13	12	4	2	1		
		F					1			2		3						6						
MARIJUANA	185F	M										1		1				2	2		1			
		F			1													1						
SYNTHETIC NARCOTICS	185G	M																						
		F																						
OTHER/NON-NARCOTICS	185H	M			2	1		1		4	4	11	3	2			1	29	16	6	11	3		
		F		1						4	1		1					7						
GAMBLING	19	M																						
		F																						
BOOKMAKING	19A	M																						
		F																						
NUMBERS	19B	M																						
		F																						
OTHER GAMBLING	19C	M																						
		F																						
FAMILY/CHILD	20	M		1				1			1	1						4	5		5			
		F			1	1				1	2	1						6						
DRIVING INFLUENCE	21	M		3	2	4	8	3	4	26	29	33	14	18	11	12	10	7	184	159	21	63	8	
		F	1	2	4		2	4	1	18	13	13	6	3	2	3		1	73					1
LIQUOR LAWS	22	M		1					1	1	1						1	5	1		7			
		F	1	1					1									3						

CLASSIFICATIONS OF OFFENSES	UCR	SEX	AGE																TOT	RACE				
			18	19	20	21	22	23	24	25 29	30 34	35 39	40 44	45 49	50 54	55 59	60 64	65 OV		WHT	BLK	IND	ASN	PAC
DRUNKENNESS	23	M												1		1			2	2				
		F																						
DISORDERLY CONDUCT	24	M	1			1			2	4	8	13	5		1	3	2	2	42	10	1	39	1	
		F						1			4		4	1					10					
VAGRANCY	25	M																						
		F																						
ALL OTHER	26	M	5	1	11	6	7	5	4	54	73	57	43	35	20	17	14	11	363	249	27	203	14	2
		F	1	3	5	2	1	2	5	18	27	24	17	11	12	2	1	6	137					
SUSPICION	27	M																						
		F																						
HUMAN TRAFFICKING/COMMERCIAL SEX ACTS	30	M																						
		F																						
HUMAN TRAFFICKING/INVOLUNTAR Y SERVITUDE	31	M																						
		F																						
TOTAL BY SEX		M	16	12	26	22	42	29	29	183	220	208	127	101	66	57	37	33	1,208	812	125	655	69	4
		F	11	13	22	10	10	16	12	90	85	83	46	28	19	9	8	11	473					
GRAND TOTAL			27	25	48	32	52	45	41	273	305	291	173	129	85	66	45	44	1,681	812	125	655	69	4

AGE, SEX AND RACE OF PERSONS ARRESTED
under 18 Years of age

CLASSIFICATIONS OF OFFENSES	UCR	SEX	AGE						TOT	RACE				
			Under 10	10-12	13-14	15	16	17		WHT	BLK	IND	ASN	PAC
MURDER/NONNEG MANSLAUGHTER	01A	M												
		F												
MANSLAUGHTER BY NEGLIGENCE	01B	M												
		F												
RAPE	02	M		1				1	2	1		1		
		F												
ROBBERY	03	M			1	1	2		4	2	2			
		F												
AGGRAVATED ASSAULT	04	M		1				1	2	4		1	1	
		F			3	1	1		5					
BURGLARY	05	M				1			1	1			1	
		F						1	1					
LARCENY	06	M			1	1	1		3	2	2	2		
		F		2	2				4					
MOTOR VEHICLE THEFT	07	M												
		F												
OTHER ASSAULTS	08	M		3	4	7	3	6	23	18		19	1	
		F		2	4	2	7		15					
ARSON	09	M			1				1			1		
		F												
FORGERY	10	M												
		F												
FRAUD	11	M												
		F												
EMBEZZLEMENT	12	M												
		F												
STOLEN PROPERTY	13	M												
		F												
VANDALISM	14	M				2	1	1	4	3	1	1		
		F				1			1					

CLASSIFICATIONS OF OFFENSES	UCR	SEX	AGE						TOT	RACE				
			Under 10	10-12	13-14	15	16	17		WHT	BLK	IND	ASN	PAC
WEAPONS	15	M			2				2			1		
		F												
PROSTITUTION AND COMMERCIALIZED VICE	16	M												
		F												
PROSTITUTION	16A	M												
		F												
ASSISTING OR PROMOTING PROSTITUTION	16B	M												
		F												
PURCHASING PROSTITUTION	16C	M												
		F												
SEX OFFENSES	17	M			3	1	2		6	2	2	2		
		F												
DRUG/SALE/MAN	180	M												
		F												
NARCOTICS	180A	M												
		F												
MARIJUANA	180B	M												
		F												
SYNTHETIC NARCOTICS	180C	M												
		F												
OTHER/NON-NARCOTICS	180D	M												
		F												
DRUG/POSSESSION	185	M		1	3			3	7	11		1	1	1
		F		2	2	1	1	1	7					
NARCOTICS	185E	M						1	1	1				
		F												
MARIJUANA	185F	M		1	3			2	6	10		1	1	1
		F		2	2	1	1	1	7					
SYNTHETIC NARCOTICS	185G	M												
		F												
OTHER/NON-NARCOTICS	185H	M												
		F												
GAMBLING	19	M												
		F												

CLASSIFICATIONS OF OFFENSES	UCR	SEX	AGE						TOT	RACE				
			Under 10	10-12	13-14	15	16	17		WHT	BLK	IND	ASN	PAC
BOOKMAKING	19A	M												
		F												
NUMBERS	19B	M												
		F												
OTHER GAMBLING	19C	M												
		F												
FAMILY/CHILD	20	M												
		F												
DRIVING INFLUENCE	21	M						1	1	3				
		F					1	1	2					
LIQUOR LAWS	22	M				2	1		3	3	1			
		F						1	1					
DRUNKENNESS	23	M										2		
		F				1	1		2					
DISORDERLY CONDUCT	24	M										1		
		F				1			1					
VAGRANCY	25	M												
		F												
ALL OTHER	26	M		3	1		1	2	7	3		3	1	
		F												
SUSPICION	27	M												
		F												
CURFEW	28	M												
		F												
RUN-AWAYS	29	M												
		F												
HUMAN TRAFFICKING/COMMERCIAL SEX ACTS	30	M												
		F												
HUMAN TRAFFICKING/INVOLUNTARY SERVITUDE	31	M												
		F												
TOTAL BY SEX		M		9	16	15	11	15	66	53	8	35	5	1
		F		6	11	7	11	4	39					
GRAND TOTAL			0	15	27	22	22	19	105	53	8	35	5	1

MONTHLY RETURN OF ARSON OFFENSES KNOWN TO LAW ENFORCEMENT

1 PROPERTY CLASSIFICATION	2 Offenses Reported or Known to Police (Include Unfounded and attempts)	3 Unfounded, i.e. False or Baseless Complaints	4 Number of Actual Offenses (Column 2 Minus Column 3) Include Attempt	5 Total Offenses Cleared by Arrest or Exceptional Means (Include Column 6)	6 Number of Clearances Involving Only Persons Under 18 Years of Age	7 Offenses Where Structures Uninhabited, Abandoned, or not Normally in Use	8 Estimated Value of Property Damage
STRUCTURAL							
A. Single Occupancy Residential: Houses, Townhouses, Duplexes, etc.	3		3	1			\$ 21,001
B. Other Residential: Apartments, Tenements, Flats, Hotels, Motels, Inns, Dormitories, Boarding Houses, etc.	6		6	2	1		\$ 754,065
C. Storage: Barns, Garages, Warehouses, etc.							
D. Industrial/Manufacturing							
E. Other Commercial: Stores, Restaurants, Offices, etc.	1		1				\$ 1,000
F. Community/Public: Churches, Jails, Schools, Colleges, Hospitals, etc.							
G. All Other Structure: Out Buildings, Monuments, Buildings Under Construction, etc.	3		3	1			\$ 5,150
TOTAL STRUCTURAL	13		13	4	1		\$ 781,216
MOBILE							
H. Motor Vehicles: Automobiles, Trucks, Buses, Motorcycles, etc.: UCR Definition	4		4				\$ 106,447
I. Other Mobile Property: Trailers, Recreational Vehicles, Airplanes, Boats, etc.							
TOTAL MOBILE	4		4				\$ 106,447
OTHER							
J. TOTAL OTHER Crops, Timber, Fences, Signs, etc.	3		3	1			\$ 3,325
TOTAL OTHER	3		3	1			\$ 3,325
GRAND TOTAL	20		20	5	1		\$ 890,988

Grand Total for arson include both attempted and completed. Attempted arsons will not have an associated property type of value.

HUMAN TRAFFICKING OFFENSES

(1) Human Trafficking Classification	(2) Offenses Reported	(3) Unfounded Offenses	(4) Actual Offenses	(5) Offenses Cleared	(6) Juveniles Only
Commercial Sex Acts					
Involuntary Servitude					
GRAND TOTAL					

RETURN A - MONTHLY RETURN OF OFFENSES KNOWN TO POLICE

(1) Classification of Offense	(2) Offenses Reported	(3) Unfounded Offenses	(4) Actual Offenses	(5) Offenses Cleared	(6) Juveniles Only
CRIMINAL HOMICIDE					
MURDER/NONNEG MANSLAUGHTER	9		9	7	
MANSLAUGHTER BY NEGLIGENCE					
TOTAL	9		9	7	
RAPE					
RAPE	100	1	99	25	3
ATTEMPTS TO COMMIT RAPE	1		1		
TOTAL	101	1	100	25	3
ROBBERY					
FIREARM	8		8	3	
KNIFE/CUTTING INSTRUMENT	4		4	1	
OTHER DANGEROUS WEAPON	5		5	1	
STRONG-ARM (HANDS, FISTS)	25		25	13	
TOTAL	42		42	18	
ASSAULT					
KNIFE OR CUTTING INSTRUMENT	56		56	44	1
FIREARM	78		78	37	3
OTHER DANGEROUS WEAPON	131	1	130	108	18
HANDS, FIST, FEET, AGGRAVATED	83		83	57	5
OTHER ASSAULTS - SIMPLE	750	3	747	442	46
TOTAL	1,098	4	1,094	688	73
BURGLARY					
FORCIBLE ENTRY	92		92	27	3
UNLAWFUL ENTRY - NO FORCE	48		48	19	1
ATTEMPTED FORCIBLE ENTRY	16		16	2	
TOTAL	156		156	48	4
LARCENY-THEFT					
THEFT (EX MOTOR VEHICLE)	771	3	768	111	7
TOTAL	771	3	768	111	7
MOTOR VEHICLE THEFT					
AUTOS	61	2	59	18	
TRUCKS AND BUSES	42	1	41	5	
OTHER VEHICLES	21		21	5	1
TOTAL	124	3	121	28	1
GRAND TOTAL	2,301	11	2,290	925	88

PROPERTY STOLEN BY CLASSIFICATION

CLASSIFICATION OF OFFENSES	NUMBER ACTUAL OFFENSES	VALUE OF PROPERTY STOLEN
MURDER AND NONNEGLIGENT MANSLAUGHTER	9	
RAPE	100	
ROBBERY		
HIGHWAY (STREET, ALLEYS, ETC.)	18	\$ 7,764
COMMERCIAL HOUSE	7	\$ 3,279
GAS OR SERVICE STATION	1	\$ 20
CONVENIENCE STORE	2	\$ 87
RESIDENCE	10	\$ 18,502
BANK	1	\$ 351
MISCELLANEOUS	3	\$ 2,008
TOTAL ROBBERY	42	\$ 32,011
BURGLARY		
RESIDENCE (DWELLING)		
NIGHT (6PM-6AM)	33	\$ 8,542
DAY (6AM-6PM)	24	\$ 38,046
UNKNOWN	20	\$ 177,763
NON-RESIDENCE (STORE ETC.)		
NIGHT (6PM-6AM)	33	\$ 85,558
DAY (6AM-6PM)	24	\$ 18,844
UNKNOWN	22	\$ 81,425
TOTAL BURGLARY	156	\$ 410,178
LARCENY-THEFT		
\$200 AND OVER	413	\$ 825,938
\$50 TO \$200	124	\$ 12,837
UNDER \$50	231	\$ 2,478
TOTAL	768	\$ 841,253
6X. NATURE OF LARCENIES UNDER ITEM 6		
POCKET-PICKING	6	\$ 550
PURSE-SNATCHING	2	\$ 1,300
SHOPLIFTING	209	\$ 62,787
FROM MOTOR VEHICLE	147	\$ 101,310
MOTOR VEHICLE PARTS AND ACCESSORIES	69	\$ 49,738
BICYCLES	42	\$ 34,006
FROM BUILDING (EX C&H)	120	\$ 259,389
FROM COIN-OP MACHINES	1	
ALL OTHER	172	\$ 332,173
TOTAL LARCENY	768	\$ 841,253
MOTOR VEHICLE THEFT		
STOLEN & RECOVERED LOCALLY	82	
STOLEN LOCALLY & RECOVERED OTHER	3	
TOTAL STOLEN OTHER & RECOVERED LOCAL	104	
STOLEN IN OTHER JURIS & RECOVERED LOCALLY	4	
TOTAL MOTOR VEHICLE THEFT	121	\$ 1,116,332
GRAND TOTAL	1,196	\$ 2,399,774

PROPERTY BY TYPE AND VALUE

Type of Property (1)	Monetary Value of Property Stolen in Your Jurisdiction	
	STOLEN (2)	RECOVERED (3)
CURRENCY, NOTES, ETC.	\$ 110,446	\$ 1,461
JEWELRY & PRECIOUS METALS	\$ 151,295	\$ 308
CLOTHING AND FURS	\$ 69,668	\$ 3,122
LOCALLY STOLEN MOTOR VEHICLE	\$ 1,206,354	\$ 1,202,499
OFFICE EQUIPMENT	\$ 88,107	\$ 3,288
TV, RADIOS, CAMERAS, ETC.	\$ 41,635	\$ 14,369
FIREARMS	\$ 17,225	\$ 6,000
HOUSEHOLD GOODS	\$ 18,853	\$ 2,085
CONSUMABLE GOODS	\$ 29,255	\$ 3,709
LIVESTOCK		
MISCELLANEOUS	\$ 666,932	\$ 132,082
GRAND TOTAL	\$ 2,399,770	\$ 1,368,923

LAW ENFORCEMENT OFFICERS KILLED OR ASSAULTED

Type Of Activity	Total assaults by weapon	Type of Weapon				Type of Assignment								Officer assaults cleared
		Firearm	Knife or other cutting instrument	Other dangerous weapon	Hands, fists, feet,etc.	Two-officer vehicle	One-officer vehicle		Detective or special assign.		Other			
							Alone	Asst	Alone	Ast	Alone	Asst		
	A	B	C	D	E	F	G	H	I	J	K	L	M	
1. Responding to disturbance call (family quarrels, person with firearm, etc.)	41	1	2	4	34	4	3	33				1	40	
2. Burglaries in progress or pursuing burglary suspects	4	1	1		2			4					4	
3. Robberies in progress or pursuing robbery suspects														
4. Attempting other arrests	22				22		1	21					20	
5. Civil disorder (riot, mass disobedience, etc.)														
6. Handling, transporting, custody of prisoners	10			2	8		1	7		1	1		9	
7. Investigating suspicious persons or circumstances	15	1	7	4	3	2		13					15	
8. Ambush - no warning														
9. Handling persons with mental illness	7			1	6			7					7	
10. Traffic pursuits and stops	9			3	6		2	7					8	
11. All other	1				1		1						1	
12. TOTAL (1-11)	109	3	10	14	82	6	8	92		1	1	1	104	
13. Number with personal injury	16			1	15									
14. Number without personal injury	93	3	10	13	67									

15. Time of Assaults	12 AM	2 AM	4 AM	6 AM	8 AM	10 AM	NOON	2 PM	4 PM	6 PM	8 PM	10 PM
	5	12	7	8	2	4	11	7	14	15	13	11

AGE, SEX AND RACE OF PERSONS ARRESTED
18 Years of age and over

CLASSIFICATIONS OF OFFENSES	UCR	SEX	AGE															TOT	RACE				
			18	19	20	21	22	23	24	25 29	30 34	35 39	40 44	45 49	50 54	55 59	60 64	65 OV	WHT	BLK	IND	ASN	PAC
MURDER/NONNEG MANSLAUGHTER	01A	M					1			2	1	1	1					6	3	1	2		
		F																					
MANSLAUGHTER BY NEGLIGENCE	01B	M																					
		F																					
RAPE	02	M	10								2	1	2		1			16	4		12		
		F																					
ROBBERY	03	M							2	1		4	1		1			9	6		3	1	
		F				1												1					
AGGRAVATED ASSAULT	04	M	4	3	3	4	3	3	6	25	22	14	13	9	6	7		124	54	16	77	11	
		F		2	1	2	1		2	4	7	7	5	1	2			34					
BURGLARY	05	M	1	1			2	1	1	2	5	2	6	3		1		26	19	2	9	1	
		F		1		1						2	1					5					
LARCENY	06	M	1		1	2	1	1	1	13	11	9	4	6	1	2		53	53	10	18	2	
		F		1	1		1	1	1	4	6	10	4	1	2			33					
MOTOR VEHICLE THEFT	07	M						1	2	6	4	1	1					15	11	4	6	1	
		F			1	1				1	3	1						7					
OTHER ASSAULTS	08	M	3	3	2	4	3	3	3	38	28	40	26	18	15	10	5	3	204	96	14	160	13
		F		2		3	4	2	3	15	16	13	8	5	5	3	1	81					
ARSON	09	M		1														1	1	1	1		
		F						1		2								3					
FORGERY	10	M								1	2					1		4	4				
		F																					
FRAUD	11	M				1				2	1	1	1		1	2		9	3	4	4		
		F	1		1													2					
EMBEZZLEMENT	12	M																				1	
		F															1	1					
STOLEN PROPERTY	13	M								2	4	2					1	9	3	2	4	2	
		F					1			1								2					
VANDALISM	14	M	2	4	3		1	1	1	13	12	17	6	3	1	2	1	67	42	9	36	1	
		F		1	1		1	2	1	3	2	1	5	4				21					
WEAPONS	15	M	2		1		1			4	3	4	1			2		18	14	3	1	1	
		F									1							1					
PROSTITUTION AND COMMERCIALIZED VICE	16	M																					
		F																					
PROSTITUTION	16A	M																					
		F																					

CLASSIFICATIONS OF OFFENSES	UCR	SEX	AGE																TOT	RACE				
			18	19	20	21	22	23	24	25 29	30 34	35 39	40 44	45 49	50 54	55 59	60 64	65 OV		WHT	BLK	IND	ASN	PAC
ASSISTING OR PROMOTING PROSTITUTION	16B	M																						
		F																						
PURCHASING PROSTITUTION	16C	M																						
		F																						
SEX OFFENSES	17	M	4							2	1	2	1	3		1	2	3	19	5	3	12		
		F								1									1					
DRUG/SALE/MAN	180	M									2	6	1	2	2		1	1	15	9	3	6		
		F							1	1		1							3					
NARCOTICS	180A	M									2	3	1	1	1		1	1	10	6	3	3		
		F								1		1							2					
MARIJUANA	180B	M																						
		F																						
SYNTHETIC NARCOTICS	180C	M										1							1					
		F																						
OTHER/NON-NARCOTICS	180D	M										2		1	1				4	3		2		
		F							1										1					
DRUG/POSSESSION	185	M	1		1			2	1	2	6	6	7	1	3	5	1		36	34	4	12		
		F					1	1		1	5	3	1	1		1			14					
NARCOTICS	185E	M						2		1	3	2	4		1	3	1		17	20	1	4		
		F						1		1	4		1	1					8					
MARIJUANA	185F	M	1		1														2	2				
		F																						
SYNTHETIC NARCOTICS	185G	M									1	1	1						3	2	1			
		F																						
OTHER/NON-NARCOTICS	185H	M							1	1	2	3	2	1	2	2			14	10	2	8		
		F					1				1	3				1			6					
GAMBLING	19	M																						
		F																						
BOOKMAKING	19A	M																						
		F																						
NUMBERS	19B	M																						
		F																						
OTHER GAMBLING	19C	M																						
		F																						
FAMILY/CHILD	20	M								1	1								2	2		5		
		F								1	1	2	1						5					
DRIVING INFLUENCE	21	M	2	5	6	7	4	3	10	34	36	27	22	12	12	15	7	2	204	194	17	70	13	1
		F	1	2	1	2	1	4	5	17	24	19	7	7	1	2	2	1	96					
LIQUOR LAWS	22	M		1									1				1		3	1		4		
		F		1					1										2					

CLASSIFICATIONS OF OFFENSES	UCR	SEX	AGE																TOT	RACE				
			18	19	20	21	22	23	24	25 29	30 34	35 39	40 44	45 49	50 54	55 59	60 64	65 OV		WHT	BLK	IND	ASN	PAC
DRUNKENNESS	23	M												2					2	2		1		
		F										1							1					
DISORDERLY CONDUCT	24	M		1	1		3	1	1	4	5	3	1	4	2	1			27	6	5	30	1	
		F						2		8	1	2			2				15					
VAGRANCY	25	M																						
		F																						
ALL OTHER	26	M	3	3	7	7	6	6	10	64	73	92	51	27	16	32	17	20	434	278	31	217	18	1
		F	1		3	1	2	2	2	18	18	29	15	8	12	7	1	4	123					
SUSPICION	27	M																						
		F																						
HUMAN TRAFFICKING/COMMERCIAL SEX ACTS	30	M																						
		F																						
HUMAN TRAFFICKING/INVOLUNTAR Y SERVITUDE	31	M																						
		F																						
TOTAL BY SEX		M	33	22	25	25	25	22	38	216	219	232	146	90	61	81	36	32	1,303	844	129	690	67	2
		F	3	10	9	11	12	15	16	77	84	91	47	27	24	13	5	7	451					
GRAND TOTAL			36	32	34	36	37	37	54	293	303	323	193	117	85	94	41	39	1,754	844	129	690	67	2

AGE, SEX AND RACE OF PERSONS ARRESTED
under 18 Years of age

CLASSIFICATIONS OF OFFENSES	UCR	SEX	AGE						TOT	RACE				
			Under 10	10-12	13-14	15	16	17		WHT	BLK	IND	ASN	PAC
MURDER/NONNEG MANSLAUGHTER	01A	M												
		F												
MANSLAUGHTER BY NEGLIGENCE	01B	M												
		F												
RAPE	02	M		2	1				3	1	1	1		
		F												
ROBBERY	03	M												
		F												
AGGRAVATED ASSAULT	04	M	1	4	1	5	3	2	16	11		5	3	
		F				1	2		3					
BURGLARY	05	M		1	2	2	2		7	2		6		
		F		1					1					
LARCENY	06	M			2	1	3		6	4	1		1	
		F												
MOTOR VEHICLE THEFT	07	M		1	1				2			2		
		F												
OTHER ASSAULTS	08	M		3	5	1	4	2	15	18		10	1	
		F		2	6	1	3	2	14					
ARSON	09	M												
		F												
FORGERY	10	M												
		F												
FRAUD	11	M												
		F												
EMBEZZLEMENT	12	M												
		F												
STOLEN PROPERTY	13	M												
		F												
VANDALISM	14	M			2	3	1		6	4		4		
		F			1	1			2					

CLASSIFICATIONS OF OFFENSES	UCR	SEX	AGE						TOT	RACE				
			Under 10	10-12	13-14	15	16	17		WHT	BLK	IND	ASN	PAC
WEAPONS	15	M				1			1	1				
		F												
PROSTITUTION AND COMMERCIALIZED VICE	16	M												
		F												
PROSTITUTION	16A	M												
		F												
ASSISTING OR PROMOTING PROSTITUTION	16B	M												
		F												
PURCHASING PROSTITUTION	16C	M												
		F												
SEX OFFENSES	17	M					1		1				1	
		F												
DRUG/SALE/MAN	180	M					1		1				1	
		F												
NARCOTICS	180A	M												
		F												
MARIJUANA	180B	M					1		1				1	
		F												
SYNTHETIC NARCOTICS	180C	M												
		F												
OTHER/NON-NARCOTICS	180D	M												
		F												
DRUG/POSSESSION	185	M			1		2		3	4		1		
		F			1	1		2	4					
NARCOTICS	185E	M												
		F												
MARIJUANA	185F	M			1		2		3	4		1		
		F			1	1		2	4					
SYNTHETIC NARCOTICS	185G	M												
		F												
OTHER/NON-NARCOTICS	185H	M												
		F												
GAMBLING	19	M												
		F												

CLASSIFICATIONS OF OFFENSES	UCR	SEX	AGE						TOT	RACE				
			Under 10	10-12	13-14	15	16	17		WHT	BLK	IND	ASN	PAC
BOOKMAKING	19A	M												
		F												
NUMBERS	19B	M												
		F												
OTHER GAMBLING	19C	M												
		F												
FAMILY/CHILD	20	M												
		F												
DRIVING INFLUENCE	21	M					2	2	4	4		4		
		F						4	4					
LIQUOR LAWS	22	M												
		F												
DRUNKENNESS	23	M												
		F												
DISORDERLY CONDUCT	24	M												
		F												
VAGRANCY	25	M												
		F												
ALL OTHER	26	M		1	2	4	2		9	10		2	1	0
		F			2	2		1	5					
SUSPICION	27	M												
		F												
CURFEW	28	M												
		F												
RUN-AWAYS	29	M												
		F												
HUMAN TRAFFICKING/COMMERCIAL SEX ACTS	30	M												
		F												
HUMAN TRAFFICKING/INVOLUNTARY SERVITUDE	31	M												
		F												
TOTAL BY SEX		M	1	12	17	17	21	6	74	59	2	35	8	1
		F		3	10	6	5	9	33					
GRAND TOTAL			1	15	27	23	26	15	107	59	2	35	8	1

MONTHLY RETURN OF ARSON OFFENSES KNOWN TO LAW ENFORCEMENT

1 PROPERTY CLASSIFICATION	2 Offenses Reported or Known to Police (Include Unfounded and attempts)	3 Unfounded, i.e. False or Baseless Complaints	4 Number of Actual Offenses (Column 2 Minus Column 3) Include Attempt	5 Total Offenses Cleared by Arrest or Exceptional Means (Include Column 6)	6 Number of Clearances Involving Only Persons Under 18 Years of Age	7 Offenses Where Structures Uninhabited, Abandoned, or not Normally in Use	8 Estimated Value of Property Damage
STRUCTURAL							
A. Single Occupancy Residential: Houses, Townhouses, Duplexes, etc.	2		2	1			\$ 1
B. Other Residential: Apartments, Tenements, Flats, Hotels, Motels, Inns, Dormitories, Boarding Houses, etc.	2		2	2			\$ 100,100
C. Storage: Barns, Garages, Warehouses, etc.							
D. Industrial/Manufacturing							
E. Other Commercial: Stores, Restaurants, Offices, etc.	2		2			1	\$ 502
F. Community/Public: Churches, Jails, Schools, Colleges, Hospitals, etc.							
G. All Other Structure: Out Buildings, Monuments, Buildings Under Construction, etc.							
TOTAL STRUCTURAL	6		6	3		1	\$ 100,603
MOBILE							
H. Motor Vehicles: Automobiles, Trucks, Buses, Motorcycles, etc.: UCR Definition	5		5				\$ 43,001
I. Other Mobile Property: Trailers, Recreational Vehicles, Airplanes, Boats, etc.							
TOTAL MOBILE	5		5				\$ 43,001
OTHER							
J. TOTAL OTHER Crops, Timber, Fences, Signs, etc.	6		6	1			\$ 1,804
TOTAL OTHER	6		6	1			\$ 1,804
GRAND TOTAL	18		18	4		1	\$ 145,408

Grand Total for arson include both attempted and completed. Attempted arsons will not have an associated property type of value.

HUMAN TRAFFICKING OFFENSES

(1) Human Trafficking Classification	(2) Offenses Reported	(3) Unfounded Offenses	(4) Actual Offenses	(5) Offenses Cleared	(6) Juveniles Only
Commercial Sex Acts	1		1		
Involuntary Servitude					
GRAND TOTAL	1		1		

RETURN A - MONTHLY RETURN OF OFFENSES KNOWN TO POLICE

(1) Classification of Offense	(2) Offenses Reported	(3) Unfounded Offenses	(4) Actual Offenses	(5) Offenses Cleared	(6) Juveniles Only
CRIMINAL HOMICIDE					
MURDER/NONNEG MANSLAUGHTER	2		2	4	
MANSLAUGHTER BY NEGLIGENCE					
TOTAL	2		2	4	
RAPE					
RAPE	79		79	14	
ATTEMPTS TO COMMIT RAPE	7		7	3	1
TOTAL	86		86	17	1
ROBBERY					
FIREARM	12		12	2	
KNIFE/CUTTING INSTRUMENT	2		2	1	
OTHER DANGEROUS WEAPON	13		13	7	1
STRONG-ARM (HANDS, FISTS)	34		34	11	2
TOTAL	61		61	21	3
ASSAULT					
KNIFE OR CUTTING INSTRUMENT	56		56	38	
FIREARM	76		76	43	1
OTHER DANGEROUS WEAPON	151	1	150	87	7
HANDS, FIST, FEET, AGGRAVATED	64		64	44	2
OTHER ASSAULTS - SIMPLE	748	1	747	464	40
TOTAL	1,095	2	1,093	676	50
BURGLARY					
FORCIBLE ENTRY	81		81	20	8
UNLAWFUL ENTRY - NO FORCE	69		69	21	3
ATTEMPTED FORCIBLE ENTRY	7		7	3	1
TOTAL	157		157	44	12
LARCENY-THEFT					
THEFT (EX MOTOR VEHICLE)	870	3	867	112	10
TOTAL	870	3	867	112	10
MOTOR VEHICLE THEFT					
AUTOS	62	2	60	14	1
TRUCKS AND BUSES	38	1	37	5	
OTHER VEHICLES	32		32	2	1
TOTAL	132	3	129	21	2
GRAND TOTAL	2,403	8	2,395	895	78

PROPERTY STOLEN BY CLASSIFICATION

CLASSIFICATION OF OFFENSES	NUMBER ACTUAL OFFENSES	VALUE OF PROPERTY STOLEN
MURDER AND NONNEGLIGENT MANSLAUGHTER	2	
RAPE	86	
ROBBERY		
HIGHWAY (STREET, ALLEYS, ETC.)	23	\$ 6,344
COMMERCIAL HOUSE	15	\$ 9,999
GAS OR SERVICE STATION	2	\$ 105
CONVENIENCE STORE	3	\$ 1,167
RESIDENCE	9	\$ 2,361
BANK	0	
MISCELLANEOUS	9	\$ 2,795
TOTAL ROBBERY	61	\$ 22,771
BURGLARY		
RESIDENCE (DWELLING)		
NIGHT (6PM-6AM)	40	\$ 72,969
DAY (6AM-6PM)	28	\$ 31,934
UNKNOWN	28	\$ 215,877
NON-RESIDENCE (STORE ETC.)		
NIGHT (6PM-6AM)	30	\$ 65,701
DAY (6AM-6PM)	26	\$ 25,958
UNKNOWN	5	\$ 1,882
TOTAL BURGLARY	157	\$ 414,321
LARCENY-THEFT		
\$200 AND OVER	439	\$ 1,025,370
\$50 TO \$200	149	\$ 17,438
UNDER \$50	279	\$ 2,907
TOTAL	867	\$ 1,045,715
6X. NATURE OF LARCENIES UNDER ITEM 6		
POCKET-PICKING	3	\$ 523
PURSE-SNATCHING	0	
SHOPLIFTING	243	\$ 58,613
FROM MOTOR VEHICLE	173	\$ 368,441
MOTOR VEHICLE PARTS AND ACCESSORIES	71	\$ 64,230
BICYCLES	63	\$ 42,628
FROM BUILDING (EX C&H)	114	\$ 174,425
FROM COIN-OP MACHINES	1	\$ 45
ALL OTHER	199	\$ 336,810
TOTAL LARCENY	867	\$ 1,045,715
MOTOR VEHICLE THEFT		
STOLEN & RECOVERED LOCALLY	86	
STOLEN LOCALLY & RECOVERED OTHER	5	
TOTAL STOLEN OTHER & RECOVERED LOCAL	111	
STOLEN IN OTHER JURIS & RECOVERED LOCALLY	3	
TOTAL MOTOR VEHICLE THEFT	129	\$ 1,205,835
GRAND TOTAL	1,302	\$ 2,688,642

PROPERTY BY TYPE AND VALUE

Type of Property (1)	Monetary Value of Property Stolen in Your Jurisdiction	
	STOLEN (2)	RECOVERED (3)
CURRENCY, NOTES, ETC.	\$ 46,604	\$ 3,141
JEWELRY & PRECIOUS METALS	\$ 256,378	\$ 1,600
CLOTHING AND FURS	\$ 49,608	\$ 4,500
LOCALLY STOLEN MOTOR VEHICLE	\$ 1,289,003	\$ 989,319
OFFICE EQUIPMENT	\$ 82,167	\$ 8,382
TV, RADIOS, CAMERAS, ETC.	\$ 58,191	\$ 2,415
FIREARMS	\$ 27,960	\$ 2,080
HOUSEHOLD GOODS	\$ 15,764	\$ 954
CONSUMABLE GOODS	\$ 21,377	\$ 2,533
LIVESTOCK	\$ 500	
MISCELLANEOUS	\$ 838,590	\$ 61,750
GRAND TOTAL	\$ 2,686,142	\$ 1,076,674

LAW ENFORCEMENT OFFICERS KILLED OR ASSAULTED

Type Of Activity	Total assaults by weapon	Type of Weapon				Type of Assignment						Officer assaults cleared	
		Firearm	Knife or other cutting instrument	Other dangerous weapon	Hands, fists, feet, etc.	Two-officer vehicle	One-officer vehicle		Detective or special assign.		Other		
							Alone	Asst	Alone	Ast	Alone		Asst
	A	B	C	D	E	F	G	H	I	J	K	L	M
1. Responding to disturbance call (family quarrels, person with firearm, etc.)	24			1	23	3	2	19					24
2. Burglaries in progress or pursuing burglary suspects	1				1		1						1
3. Robberies in progress or pursuing robbery suspects													
4. Attempting other arrests	16			2	14	2		13			1		16
5. Civil disorder (riot, mass disobedience, etc.)													
6. Handling, transporting, custody of prisoners	5				5	1	2	2					5
7. Investigating suspicious persons or circumstances	2		1		1		1	1					2
8. Ambush - no warning													
9. Handling persons with mental illness	2				2			2					2
10. Traffic pursuits and stops	12			4	8		3	9					11
11. All other	3				3		2	1					3
12. TOTAL (1-11)	65		1	7	57	6	11	47			1		64
13. Number with personal injury	17		1		16								
14. Number without personal injury	48			7	41								

15. Time of Assaults	12 AM	2 AM	4 AM	6 AM	8 AM	10 AM	NOON	2 PM	4 PM	6 PM	8 PM	10 PM
	1	9	7	1	4	2	5	2	17	3	7	7

AGE, SEX AND RACE OF PERSONS ARRESTED
18 Years of age and over

CLASSIFICATIONS OF OFFENSES	UCR	SEX	AGE															TOT	RACE				
			18	19	20	21	22	23	24	25 29	30 34	35 39	40 44	45 49	50 54	55 59	60 64	65 OV	WHT	BLK	IND	ASN	PAC
MURDER/NONNEG MANSLAUGHTER	01A	M									2		1					3	3				
		F																					
MANSLAUGHTER BY NEGLIGENCE	01B	M																					
		F																					
RAPE	02	M					1				2	2	1	2			2	10	1	1	8		
		F																					
ROBBERY	03	M		3					1	2	2	4	1	2	1			16	6	4	6	2	
		F									2							2					
AGGRAVATED ASSAULT	04	M		2	2	1	1		1	17	20	14	14	4	11	5	4	97	51	14	68	4	1
		F	2	1	3	2			2	7	7	8	2	3	1	1		41					
BURGLARY	05	M		2				1		1	8	4	2	2	1			22	12	2	11	2	
		F						2			1		1	1				5					
LARCENY	06	M			1	2	1	4	1	4	21	8	1	4	4	1		52	48	7	23	2	
		F	1		1			1	2	2	7	6	3	1	2	1	1	29					
MOTOR VEHICLE THEFT	07	M		1					1	4	4	1	2	1				14	9	2	6	2	1
		F		1					2	1			1	1				6					
OTHER ASSAULTS	08	M	2	5	5	5	10	7	8	23	31	34	29	16	6	7	9	202	115	18	153	8	2
		F	1	3	2	1	4	2	8	16	13	15	11	6	4	7	1	95					
ARSON	09	M																					
		F																					
FORGERY	10	M			1						1							2	3	1			
		F									1	1						2					
FRAUD	11	M				1				1								2	3		1		
		F											1					2					
EMBEZZLEMENT	12	M																	1		1		
		F			1									1				2					
STOLEN PROPERTY	13	M										1		1				2	3				
		F								1								1					
VANDALISM	14	M	1	6	1	1	1	1	2	12	11	6	7	7	6	3	1	67	44	5	45	2	
		F				1		1	1	6	2	6	5	3	2	2		29					
WEAPONS	15	M		1		3	2			7	9	5	2		1			30	20	7	4	1	2
		F									1	1	1				1	4					
PROSTITUTION AND COMMERCIALIZED VICE	16	M																					
		F																					
PROSTITUTION	16A	M																					
		F																					

CLASSIFICATIONS OF OFFENSES	UCR	SEX	AGE																	TOT	RACE				
			18	19	20	21	22	23	24	25 29	30 34	35 39	40 44	45 49	50 54	55 59	60 64	65 OV	WHT		BLK	IND	ASN	PAC	
ASSISTING OR PROMOTING PROSTITUTION	16B	M																							
		F																							
PURCHASING PROSTITUTION	16C	M																							
		F																							
SEX OFFENSES	17	M	1							2	5	1	3	1	1		1		15	7	3	7			
		F									2								2						
DRUG/SALE/MAN	180	M	1				1	1		1		2					1		8	6	4	3			
		F						1		1	1	1					1		5						
NARCOTICS	180A	M							1			2							3	3	1	3			
		F						1			1	1					1		4						
MARIJUANA	180B	M																							
		F																							
SYNTHETIC NARCOTICS	180C	M	1				1	1			1								4	3	2				
		F									1								1						
OTHER/NON-NARCOTICS	180D	M																1	1		1				
		F																							
DRUG/POSSESSION	185	M		1				2	2		6	7	9	4	1	2	1	1	36	34	3	13	1		
		F			1		1				3	5	2	1	1	1			15						
NARCOTICS	185E	M					1				2	2	3	1		1			10	9	2	3			
		F									2	1		1					4						
MARIJUANA	185F	M						1											1	1					
		F																							
SYNTHETIC NARCOTICS	185G	M						1											1	2	1				
		F										1	1						2						
OTHER/NON-NARCOTICS	185H	M		1			1				4	5	6	3	1	1	1	1	24	22		10	1		
		F			1		1				1	3	1		1	1			9						
GAMBLING	19	M																							
		F																							
BOOKMAKING	19A	M																							
		F																							
NUMBERS	19B	M																							
		F																							
OTHER GAMBLING	19C	M																							
		F																							
FAMILY/CHILD	20	M										1	1						2	2	1	5			
		F			2					2	1	1							6						
DRIVING INFLUENCE	21	M	1	4	2	4	3	5	7	34	47	18	23	15	7	6	7	12	195	186	25	64	11	2	
		F	3	1	2	6	3	4	6	13	22	10	13	6	3	3		2	97						
LIQUOR LAWS	22	M		1								1			1	2	1	1	7	2		5	1		
		F											1						1						

CLASSIFICATIONS OF OFFENSES	UCR	SEX	AGE																TOT	RACE				
			18	19	20	21	22	23	24	25 29	30 34	35 39	40 44	45 49	50 54	55 59	60 64	65 OV		WHT	BLK	IND	ASN	PAC
DRUNKENNESS	23	M																				2		
		F										2							2					
DISORDERLY CONDUCT	24	M	1		1	1	1		1	5	5	4	6	2		2	2	1	32	16	3	20	2	
		F		1				1		3	1	1	1			1			9					
VAGRANCY	25	M																						
		F																						
ALL OTHER	26	M	2	4	10	5	9	5	10	42	71	57	70	31	28	20	17	13	394	260	29	194	22	3
		F	1		1	6	4	3	2	14	22	23	13	7	8	6	7	5	122					
SUSPICION	27	M																						
		F																						
HUMAN TRAFFICKING/COMMERCIAL SEX ACTS	30	M																						
		F																						
HUMAN TRAFFICKING/INVOLUNTAR Y SERVITUDE	31	M																						
		F																						
TOTAL BY SEX		M	9	30	23	24	32	25	33	161	248	171	166	90	70	46	46	34	1,208	832	129	639	60	11
		F	8	7	13	16	12	15	25	68	88	77	53	30	21	21	11	12	477					
GRAND TOTAL			17	37	36	40	44	40	58	229	336	248	219	120	91	67	57	46	1,685	832	129	639	60	11

AGE, SEX AND RACE OF PERSONS ARRESTED
under 18 Years of age

CLASSIFICATIONS OF OFFENSES	UCR	SEX	AGE						TOT	RACE				
			Under 10	10-12	13-14	15	16	17		WHT	BLK	IND	ASN	PAC
MURDER/NONNEG MANSLAUGHTER	01A	M												
		F												
MANSLAUGHTER BY NEGLIGENCE	01B	M												
		F												
RAPE	02	M		1					1			1		
		F												
ROBBERY	03	M								1			1	
		F					1	1	2					
AGGRAVATED ASSAULT	04	M		2	2	2		1	7	4	2	3		
		F		1		1			2					
BURGLARY	05	M			8	2	1	1	12	5	1	5	2	
		F			1				1					
LARCENY	06	M			5	2	2		9	3		8		
		F		1			1		2					
MOTOR VEHICLE THEFT	07	M			1				1	1		1		
		F				1			1					
OTHER ASSAULTS	08	M	1	2	9	5	5		22	16	3	12		
		F		3	4		1	1	9					
ARSON	09	M				1			1			1		
		F												
FORGERY	10	M												
		F												
FRAUD	11	M												
		F												
EMBEZZLEMENT	12	M												
		F												
STOLEN PROPERTY	13	M												
		F												
VANDALISM	14	M			7	2		2	11	7	1	8		
		F			3		1	1	5					

CLASSIFICATIONS OF OFFENSES	UCR	SEX	AGE						TOT	RACE				
			Under 10	10-12	13-14	15	16	17		WHT	BLK	IND	ASN	PAC
WEAPONS	15	M												
		F												
PROSTITUTION AND COMMERCIALIZED VICE	16	M												
		F												
PROSTITUTION	16A	M												
		F												
ASSISTING OR PROMOTING PROSTITUTION	16B	M												
		F												
PURCHASING PROSTITUTION	16C	M												
		F												
SEX OFFENSES	17	M			1			1	2			2		
		F												
DRUG/SALE/MAN	180	M			1				1	1				
		F												
NARCOTICS	180A	M												
		F												
MARIJUANA	180B	M			1				1	1				
		F												
SYNTHETIC NARCOTICS	180C	M												
		F												
OTHER/NON-NARCOTICS	180D	M												
		F												
DRUG/POSSESSION	185	M			1	1	1		3	3	1	1	1	
		F				1	1	1	3					
NARCOTICS	185E	M												
		F												
MARIJUANA	185F	M			1	1	1		3	2	1	1	1	
		F				1	1		2					
SYNTHETIC NARCOTICS	185G	M												
		F												
OTHER/NON-NARCOTICS	185H	M								1				
		F						1	1					
GAMBLING	19	M												
		F												

CLASSIFICATIONS OF OFFENSES	UCR	SEX	AGE						TOT	RACE				
			Under 10	10-12	13-14	15	16	17		WHT	BLK	IND	ASN	PAC
BOOKMAKING	19A	M												
		F												
NUMBERS	19B	M												
		F												
OTHER GAMBLING	19C	M												
		F												
FAMILY/CHILD	20	M												
		F												
DRIVING INFLUENCE	21	M						4	4	3	1			
		F												
LIQUOR LAWS	22	M					2		2			2		
		F												
DRUNKENNESS	23	M												
		F												
DISORDERLY CONDUCT	24	M												
		F												
VAGRANCY	25	M												
		F												
ALL OTHER	26	M		1	2	2	2	1	8	4		6	2	
		F			1	1		2	4					
SUSPICION	27	M												
		F												
CURFEW	28	M												
		F												
RUN-AWAYS	29	M												
		F												
HUMAN TRAFFICKING/COMMERCIAL SEX ACTS	30	M												
		F												
HUMAN TRAFFICKING/INVOLUNTARY SERVITUDE	31	M												
		F												
TOTAL BY SEX		M	1	6	37	17	13	10	84	48	9	50	6	
		F		5	9	4	5	6	29					
GRAND TOTAL			1	11	46	21	18	16	113	48	9	50	6	0

MONTHLY RETURN OF ARSON OFFENSES KNOWN TO LAW ENFORCEMENT

1 PROPERTY CLASSIFICATION	2 Offenses Reported or Known to Police (Include Unfounded and attempts)	3 Unfounded, i.e. False or Baseless Complaints	4 Number of Actual Offenses (Column 2 Minus Column 3) Include Attempt	5 Total Offenses Cleared by Arrest or Exceptional Means (Include Column 6)	6 Number of Clearances Involving Only Persons Under 18 Years of Age	7 Offenses Where Structures Uninhabited, Abandoned, or not Normally in Use	8 Estimated Value of Property Damage
STRUCTURAL							
A. Single Occupancy Residential: Houses, Townhouses, Duplexes, etc.	2		2			1	\$ 100,001
B. Other Residential: Apartments, Tenements, Flats, Hotels, Motels, Inns, Dormitories, Boarding Houses, etc.	2		2				\$ 517,482
C. Storage: Barns, Garages, Warehouses, etc.							
D. Industrial/Manufacturing							
E. Other Commercial: Stores, Restaurants, Offices, etc.							
F. Community/Public: Churches, Jails, Schools, Colleges, Hospitals, etc.							
G. All Other Structure: Out Buildings, Monuments, Buildings Under Construction, etc.	1		1				\$ 200
TOTAL STRUCTURAL	5		5			1	\$ 617,683
MOBILE							
H. Motor Vehicles: Automobiles, Trucks, Buses, Motorcycles, etc.: UCR Definition	2		2	1			\$ 2,500
I. Other Mobile Property: Trailers, Recreational Vehicles, Airplanes, Boats, etc.							
TOTAL MOBILE	2		2	1			\$ 2,500
OTHER							
J. TOTAL OTHER Crops, Timber, Fences, Signs, etc.	13		13				\$ 109,057
TOTAL OTHER	13		13				\$ 109,057
GRAND TOTAL	23		23	2	1	1	\$ 729,240

Grand Total for arson include both attempted and completed. Attempted arsons will not have an associated property type of value.

HUMAN TRAFFICKING OFFENSES

(1) Human Trafficking Classification	(2) Offenses Reported	(3) Unfounded Offenses	(4) Actual Offenses	(5) Offenses Cleared	(6) Juveniles Only
Commercial Sex Acts	1		1	1	
Involuntary Servitude					
GRAND TOTAL	1		1	1	

RETURN A - MONTHLY RETURN OF OFFENSES KNOWN TO POLICE

(1) Classification of Offense	(2) Offenses Reported	(3) Unfounded Offenses	(4) Actual Offenses	(5) Offenses Cleared	(6) Juveniles Only
CRIMINAL HOMICIDE					
MURDER/NONNEG MANSLAUGHTER	8		8	10	1
MANSLAUGHTER BY NEGLIGENCE	1		1		
TOTAL	9		9	10	1
RAPE					
RAPE	59		59	12	4
ATTEMPTS TO COMMIT RAPE	5		5	1	
TOTAL	64		64	13	4
ROBBERY					
FIREARM	6		6	2	
KNIFE/CUTTING INSTRUMENT	4		4	1	
OTHER DANGEROUS WEAPON	10		10	6	1
STRONG-ARM (HANDS, FISTS)	37		37	14	1
TOTAL	57		57	23	2
ASSAULT					
KNIFE OR CUTTING INSTRUMENT	69		69	46	6
FIREARM	101		101	60	2
OTHER DANGEROUS WEAPON	153		153	83	6
HANDS, FIST, FEET, AGGRAVATED	92		92	60	2
OTHER ASSAULTS - SIMPLE	735		735	421	25
TOTAL	1,150		1,150	670	41
BURGLARY					
FORCIBLE ENTRY	85		85	23	
UNLAWFUL ENTRY - NO FORCE	57		57	19	1
ATTEMPTED FORCIBLE ENTRY	12		12	4	1
TOTAL	154		154	46	2
LARCENY-THEFT					
THEFT (EX MOTOR VEHICLE)	881	7	874	102	10
TOTAL	881	7	874	102	10
MOTOR VEHICLE THEFT					
AUTOS	80	4	76	18	1
TRUCKS AND BUSES	50	1	49	18	2
OTHER VEHICLES	19		19	5	1
TOTAL	149	5	144	41	4
GRAND TOTAL	2,464	12	2,452	905	64

PROPERTY STOLEN BY CLASSIFICATION

CLASSIFICATION OF OFFENSES	NUMBER ACTUAL OFFENSES	VALUE OF PROPERTY STOLEN
MURDER AND NONNEGLIGENT MANSLAUGHTER	8	
RAPE	64	
ROBBERY		
HIGHWAY (STREET, ALLEYS, ETC.)	22	\$ 3,714
COMMERCIAL HOUSE	9	\$ 18,420
GAS OR SERVICE STATION	3	\$ 25
CONVENIENCE STORE	3	\$ 44
RESIDENCE	5	\$ 612
BANK	0	
MISCELLANEOUS	15	\$ 103,215
TOTAL ROBBERY	57	\$ 126,030
BURGLARY		
RESIDENCE (DWELLING)		
NIGHT (6PM-6AM)	28	\$ 60,820
DAY (6AM-6PM)	30	\$ 24,631
UNKNOWN	22	\$ 129,437
NON-RESIDENCE (STORE ETC.)		
NIGHT (6PM-6AM)	34	\$ 27,785
DAY (6AM-6PM)	23	\$ 100,855
UNKNOWN	17	\$ 97,725
TOTAL BURGLARY	154	\$ 441,253
LARCENY-THEFT		
\$200 AND OVER	472	\$ 871,943
\$50 TO \$200	150	\$ 15,976
UNDER \$50	252	\$ 2,533
TOTAL	874	\$ 890,452
6X. NATURE OF LARCENIES UNDER ITEM 6		
POCKET-PICKING	1	\$ 98
PURSE-SNATCHING	1	\$ 729
SHOPLIFTING	218	\$ 64,641
FROM MOTOR VEHICLE	168	\$ 139,394
MOTOR VEHICLE PARTS AND ACCESSORIES	60	\$ 68,307
BICYCLES	94	\$ 61,252
FROM BUILDING (EX C&H)	99	\$ 259,091
FROM COIN-OP MACHINES	0	
ALL OTHER	233	\$ 296,940
TOTAL LARCENY	874	\$ 890,452
MOTOR VEHICLE THEFT		
STOLEN & RECOVERED LOCALLY	70	
STOLEN LOCALLY & RECOVERED OTHER	3	
TOTAL STOLEN OTHER & RECOVERED LOCAL	103	
STOLEN IN OTHER JURIS & RECOVERED LOCALLY	1	
TOTAL MOTOR VEHICLE THEFT	144	\$ 1,212,386
GRAND TOTAL	1,301	\$ 2,670,121

PROPERTY BY TYPE AND VALUE

Type of Property (1)	Monetary Value of Property Stolen in Your Jurisdiction	
	STOLEN (2)	RECOVERED (3)
CURRENCY, NOTES, ETC.	\$ 43,564	\$ 590
JEWELRY & PRECIOUS METALS	\$ 286,135	\$ 10,334
CLOTHING AND FURS	\$ 93,168	\$ 3,734
LOCALLY STOLEN MOTOR VEHICLE	\$ 1,228,619	\$ 899,826
OFFICE EQUIPMENT	\$ 69,813	\$ 4,520
TV, RADIOS, CAMERAS, ETC.	\$ 30,514	\$ 2,001
FIREARMS	\$ 25,866	\$ 5,975
HOUSEHOLD GOODS	\$ 19,666	\$ 1,706
CONSUMABLE GOODS	\$ 63,192	\$ 3,456
LIVESTOCK		
MISCELLANEOUS	\$ 809,592	\$ 84,208
GRAND TOTAL	\$ 2,670,129	\$ 1,016,350

LAW ENFORCEMENT OFFICERS KILLED OR ASSAULTED

Type Of Activity	Total assaults by weapon	Type of Weapon				Type of Assignment								Officer assaults cleared
		Firearm	Knife or other cutting instrument	Other dangerous weapon	Hands, fists, feet,etc.	Two-officer vehicle	One-officer vehicle		Detective or special assign.		Other			
							Alone	Asst	Alone	Ast	Alone	Asst		
	A	B	C	D	E	F	G	H	I	J	K	L	M	
1. Responding to disturbance call (family quarrels, person with firearm, etc.)	37	4		6	27	2	5	30					37	
2. Burglaries in progress or pursuing burglary suspects	2				2			2					2	
3. Robberies in progress or pursuing robbery suspects														
4. Attempting other arrests	15			3	12		1	14					15	
5. Civil disorder (riot, mass disobedience, etc.)	4				4			4					4	
6. Handling, transporting, custody of prisoners	1				1			1					1	
7. Investigating suspicious persons or circumstances	4		2		2	2	2						2	
8. Ambush - no warning														
9. Handling persons with mental illness	11		2		9		4	7					11	
10. Traffic pursuits and stops	2				2		1	1					2	
11. All other	5			1	4			5					5	
12. TOTAL (1-11)	81	4	4	10	63	4	13	64					79	
13. Number with personal injury	18			1	17									
14. Number without personal injury	63	4	4	9	46									

15. Time of Assaults	12 AM	2 AM	4 AM	6 AM	8 AM	10 AM	NOON	2 PM	4 PM	6 PM	8 PM	10 PM
	10	3	3	4	4	4	4	4	8	7	21	9

AGE, SEX AND RACE OF PERSONS ARRESTED
18 Years of age and over

CLASSIFICATIONS OF OFFENSES	UCR	SEX	AGE																	TOT	RACE				
			18	19	20	21	22	23	24	25 29	30 34	35 39	40 44	45 49	50 54	55 59	60 64	65 OV	WHT		BLK	IND	ASN	PAC	
MURDER/NONNEG MANSLAUGHTER	01A	M	1	1	1	1							1	1			1		7	2	2	2	1		
		F																							
MANSLAUGHTER BY NEGLIGENCE	01B	M																							
		F																							
RAPE	02	M						1			1	3	1				1	1	8	1	1	6	1		
		F											1						1						
ROBBERY	03	M							1	1	3	4	1	1					11	8		8			
		F						1		2	1		1						5						
AGGRAVATED ASSAULT	04	M	2	2	5	7	7	4	5	23	21	16	15	11	7	5		1	131	56	20	84	8		
		F			1	1	2			8	11	5	2	1	3	2	1		37						
BURGLARY	05	M		1	1		1		1	4	8	8	4	2	2	1			33	19	4	13	3		
		F								2		2	1				1		6						
LARCENY	06	M	1	1		1		1	1	4	10	14	5	5	4	2		2	51	38	9	30	4		
		F	1			2	1		1	3	5	11	2	3	1				30						
MOTOR VEHICLE THEFT	07	M		1		1		4		3	8	4	1	3					25	19	2	5	5	1	
		F	1							2	2		2						7						
OTHER ASSAULTS	08	M	3	3	3	8	6	8	4	40	35	30	24	21	12	4	3	6	210	113	17	152	13	3	
		F	1	6	5	5	4	4	1	11	18	8	9	7	6		3	2	90						
ARSON	09	M								1	3		1						5	1	1	4			
		F										1							1						
FORGERY	10	M																				1			
		F											1						1						
FRAUD	11	M									1	2					1	1	5	7	1	2	1		
		F								2	1	1	2						6						
EMBEZZLEMENT	12	M																		1		1	1		
		F										1	1	1					3						
STOLEN PROPERTY	13	M										1	2	1					4	1	3	1			
		F										1							1						
VANDALISM	14	M	1	1	3	3	2	2	3	6	5	7	3	3	3	3	2	2	49	43	4	25	5		
		F	1	2	1	1			2	6	9	3	1	1			1		28						
WEAPONS	15	M		1	1			2		2	2	5	6	1	2	1	1		24	10	6	9	1		
		F										1	1						2						
PROSTITUTION AND COMMERCIALIZED VICE	16	M																							
		F																							
PROSTITUTION	16A	M																							
		F																							

CLASSIFICATIONS OF OFFENSES	UCR	SEX	AGE																	TOT	RACE				
			18	19	20	21	22	23	24	25 29	30 34	35 39	40 44	45 49	50 54	55 59	60 64	65 OV	WHT		BLK	IND	ASN	PAC	
ASSISTING OR PROMOTING PROSTITUTION	16B	M																							
		F																							
PURCHASING PROSTITUTION	16C	M																							
		F																							
SEX OFFENSES	17	M		1						1	1	1	1	4			2	1	12	5		8			
		F							1										1						
DRUG/SALE/MAN	180	M					1	1			1	1	2						6	5		2		1	
		F									1			1					2						
NARCOTICS	180A	M									1								1	2					
		F											1						1						
MARIJUANA	180B	M																							
		F																							
SYNTHETIC NARCOTICS	180C	M											1						1	1					
		F																							
OTHER/NON-NARCOTICS	180D	M					1	1				1	1						4	2		2		1	
		F									1								1						
DRUG/POSSESSION	185	M				1			1	8	6	3	4		4	1	1		29	33	4	9	3		
		F							1	4	8	4	4	1					22						
NARCOTICS	185E	M				1				2	1		1						5	6	2	1			
		F								1	3								4						
MARIJUANA	185F	M																							
		F																							
SYNTHETIC NARCOTICS	185G	M													2				2	4					
		F								1	1								2						
OTHER/NON-NARCOTICS	185H	M							1	6	5	3	3		2	1	1		22	23	2	8	3		
		F							1	2	4	4	4	1					16						
GAMBLING	19	M																							
		F																							
BOOKMAKING	19A	M																							
		F																							
NUMBERS	19B	M																							
		F																							
OTHER GAMBLING	19C	M																							
		F																							
FAMILY/CHILD	20	M										1							1	2	1	4			
		F				1				2	2	1							6						
DRIVING INFLUENCE	21	M	2	4	6	5	6	9	6	24	44	24	23	14	10	10	9	10	206	189	15	77	7		
		F	2	3		1		2	5	12	17	10	12	4	3	5	5	3	84						
LIQUOR LAWS	22	M			1	1				1	2			1		4	2	1	13			16	1		
		F				1				1					1		1		4						

CLASSIFICATIONS OF OFFENSES	UCR	SEX	AGE																TOT	RACE				
			18	19	20	21	22	23	24	25 29	30 34	35 39	40 44	45 49	50 54	55 59	60 64	65 OV		WHT	BLK	IND	ASN	PAC
DRUNKENNESS	23	M								1	1								2	1		2		
		F												1					1					
DISORDERLY CONDUCT	24	M		1						2	4	1	2	1	2	3	1		17	13		21		
		F						2		2	4	2	1	6					17					
VAGRANCY	25	M																						
		F																						
ALL OTHER	26	M	5	7	5	12	12	11	12	60	85	73	80	46	34	46	28	36	552	388	41	230	31	8
		F		1	5	3	4	1	3	29	26	21	16	23	8	5	14	5	164					
SUSPICION	27	M																						
		F																						
HUMAN TRAFFICKING/COMMERCIAL SEX ACTS	30	M																						
		F																						
HUMAN TRAFFICKING/INVOLUNTAR Y SERVITUDE	31	M																						
		F																						
TOTAL BY SEX		M	15	24	26	40	35	43	34	181	242	200	175	113	80	83	51	59	1,401	955	131	712	85	13
		F	6	12	12	15	11	10	14	86	108	72	55	48	22	12	26	10	519					
GRAND TOTAL			21	36	38	55	46	53	48	267	350	272	230	161	102	95	77	69	1,920	955	131	712	85	13

AGE, SEX AND RACE OF PERSONS ARRESTED
under 18 Years of age

CLASSIFICATIONS OF OFFENSES	UCR	SEX	AGE						TOT	RACE				
			Under 10	10-12	13-14	15	16	17		WHT	BLK	IND	ASN	PAC
MURDER/NONNEG MANSLAUGHTER	01A	M				1			1	1		1		
		F						1	1					
MANSLAUGHTER BY NEGLIGENCE	01B	M												
		F												
RAPE	02	M			1	1			2	1		1		
		F												
ROBBERY	03	M			2		1		3	1	2			
		F												
AGGRAVATED ASSAULT	04	M	1	3	1		3	1	9	6	3	4	1	
		F				1	1	3	5					
BURGLARY	05	M			1		1		2			6		
		F		3			1		4					
LARCENY	06	M		2	3	1			6	4		3	1	
		F				1		1	2					
MOTOR VEHICLE THEFT	07	M						1	1			1		
		F												
OTHER ASSAULTS	08	M			3	2		2	7	6	2	7	2	0
		F		1	2	3	4	1	11					
ARSON	09	M												
		F												
FORGERY	10	M												
		F												
FRAUD	11	M												
		F												
EMBEZZLEMENT	12	M												
		F												
STOLEN PROPERTY	13	M												
		F												
VANDALISM	14	M		1	4	2	3	3	13	7	2	6		
		F				2			2					

CLASSIFICATIONS OF OFFENSES	UCR	SEX	AGE						TOT	RACE				
			Under 10	10-12	13-14	15	16	17		WHT	BLK	IND	ASN	PAC
WEAPONS	15	M						1	1	1				
		F												
PROSTITUTION AND COMMERCIALIZED VICE	16	M												
		F												
PROSTITUTION	16A	M												
		F												
ASSISTING OR PROMOTING PROSTITUTION	16B	M												
		F												
PURCHASING PROSTITUTION	16C	M												
		F												
SEX OFFENSES	17	M												
		F												
DRUG/SALE/MAN	180	M												
		F												
NARCOTICS	180A	M												
		F												
MARIJUANA	180B	M												
		F												
SYNTHETIC NARCOTICS	180C	M												
		F												
OTHER/NON-NARCOTICS	180D	M												
		F												
DRUG/POSSESSION	185	M		1				1	2	2				
		F												
NARCOTICS	185E	M												
		F												
MARIJUANA	185F	M		1				1	2	2				
		F												
SYNTHETIC NARCOTICS	185G	M												
		F												
OTHER/NON-NARCOTICS	185H	M												
		F												
GAMBLING	19	M												
		F												

CLASSIFICATIONS OF OFFENSES	UCR	SEX	AGE						TOT	RACE				
			Under 10	10-12	13-14	15	16	17		WHT	BLK	IND	ASN	PAC
BOOKMAKING	19A	M												
		F												
NUMBERS	19B	M												
		F												
OTHER GAMBLING	19C	M												
		F												
FAMILY/CHILD	20	M												
		F												
DRIVING INFLUENCE	21	M				1		1	2	4				
		F					1	1	2					
LIQUOR LAWS	22	M												
		F												
DRUNKENNESS	23	M												
		F												
DISORDERLY CONDUCT	24	M												
		F												
VAGRANCY	25	M												
		F												
ALL OTHER	26	M				1	2	1	4	4	2	3		
		F				1		4	5					
SUSPICION	27	M												
		F												
CURFEW	28	M												
		F												
RUN-AWAYS	29	M												
		F												
HUMAN TRAFFICKING/COMMERCIAL SEX ACTS	30	M												
		F												
HUMAN TRAFFICKING/INVOLUNTARY SERVITUDE	31	M												
		F												
TOTAL BY SEX		M	1	7	15	9	10	11	53	37	11	32	4	1
		F		4	2	8	7	11	32					
GRAND TOTAL			1	11	17	17	17	22	85	37	11	32	4	1

MONTHLY RETURN OF ARSON OFFENSES KNOWN TO LAW ENFORCEMENT

1 PROPERTY CLASSIFICATION	2 Offenses Reported or Known to Police (Include Unfounded and attempts)	3 Unfounded, i.e. False or Baseless Complaints	4 Number of Actual Offenses (Column 2 Minus Column 3) Include Attempt	5 Total Offenses Cleared by Arrest or Exceptional Means (Include Column 6)	6 Number of Clearances Involving Only Persons Under 18 Years of Age	7 Offenses Where Structures Uninhabited, Abandoned, or not Normally in Use	8 Estimated Value of Property Damage
STRUCTURAL							
A. Single Occupancy Residential: Houses, Townhouses, Duplexes, etc.				1			
B. Other Residential: Apartments, Tenements, Flats, Hotels, Motels, Inns, Dormitories, Boarding Houses, etc.	1		1	1			\$ 50
C. Storage: Barns, Garages, Warehouses, etc.							
D. Industrial/Manufacturing							
E. Other Commercial: Stores, Restaurants, Offices, etc.	2		2	1		1	\$ 152,075
F. Community/Public: Churches, Jails, Schools, Colleges, Hospitals, etc.	1		1				\$ 1,500
G. All Other Structure: Out Buildings, Monuments, Buildings Under Construction, etc.	2		2	1		2	\$ 5,500
TOTAL STRUCTURAL	6		6	4		3	\$ 159,125
MOBILE							
H. Motor Vehicles: Automobiles, Trucks, Buses, Motorcycles, etc.: UCR Definition	2		2	1			\$ 12,375
I. Other Mobile Property: Trailers, Recreational Vehicles, Airplanes, Boats, etc.							
TOTAL MOBILE	2		2	1			\$ 12,375
OTHER							
J. TOTAL OTHER Crops, Timber, Fences, Signs, etc.	11		11	2			\$ 29,017
TOTAL OTHER	11		11	2			\$ 29,017
GRAND TOTAL	21		21	8		3	\$ 200,517

Grand Total for arson include both attempted and completed. Attempted arsons will not have an associated property type of value.

HUMAN TRAFFICKING OFFENSES

(1) Human Trafficking Classification	(2) Offenses Reported	(3) Unfounded Offenses	(4) Actual Offenses	(5) Offenses Cleared	(6) Juveniles Only
Commercial Sex Acts				1	
Involuntary Servitude					
GRAND TOTAL				1	

RETURN A - MONTHLY RETURN OF OFFENSES KNOWN TO POLICE

(1) Classification of Offense	(2) Offenses Reported	(3) Unfounded Offenses	(4) Actual Offenses	(5) Offenses Cleared	(6) Juveniles Only
CRIMINAL HOMICIDE					
MURDER/NONNEG MANSLAUGHTER	7	1	6	6	3
MANSLAUGHTER BY NEGLIGENCE	2		2		
TOTAL	9	1	8	6	3
RAPE					
RAPE	63		63	13	3
ATTEMPTS TO COMMIT RAPE	8		8	2	
TOTAL	71		71	15	3
ROBBERY					
FIREARM	13		13	2	
KNIFE/CUTTING INSTRUMENT	4		4	1	
OTHER DANGEROUS WEAPON	10		10	5	1
STRONG-ARM (HANDS, FISTS)	34		34	14	
TOTAL	61		61	22	1
ASSAULT					
KNIFE OR CUTTING INSTRUMENT	71		71	51	4
FIREARM	97		97	52	5
OTHER DANGEROUS WEAPON	154		154	92	6
HANDS, FIST, FEET, AGGRAVATED	77	1	76	47	1
OTHER ASSAULTS - SIMPLE	830	2	828	492	30
TOTAL	1,229	3	1,226	734	46
BURGLARY					
FORCIBLE ENTRY	102		102	18	2
UNLAWFUL ENTRY - NO FORCE	92		92	25	3
ATTEMPTED FORCIBLE ENTRY	10		10	2	
TOTAL	204		204	45	5
LARCENY-THEFT					
THEFT (EX MOTOR VEHICLE)	938	1	937	110	12
TOTAL	938	1	937	110	12
MOTOR VEHICLE THEFT					
AUTOS	90	2	88	25	1
TRUCKS AND BUSES	41	1	40	3	1
OTHER VEHICLES	24		24	1	1
TOTAL	155	3	152	29	3
GRAND TOTAL	2,667	8	2,659	961	73

PROPERTY STOLEN BY CLASSIFICATION

CLASSIFICATION OF OFFENSES	NUMBER ACTUAL OFFENSES	VALUE OF PROPERTY STOLEN
MURDER AND NONNEGLIGENT MANSLAUGHTER	6	
RAPE	71	\$ 350
ROBBERY		
HIGHWAY (STREET, ALLEYS, ETC.)	36	\$ 9,608
COMMERCIAL HOUSE	9	\$ 2,462
GAS OR SERVICE STATION	2	\$ 1,053
CONVENIENCE STORE	3	\$ 412
RESIDENCE	7	\$ 2,764
BANK	0	
MISCELLANEOUS	4	\$ 862
TOTAL ROBBERY	61	\$ 17,161
BURGLARY		
RESIDENCE (DWELLING)		
NIGHT (6PM-6AM)	39	\$ 29,625
DAY (6AM-6PM)	31	\$ 58,359
UNKNOWN	38	\$ 324,138
NON-RESIDENCE (STORE ETC.)		
NIGHT (6PM-6AM)	37	\$ 55,938
DAY (6AM-6PM)	24	\$ 18,907
UNKNOWN	35	\$ 71,089
TOTAL BURGLARY	204	\$ 558,056
LARCENY-THEFT		
\$200 AND OVER	514	\$ 1,217,192
\$50 TO \$200	159	\$ 16,280
UNDER \$50	264	\$ 2,971
TOTAL	937	\$ 1,236,443
6X. NATURE OF LARCENIES UNDER ITEM 6		
POCKET-PICKING	1	\$ 899
PURSE-SNATCHING	1	\$ 100
SHOPLIFTING	239	\$ 72,685
FROM MOTOR VEHICLE	198	\$ 199,953
MOTOR VEHICLE PARTS AND ACCESSORIES	57	\$ 73,371
BICYCLES	79	\$ 87,084
FROM BUILDING (EX C&H)	132	\$ 390,057
FROM COIN-OP MACHINES	0	
ALL OTHER	230	\$ 412,294
TOTAL LARCENY	937	\$ 1,236,443
MOTOR VEHICLE THEFT		
STOLEN & RECOVERED LOCALLY	64	
STOLEN LOCALLY & RECOVERED OTHER	5	
TOTAL STOLEN OTHER & RECOVERED LOCAL	103	
STOLEN IN OTHER JURIS & RECOVERED LOCALLY	1	
TOTAL MOTOR VEHICLE THEFT	152	\$ 1,135,227
GRAND TOTAL	1,431	\$ 2,947,237

PROPERTY BY TYPE AND VALUE

Type of Property (1)	Monetary Value of Property Stolen in Your Jurisdiction	
	STOLEN (2)	RECOVERED (3)
CURRENCY, NOTES, ETC.	\$ 78,732	\$ 11,364
JEWELRY & PRECIOUS METALS	\$ 335,672	\$ 1,386
CLOTHING AND FURS	\$ 47,089	\$ 5,319
LOCALLY STOLEN MOTOR VEHICLE	\$ 1,209,986	\$ 870,531
OFFICE EQUIPMENT	\$ 122,376	\$ 6,614
TV, RADIOS, CAMERAS, ETC.	\$ 77,104	\$ 2,515
FIREARMS	\$ 34,219	\$ 3,693
HOUSEHOLD GOODS	\$ 36,859	\$ 3,492
CONSUMABLE GOODS	\$ 24,185	\$ 3,979
LIVESTOCK		
MISCELLANEOUS	\$ 981,014	\$ 104,962
GRAND TOTAL	\$ 2,947,236	\$ 1,013,855

LAW ENFORCEMENT OFFICERS KILLED OR ASSAULTED

Type Of Activity	Total assaults by weapon	Type of Weapon				Type of Assignment						Officer assaults cleared	
		Firearm	Knife or other cutting instrument	Other dangerous weapon	Hands, fists, feet, etc.	Two-officer vehicle	One-officer vehicle		Detective or special assign.		Other		
							Alone	Asst	Alone	Ast	Alone		Asst
	A	B	C	D	E	F	G	H	I	J	K	L	M
1. Responding to disturbance call (family quarrels, person with firearm, etc.)	25			2	23	1	4	20					25
2. Burglaries in progress or pursuing burglary suspects	1				1		1						1
3. Robberies in progress or pursuing robbery suspects													
4. Attempting other arrests	15			1	14	1	1	13					15
5. Civil disorder (riot, mass disobedience, etc.)													
6. Handling, transporting, custody of prisoners	13				13		2	11					13
7. Investigating suspicious persons or circumstances	11	7		1	3	2	4	5					9
8. Ambush - no warning													
9. Handling persons with mental illness	7			1	6		1	6					7
10. Traffic pursuits and stops	5			2	3		1	4					4
11. All other	3				3			3					3
12. TOTAL (1-11)	80	7		7	66	4	14	62					77
13. Number with personal injury	22	1		2	19								
14. Number without personal injury	58	6		5	47								

15. Time of Assaults	12 AM	2 AM	4 AM	6 AM	8 AM	10 AM	NOON	2 PM	4 PM	6 PM	8 PM	10 PM
	8	7	3	4	4	4	6	12	3	9	13	7

AGE, SEX AND RACE OF PERSONS ARRESTED
18 Years of age and over

CLASSIFICATIONS OF OFFENSES	UCR	SEX	AGE																	TOT	RACE				
			18	19	20	21	22	23	24	25 29	30 34	35 39	40 44	45 49	50 54	55 59	60 64	65 OV	WHT		BLK	IND	ASN	PAC	
MURDER/NONNEG MANSLAUGHTER	01A	M											1					1			2				
		F							1									1							
MANSLAUGHTER BY NEGLIGENCE	01B	M																							
		F																							
RAPE	02	M		1						3	1	1	1			1		8	2		6				
		F																							
ROBBERY	03	M	1	1						3	6	3		3				17	9	5	5	2			
		F						1		1			1				1	4							
AGGRAVATED ASSAULT	04	M	3	5	3	3	5	2	2	19	16	20	14	6	10	5	2	3	118	62	17	74	8		
		F		1	1	1		1		7	11	8	4	2	3			4	43						
BURGLARY	05	M			1					7	6	9	3	2	1	1		1	31	22	4	9	4		
		F						1		2	2	3						8							
LARCENY	06	M	3	3		3			1	4	10	12	10	6	1	2		2	57	58	5	20	1		
		F		1				1		3	7	6	5	2	2	1			28						
MOTOR VEHICLE THEFT	07	M				1	2	1	1	3	5	1	1			1		16	11	1	9	2			
		F				1				3		2	1					7							
OTHER ASSAULTS	08	M	4	2	5	5	12	5	6	35	39	35	22	9	19	14	10	4	226	107	23	185	12		
		F	5	2	2	5	3	5	4	19	17	16	12	6	2	3	3	2	106						
ARSON	09	M	1									1	1					3	2	1	2				
		F											2					2							
FORGERY	10	M	1	1												1		3	6						
		F							2		1							3							
FRAUD	11	M								2	1	1	2		1			1	8	5	2	1	1		
		F											1					1							
EMBEZZLEMENT	12	M												1				1	1		1				
		F								1								1							
STOLEN PROPERTY	13	M								2		2	1					5	3		3				
		F										1						1							
VANDALISM	14	M	1	2	2		3	1		8	10	6	5	5	4			47	32	7	34	3			
		F	2	2		1			1	8	5	5	1	2	1		1	29							
WEAPONS	15	M				1	1	1		4	6	2	1	4				22	12	2	3	5			
		F															1	1							
PROSTITUTION AND COMMERCIALIZED VICE	16	M																							
		F																							
PROSTITUTION	16A	M																							
		F																							

CLASSIFICATIONS OF OFFENSES	UCR	SEX	AGE																	TOT	RACE				
			18	19	20	21	22	23	24	25 29	30 34	35 39	40 44	45 49	50 54	55 59	60 64	65 OV	WHT		BLK	IND	ASN	PAC	
ASSISTING OR PROMOTING PROSTITUTION	16B	M																							
		F																							
PURCHASING PROSTITUTION	16C	M																							
		F																							
SEX OFFENSES	17	M									3	1		2	2	3	2	3	16	2			14		
		F																							
DRUG/SALE/MAN	180	M				1		1	1	2	1	3		1		1	2		13	11	1	5	1		
		F						1	1	2	1								5						
NARCOTICS	180A	M						1		1	1	1				1	2		7	6			3	1	
		F							1	1	1								3						
MARIJUANA	180B	M										1							1	1					
		F																							
SYNTHETIC NARCOTICS	180C	M								1									1	1					
		F																							
OTHER/NON-NARCOTICS	180D	M				1			1			1		1					4	3	1	2			
		F									1	1							2						
DRUG/POSSESSION	185	M	2			1			2	3	13	2	5	2	2			1	33	32	1	13	4		
		F		1			1			1	7	4	2	1					17						
NARCOTICS	185E	M	1							2	2			1					6	11		2			
		F		1							4	1	1						7						
MARIJUANA	185F	M																							
		F																							
SYNTHETIC NARCOTICS	185G	M	1			1			1		2		3						8	6		3			
		F									1								1						
OTHER/NON-NARCOTICS	185H	M							1	1	9	2	2	1	2			1	19	15	1	8	4		
		F					1			1	2	3	1	1					9						
GAMBLING	19	M																							
		F																							
BOOKMAKING	19A	M																							
		F																							
NUMBERS	19B	M																							
		F																							
OTHER GAMBLING	19C	M																							
		F																							
FAMILY/CHILD	20	M					2			1	1		1	1					6	1		11			
		F						1	1	2	2								6						
DRIVING INFLUENCE	21	M	1	5	7	5	9	5	6	35	38	24	20	16	13	14	8	11	217	191	9	88	17	1	
		F	1	3	3	4	6	2	4	16	15	13	12	9		4		1	93						
LIQUOR LAWS	22	M	1		1						1	2		2					7	4		7			
		F	1													1	3		5						

CLASSIFICATIONS OF OFFENSES	UCR	SEX	AGE																TOT	RACE				
			18	19	20	21	22	23	24	25 29	30 34	35 39	40 44	45 49	50 54	55 59	60 64	65 OV		WHT	BLK	IND	ASN	PAC
DRUNKENNESS	23	M																						
		F																						
DISORDERLY CONDUCT	24	M	1	1				1	1	4	8	6	8	8	1	3		1	43	24	2	27	1	
		F								2	1	2	2	2	2		1		12					
VAGRANCY	25	M																						
		F																						
ALL OTHER	26	M	8	9	8	12	15	8	9	73	92	108	87	67	63	51	48	57	715	553	34	241	46	5
		F		1	1	2	4	4	1	40	22	35	29	18	12	10	12	3	194					
SUSPICION	27	M																						
		F																						
HUMAN TRAFFICKING/COMMERCIAL SEX ACTS	30	M																						
		F																						
HUMAN TRAFFICKING/INVOLUNTAR Y SERVITUDE	31	M																						
		F																						
TOTAL BY SEX		M	27	30	27	32	49	25	29	208	257	239	183	135	117	97	72	86	1,613	1,150	114	760	107	9
		F	9	11	7	14	14	16	15	106	92	96	72	42	22	19	21	11	567					
GRAND TOTAL			36	41	34	46	63	41	44	314	349	335	255	177	139	116	93	97	2,180	1,150	114	760	107	9

AGE, SEX AND RACE OF PERSONS ARRESTED
under 18 Years of age

CLASSIFICATIONS OF OFFENSES	UCR	SEX	AGE						TOT	RACE				
			Under 10	10-12	13-14	15	16	17		WHT	BLK	IND	ASN	PAC
MURDER/NONNEG MANSLAUGHTER	01A	M												
		F												
MANSLAUGHTER BY NEGLIGENCE	01B	M												
		F												
RAPE	02	M			1	1			2	1	1			
		F												
ROBBERY	03	M					1		1			1		
		F												
AGGRAVATED ASSAULT	04	M		3	4			2	9	6		5	2	
		F		1	3				4					
BURGLARY	05	M		1	1	3	2		7			7		
		F												
LARCENY	06	M			4		1	4	9	11	1	5		
		F			5	1		2	8					
MOTOR VEHICLE THEFT	07	M			1		1	1	3	2		1		
		F												
OTHER ASSAULTS	08	M		1	1	5		1	8	7	1	13		
		F		1	6	2	3	1	13					
ARSON	09	M			1				1	1				
		F												
FORGERY	10	M												
		F												
FRAUD	11	M												
		F												
EMBEZZLEMENT	12	M								1				
		F						1	1					
STOLEN PROPERTY	13	M				1			1	1				
		F												
VANDALISM	14	M	1	7	5	2	1	1	17	7		12		
		F			1		1		2					

CLASSIFICATIONS OF OFFENSES	UCR	SEX	AGE						TOT	RACE				
			Under 10	10-12	13-14	15	16	17		WHT	BLK	IND	ASN	PAC
WEAPONS	15	M												
		F												
PROSTITUTION AND COMMERCIALIZED VICE	16	M												
		F												
PROSTITUTION	16A	M												
		F												
ASSISTING OR PROMOTING PROSTITUTION	16B	M												
		F												
PURCHASING PROSTITUTION	16C	M												
		F												
SEX OFFENSES	17	M												
		F												
DRUG/SALE/MAN	180	M												
		F												
NARCOTICS	180A	M												
		F												
MARIJUANA	180B	M												
		F												
SYNTHETIC NARCOTICS	180C	M												
		F												
OTHER/NON-NARCOTICS	180D	M												
		F												
DRUG/POSSESSION	185	M			1		1		2	2		1		
		F						1	1					
NARCOTICS	185E	M			1				1	1				
		F												
MARIJUANA	185F	M					1		1	1				
		F												
SYNTHETIC NARCOTICS	185G	M												
		F												
OTHER/NON-NARCOTICS	185H	M										1		
		F						1	1					
GAMBLING	19	M												
		F												

CLASSIFICATIONS OF OFFENSES	UCR	SEX	AGE						TOT	RACE				
			Under 10	10-12	13-14	15	16	17		WHT	BLK	IND	ASN	PAC
BOOKMAKING	19A	M												
		F												
NUMBERS	19B	M												
		F												
OTHER GAMBLING	19C	M												
		F												
FAMILY/CHILD	20	M												
		F												
DRIVING INFLUENCE	21	M				1		1	2	3				
		F						1	1					
LIQUOR LAWS	22	M			1			1	2	1		4		
		F			3				3					
DRUNKENNESS	23	M												
		F												
DISORDERLY CONDUCT	24	M												
		F												
VAGRANCY	25	M												
		F												
ALL OTHER	26	M				1		2	3	4		3		0
		F			3			2	5					
SUSPICION	27	M												
		F												
CURFEW	28	M												
		F												
RUN-AWAYS	29	M												
		F												
HUMAN TRAFFICKING/COMMERCIAL SEX ACTS	30	M												
		F												
HUMAN TRAFFICKING/INVOLUNTARY SERVITUDE	31	M												
		F												
TOTAL BY SEX		M	1	12	20	14	7	13	67	47	3	52	2	1
		F		2	21	3	4	8	38					
GRAND TOTAL			1	14	41	17	11	21	105	47	3	52	2	1

MONTHLY RETURN OF ARSON OFFENSES KNOWN TO LAW ENFORCEMENT

1 PROPERTY CLASSIFICATION	2 Offenses Reported or Known to Police (Include Unfounded and attempts)	3 Unfounded, i.e. False or Baseless Complaints	4 Number of Actual Offenses (Column 2 Minus Column 3) Include Attempt	5 Total Offenses Cleared by Arrest or Exceptional Means (Include Column 6)	6 Number of Clearances Involving Only Persons Under 18 Years of Age	7 Offenses Where Structures Uninhabited, Abandoned, or not Normally in Use	8 Estimated Value of Property Damage
STRUCTURAL							
A. Single Occupancy Residential: Houses, Townhouses, Duplexes, etc.	4		4	2			\$ 4
B. Other Residential: Apartments, Tenements, Flats, Hotels, Motels, Inns, Dormitories, Boarding Houses, etc.							
C. Storage: Barns, Garages, Warehouses, etc.	3		3			2	\$ 344,901
D. Industrial/Manufacturing							
E. Other Commercial: Stores, Restaurants, Offices, etc.	1		1	1		1	\$ 450
F. Community/Public: Churches, Jails, Schools, Colleges, Hospitals, etc.							
G. All Other Structure: Out Buildings, Monuments, Buildings Under Construction, etc.	3		3	1		1	\$ 2,198
TOTAL STRUCTURAL	11		11	4		4	\$ 347,553
MOBILE							
H. Motor Vehicles: Automobiles, Trucks, Buses, Motorcycles, etc.: UCR Definition	3		3				\$ 2,001
I. Other Mobile Property: Trailers, Recreational Vehicles, Airplanes, Boats, etc.	1		1				\$ 15,000
TOTAL MOBILE	4		4				\$ 17,001
OTHER							
J. TOTAL OTHER Crops, Timber, Fences, Signs, etc.	10		10	2	1		\$ 10,544
TOTAL OTHER	10		10	2	1		\$ 10,544
GRAND TOTAL	27		27	6	1	4	\$ 375,098

Grand Total for arson include both attempted and completed. Attempted arsons will not have an associated property type of value.

HUMAN TRAFFICKING OFFENSES

(1) Human Trafficking Classification	(2) Offenses Reported	(3) Unfounded Offenses	(4) Actual Offenses	(5) Offenses Cleared	(6) Juveniles Only
Commercial Sex Acts	1		1		
Involuntary Servitude	1		1		
GRAND TOTAL	2		2		

RETURN A - MONTHLY RETURN OF OFFENSES KNOWN TO POLICE

(1) Classification of Offense	(2) Offenses Reported	(3) Unfounded Offenses	(4) Actual Offenses	(5) Offenses Cleared	(6) Juveniles Only
CRIMINAL HOMICIDE					
MURDER/NONNEG MANSLAUGHTER	7		7	3	
MANSLAUGHTER BY NEGLIGENCE				1	
TOTAL	7		7	4	
RAPE					
RAPE	78	1	77	8	6
ATTEMPTS TO COMMIT RAPE	5		5	2	
TOTAL	83	1	82	10	6
ROBBERY					
FIREARM	5		5	6	
KNIFE/CUTTING INSTRUMENT	7		7	3	
OTHER DANGEROUS WEAPON	9		9	2	
STRONG-ARM (HANDS, FISTS)	27		27	10	1
TOTAL	48		48	21	1
ASSAULT					
KNIFE OR CUTTING INSTRUMENT	64		64	44	1
FIREARM	93		93	52	
OTHER DANGEROUS WEAPON	133		133	83	5
HANDS, FIST, FEET, AGGRAVATED	78		78	50	1
OTHER ASSAULTS - SIMPLE	756	3	753	427	42
TOTAL	1,124	3	1,121	656	49
BURGLARY					
ATTEMPTED FORCIBLE ENTRY	14		14	4	
FORCIBLE ENTRY	131		131	26	1
UNLAWFUL ENTRY - NO FORCE	69		69	16	
TOTAL	214		214	46	1
LARCENY-THEFT					
THEFT (EX MOTOR VEHICLE)	977	4	973	132	3
TOTAL	977	4	973	132	3
MOTOR VEHICLE THEFT					
AUTOS	80	4	76	18	
TRUCKS AND BUSES	38	1	37	6	1
OTHER VEHICLES	28		28	4	1
TOTAL	146	5	141	28	2
GRAND TOTAL	2,599	13	2,586	897	62

PROPERTY STOLEN BY CLASSIFICATION

CLASSIFICATION OF OFFENSES	NUMBER ACTUAL OFFENSES	VALUE OF PROPERTY STOLEN
MURDER AND NONNEGLIGENT MANSLAUGHTER	7	
RAPE	82	\$ 2
ROBBERY		
HIGHWAY (STREET, ALLEYS, ETC.)	21	\$ 25,821
COMMERCIAL HOUSE	7	\$ 1,135
GAS OR SERVICE STATION	1	
CONVENIENCE STORE	3	\$ 30
RESIDENCE	8	\$ 2,380
BANK	0	
MISCELLANEOUS	8	\$ 1,331
TOTAL ROBBERY	48	\$ 30,697
BURGLARY		
RESIDENCE (DWELLING)		
NIGHT (6PM-6AM)	36	\$ 38,158
DAY (6AM-6PM)	26	\$ 36,080
UNKNOWN	41	\$ 121,239
NON-RESIDENCE (STORE ETC.)		
NIGHT (6PM-6AM)	40	\$ 31,013
DAY (6AM-6PM)	28	\$ 45,035
UNKNOWN	43	\$ 121,910
TOTAL BURGLARY	214	\$ 393,435
LARCENY-THEFT		
\$200 AND OVER	507	\$ 1,058,231
\$50 TO \$200	174	\$ 18,586
UNDER \$50	292	\$ 2,882
TOTAL	973	\$ 1,079,699
6X. NATURE OF LARCENIES UNDER ITEM 6		
POCKET-PICKING	7	\$ 1,036
PURSE-SNATCHING	2	\$ 550
SHOPLIFTING	225	\$ 79,289
FROM MOTOR VEHICLE	241	\$ 253,080
MOTOR VEHICLE PARTS AND ACCESSORIES	72	\$ 99,420
BICYCLES	77	\$ 56,120
FROM BUILDING (EX C&H)	141	\$ 158,369
FROM COIN-OP MACHINES	0	
ALL OTHER	208	\$ 431,835
TOTAL LARCENY	973	\$ 1,079,699
MOTOR VEHICLE THEFT		
STOLEN & RECOVERED LOCALLY	80	
STOLEN LOCALLY & RECOVERED OTHER	1	
TOTAL STOLEN OTHER & RECOVERED LOCAL	115	
STOLEN IN OTHER JURIS & RECOVERED LOCALLY	2	
TOTAL MOTOR VEHICLE THEFT	141	\$ 964,509
GRAND TOTAL	1,465	\$ 2,468,342

PROPERTY BY TYPE AND VALUE

Type of Property (1)	Monetary Value of Property Stolen in Your Jurisdiction	
	STOLEN (2)	RECOVERED (3)
CURRENCY, NOTES, ETC.	\$ 249,711	\$ 29,501
JEWELRY & PRECIOUS METALS	\$ 58,235	\$ 319
CLOTHING AND FURS	\$ 51,263	\$ 8,726
LOCALLY STOLEN MOTOR VEHICLE	\$ 986,653	\$ 979,773
OFFICE EQUIPMENT	\$ 77,296	\$ 7,031
TV, RADIOS, CAMERAS, ETC.	\$ 44,611	\$ 1,012
FIREARMS	\$ 51,496	\$ 7,930
HOUSEHOLD GOODS	\$ 13,399	\$ 204
CONSUMABLE GOODS	\$ 26,933	\$ 4,053
LIVESTOCK	\$ 150	\$ 150
MISCELLANEOUS	\$ 908,594	\$ 103,369
GRAND TOTAL	\$ 2,468,341	\$ 1,142,068

LAW ENFORCEMENT OFFICERS KILLED OR ASSAULTED

Type Of Activity	Total assaults by weapon	Type of Weapon				Type of Assignment								Officer assaults cleared
		Firearm	Knife or other cutting instrument	Other dangerous weapon	Hands, fists, feet,etc.	Two-officer vehicle	One-officer vehicle		Detective or special assign.		Other			
							Alone	Asst	Alone	Asst	Alone	Asst		
	A	B	C	D	E	F	G	H	I	J	K	L	M	
1. Responding to disturbance call (family quarrels, person with firearm, etc.)	25			5	20	3	2	19			1		23	
2. Burglaries in progress or pursuing burglary suspects	1				1			1					1	
3. Robberies in progress or pursuing robbery suspects	1				1							1	1	
4. Attempting other arrests	11		2	2	7	1		10					11	
5. Civil disorder (riot, mass disobedience, etc.)														
6. Handling, transporting, custody of prisoners	7				7		1	5		1			7	
7. Investigating suspicious persons or circumstances	6	3		1	2	2	1	3					5	
8. Ambush - no warning														
9. Handling persons with mental illness	6				6	1		5					6	
10. Traffic pursuits and stops	4	1			3		1	3					2	
11. All other	12	8			4	3	1	7			1		11	
12. TOTAL (1-11)	73	12	2	8	51	10	6	53		1	2	1	67	
13. Number with personal injury	25			3	22									
14. Number without personal injury	48	12	2	5	29									

15. Time of Assaults	12 AM	2 AM	4 AM	6 AM	8 AM	10 AM	NOON	2 PM	4 PM	6 PM	8 PM	10 PM
	8	7	11	4	4	2	2	4	7	10	9	5

AGE, SEX AND RACE OF PERSONS ARRESTED
18 Years of age and over

CLASSIFICATIONS OF OFFENSES	UCR	SEX	AGE																TOT	RACE				
			18	19	20	21	22	23	24	25 29	30 34	35 39	40 44	45 49	50 54	55 59	60 64	65 OV		WHT	BLK	IND	ASN	PAC
MURDER/NONNEG MANSLAUGHTER	01A	M					1					1		1					3	2		1		
		F																						
MANSLAUGHTER BY NEGLIGENCE	01B	M																		1				
		F										1							1					
RAPE	02	M				2	1												3		2	1		
		F																						
ROBBERY	03	M					3		1	2	2		2	1		2			13	4	8	6	1	
		F							2			2	1	1					6					
AGGRAVATED ASSAULT	04	M	3	7	4	5	4	6	3	17	10	19	12	8	9	5	6	3	121	65	17	59	12	2
		F		1	1	1	2			8	8	5	2	1	2	1		2	34					
BURGLARY	05	M				1	2			10	4	7	1	2			1		28	24	1	12	3	
		F								1	4	2	3	1			1		12					
LARCENY	06	M	1	2	2	4			1	11	19	14	10	11	2				77	69	4	27	1	
		F	1	1						6	8	7	3		3	1			30					
MOTOR VEHICLE THEFT	07	M								4	3	1	1						9	8	1	10	1	
		F				2		1		2	1	4	1			1			12					
OTHER ASSAULTS	08	M	3	7	1	6	6	13	10	35	29	26	22	15	4	10	8	2	197	113	22	144	18	
		F	2	2	1	3	2	2	3	16	23	20	8	10	5	2	4	1	104					
ARSON	09	M																1	1	1				
		F											1						1					
FORGERY	10	M							1				1						2	1	1	1	1	
		F										1		1					2					
FRAUD	11	M							1	1			1					1	4	3		2	1	
		F							1		1								2					
EMBEZZLEMENT	12	M	1																1	1				
		F																						
STOLEN PROPERTY	13	M								2	1	1	1	1					6	5		3		
		F										1	1						2					
VANDALISM	14	M	1				3	2	4	10	10	12	6	4	1	2		2	57	40	8	33	6	
		F	3		2	2	1		2	4	7	4	2	1	1			1	30					
WEAPONS	15	M						2		3	5	4	2	1		1			18	10	2	7		1
		F								1		1							2					
PROSTITUTION AND COMMERCIALIZED VICE	16	M																						
		F																						
PROSTITUTION	16A	M																						
		F																						

CLASSIFICATIONS OF OFFENSES	UCR	SEX	AGE																	TOT	RACE				
			18	19	20	21	22	23	24	25 29	30 34	35 39	40 44	45 49	50 54	55 59	60 64	65 OV	WHT		BLK	IND	ASN	PAC	
ASSISTING OR PROMOTING PROSTITUTION	16B	M																							
		F																							
PURCHASING PROSTITUTION	16C	M																							
		F																							
SEX OFFENSES	17	M						1		5	1	1	2	1	2	2	2	1	18	7		12			
		F										1							1						
DRUG/SALE/MAN	180	M								3		1	2				1		7	6	1	3			
		F								1	1				1				3						
NARCOTICS	180A	M								1							1		2	2	1				
		F													1				1						
MARIJUANA	180B	M																							
		F																							
SYNTHETIC NARCOTICS	180C	M											1						1	1					
		F																							
OTHER/NON-NARCOTICS	180D	M								2		1	1						4	3		3			
		F									1	1							2						
DRUG/POSSESSION	185	M	2					3	1	5	9	8	3	3		1		1	36	32	5	12	2		
		F		1		1					6	4	2	1					15						
NARCOTICS	185E	M						1		4	3	3	2	1		1			15	13	2	4			
		F									1	3							4						
MARIJUANA	185F	M	2									1							3	1		1	1		
		F																							
SYNTHETIC NARCOTICS	185G	M																		1	1	1			
		F									3								3						
OTHER/NON-NARCOTICS	185H	M						2	1	1	6	4	1	2				1	18	17	2	6	1		
		F		1		1					2	1	2	1					8						
GAMBLING	19	M																							
		F																							
BOOKMAKING	19A	M																							
		F																							
NUMBERS	19B	M																							
		F																							
OTHER GAMBLING	19C	M																							
		F																							
FAMILY/CHILD	20	M								1		2		1					4	2		9			
		F							2	1	1	1	1		1	1			8						
DRIVING INFLUENCE	21	M	2	4	7	3	6	3	3	37	26	26	21	16	11	14	7	16	202	204	13	54	11		
		F	1		3	4	1	2	2	9	21	15	10	6	6	2	2	2	86						
LIQUOR LAWS	22	M		2							2	3	2			2	4	2	17	5	1	18			
		F		1	1							1		1	1		1	1	7						

CLASSIFICATIONS OF OFFENSES	UCR	SEX	AGE																TOT	RACE				
			18	19	20	21	22	23	24	25 29	30 34	35 39	40 44	45 49	50 54	55 59	60 64	65 OV		WHT	BLK	IND	ASN	PAC
DRUNKENNESS	23	M																						
		F																						
DISORDERLY CONDUCT	24	M		1	1			1		6	2	2	5	4	2	2	1		27	10	1	29		
		F					2			3	4	2	1		1				13					
VAGRANCY	25	M																						
		F																						
ALL OTHER	26	M	4	6	6	8	7	15	5	47	70	80	59	40	34	48	23	22	474	328	37	226	23	2
		F	3	7	4	2	4	3	3	25	38	28	10	13	12	7	1	1	161					
SUSPICION	27	M																						
		F																						
HUMAN TRAFFICKING/COMMERCIAL SEX ACTS	30	M																						
		F																						
HUMAN TRAFFICKING/INVOLUNTAR Y SERVITUDE	31	M																						
		F																						
TOTAL BY SEX		M	17	29	21	29	33	46	30	199	193	208	153	109	65	89	53	51	1,325	941	124	670	80	5
		F	10	13	12	15	12	8	15	77	123	100	46	36	33	15	9	8	532					
GRAND TOTAL			27	42	33	44	45	54	45	276	316	308	199	145	98	104	62	59	1,857	941	124	670	80	5

AGE, SEX AND RACE OF PERSONS ARRESTED
under 18 Years of age

CLASSIFICATIONS OF OFFENSES	UCR	SEX	AGE						TOT	RACE				
			Under 10	10-12	13-14	15	16	17		WHT	BLK	IND	ASN	PAC
MURDER/NONNEG MANSLAUGHTER	01A	M												
		F												
MANSLAUGHTER BY NEGLIGENCE	01B	M												
		F												
RAPE	02	M			2				2	2				
		F												
ROBBERY	03	M						1	1				1	
		F												
AGGRAVATED ASSAULT	04	M		2	1	1	1		5	1	1	3		
		F												
BURGLARY	05	M										1		
		F					1		1					
LARCENY	06	M			1				1	1	1	1		
		F						2	2					
MOTOR VEHICLE THEFT	07	M			1		1		2	2		1		
		F				1			1					
OTHER ASSAULTS	08	M		1	3	4	3	3	14	12	3	14		
		F		2	3	2	3	5	15					
ARSON	09	M												
		F												
FORGERY	10	M												
		F												
FRAUD	11	M												
		F												
EMBEZZLEMENT	12	M												
		F												
STOLEN PROPERTY	13	M												
		F												
VANDALISM	14	M		2	2	1		1	6	2	2	3	1	
		F			1			1	2					

CLASSIFICATIONS OF OFFENSES	UCR	SEX	AGE						TOT	RACE				
			Under 10	10-12	13-14	15	16	17		WHT	BLK	IND	ASN	PAC
WEAPONS	15	M				1	1		2	1			1	
		F												
PROSTITUTION AND COMMERCIALIZED VICE	16	M												
		F												
PROSTITUTION	16A	M												
		F												
ASSISTING OR PROMOTING PROSTITUTION	16B	M												
		F												
PURCHASING PROSTITUTION	16C	M												
		F												
SEX OFFENSES	17	M				1	1		2			2		
		F			1				1					
DRUG/SALE/MAN	180	M												
		F												
NARCOTICS	180A	M												
		F												
MARIJUANA	180B	M												
		F												
SYNTHETIC NARCOTICS	180C	M												
		F												
OTHER/NON-NARCOTICS	180D	M												
		F												
DRUG/POSSESSION	185	M			1		2	2	5	3	1	1	1	
		F						1	1					
NARCOTICS	185E	M												
		F												
MARIJUANA	185F	M			1		2	2	5	3	1	1	1	
		F						1	1					
SYNTHETIC NARCOTICS	185G	M												
		F												
OTHER/NON-NARCOTICS	185H	M												
		F												
GAMBLING	19	M												
		F												

CLASSIFICATIONS OF OFFENSES	UCR	SEX	AGE						TOT	RACE				
			Under 10	10-12	13-14	15	16	17		WHT	BLK	IND	ASN	PAC
BOOKMAKING	19A	M												
		F												
NUMBERS	19B	M												
		F												
OTHER GAMBLING	19C	M												
		F												
FAMILY/CHILD	20	M												
		F												
DRIVING INFLUENCE	21	M					1	1	2	2		2		
		F					1	2	3					
LIQUOR LAWS	22	M				1	1		2	1		1		
		F												
DRUNKENNESS	23	M												
		F												
DISORDERLY CONDUCT	24	M												
		F												
VAGRANCY	25	M												
		F												
ALL OTHER	26	M			1	2			3	1	1	4		
		F			2		1		3					
SUSPICION	27	M												
		F												
CURFEW	28	M												
		F												
RUN-AWAYS	29	M												
		F												
HUMAN TRAFFICKING/COMMERCIAL SEX ACTS	30	M												
		F												
HUMAN TRAFFICKING/INVOLUNTARY SERVITUDE	31	M												
		F												
TOTAL BY SEX		M		5	12	11	11	8	47	28	9	33	4	
		F		2	7	3	6	11	29					
GRAND TOTAL			0	7	19	14	17	19	76	28	9	33	4	0

MONTHLY RETURN OF ARSON OFFENSES KNOWN TO LAW ENFORCEMENT

1 PROPERTY CLASSIFICATION	2 Offenses Reported or Known to Police (Include Unfounded and attempts)	3 Unfounded, i.e. False or Baseless Complaints	4 Number of Actual Offenses (Column 2 Minus Column 3) Include Attempt	5 Total Offenses Cleared by Arrest or Exceptional Means (Include Column 6)	6 Number of Clearances Involving Only Persons Under 18 Years of Age	7 Offenses Where Structures Uninhabited, Abandoned, or not Normally in Use	8 Estimated Value of Property Damage
STRUCTURAL							
A. Single Occupancy Residential: Houses, Townhouses, Duplexes, etc.	2		2				\$ 2,001
B. Other Residential: Apartments, Tenements, Flats, Hotels, Motels, Inns, Dormitories, Boarding Houses, etc.	3		3	3			\$ 358,176
C. Storage: Barns, Garages, Warehouses, etc.							
D. Industrial/Manufacturing							
E. Other Commercial: Stores, Restaurants, Offices, etc.							
F. Community/Public: Churches, Jails, Schools, Colleges, Hospitals, etc.							
G. All Other Structure: Out Buildings, Monuments, Buildings Under Construction, etc.	4		4			2	\$ 6,401
TOTAL STRUCTURAL	9		9	3		2	\$ 366,578
MOBILE							
H. Motor Vehicles: Automobiles, Trucks, Buses, Motorcycles, etc.: UCR Definition	4		4				\$ 41,206
I. Other Mobile Property: Trailers, Recreational Vehicles, Airplanes, Boats, etc.				1			
TOTAL MOBILE	4		4	1			\$ 41,206
OTHER							
J. TOTAL OTHER Crops, Timber, Fences, Signs, etc.	5		5	2			\$ 15,322
TOTAL OTHER	5		5	2			\$ 15,322
GRAND TOTAL	18		18	6		2	\$ 423,106

Grand Total for arson include both attempted and completed. Attempted arsons will not have an associated property type of value.

HUMAN TRAFFICKING OFFENSES

(1) Human Trafficking Classification	(2) Offenses Reported	(3) Unfounded Offenses	(4) Actual Offenses	(5) Offenses Cleared	(6) Juveniles Only
Commercial Sex Acts	1		1		
Involuntary Servitude					
GRAND TOTAL	1		1		

RETURN A - MONTHLY RETURN OF OFFENSES KNOWN TO POLICE

(1) Classification of Offense	(2) Offenses Reported	(3) Unfounded Offenses	(4) Actual Offenses	(5) Offenses Cleared	(6) Juveniles Only
CRIMINAL HOMICIDE					
MURDER/NONNEG MANSLAUGHTER	9		9	7	
MANSLAUGHTER BY NEGLIGENCE					
TOTAL	9		9	7	
RAPE					
RAPE	121	1	120	18	1
ATTEMPTS TO COMMIT RAPE	4		4	2	1
TOTAL	125	1	124	20	2
ROBBERY					
FIREARM	6		6		
KNIFE/CUTTING INSTRUMENT	8		8	3	1
OTHER DANGEROUS WEAPON	8		8	1	
STRONG-ARM (HANDS, FISTS)	44		44	21	
TOTAL	66		66	25	1
ASSAULT					
KNIFE OR CUTTING INSTRUMENT	80		80	54	2
FIREARM	65		65	44	2
OTHER DANGEROUS WEAPON	120		120	84	5
HANDS, FIST, FEET, AGGRAVATED	75		75	49	5
OTHER ASSAULTS - SIMPLE	782	1	781	481	46
TOTAL	1,122	1	1,121	712	60
BURGLARY					
ATTEMPTED FORCIBLE ENTRY	11		11	3	
FORCIBLE ENTRY	90		90	14	4
UNLAWFUL ENTRY - NO FORCE	69		69	20	
TOTAL	170		170	37	4
LARCENY-THEFT					
THEFT (EX MOTOR VEHICLE)	864	3	861	128	13
TOTAL	864	3	861	128	13
MOTOR VEHICLE THEFT					
AUTOS	85	5	80	12	2
TRUCKS AND BUSES	50	3	47	8	
OTHER VEHICLES	25		25	2	
TOTAL	160	8	152	22	2
GRAND TOTAL	2,516	13	2,503	951	82

PROPERTY STOLEN BY CLASSIFICATION

CLASSIFICATION OF OFFENSES	NUMBER ACTUAL OFFENSES	VALUE OF PROPERTY STOLEN
MURDER AND NONNEGLIGENT MANSLAUGHTER	9	\$ 5,000
RAPE	124	
ROBBERY		
HIGHWAY (STREET, ALLEYS, ETC.)	31	\$ 78,015
COMMERCIAL HOUSE	15	\$ 2,070
GAS OR SERVICE STATION	3	\$ 12
CONVENIENCE STORE	1	\$ 74
RESIDENCE	9	\$ 15,741
BANK	0	
MISCELLANEOUS	7	\$ 1,762
TOTAL ROBBERY	66	\$ 97,674
BURGLARY		
RESIDENCE (DWELLING)		
NIGHT (6PM-6AM)	14	\$ 40,430
DAY (6AM-6PM)	39	\$ 64,718
UNKNOWN	31	\$ 159,133
NON-RESIDENCE (STORE ETC.)		
NIGHT (6PM-6AM)	35	\$ 132,310
DAY (6AM-6PM)	23	\$ 132,091
UNKNOWN	28	\$ 67,573
TOTAL BURGLARY	170	\$ 596,255
LARCENY-THEFT		
\$200 AND OVER	450	\$ 997,040
\$50 TO \$200	177	\$ 18,043
UNDER \$50	234	\$ 2,250
TOTAL	861	\$ 1,017,333
6X. NATURE OF LARCENIES UNDER ITEM 6		
POCKET-PICKING	3	\$ 1,450
PURSE-SNATCHING	1	\$ 366
SHOPLIFTING	196	\$ 50,427
FROM MOTOR VEHICLE	239	\$ 304,157
MOTOR VEHICLE PARTS AND ACCESSORIES	40	\$ 35,890
BICYCLES	58	\$ 41,224
FROM BUILDING (EX C&H)	121	\$ 191,469
FROM COIN-OP MACHINES	0	
ALL OTHER	203	\$ 392,350
TOTAL LARCENY	861	\$ 1,017,333
MOTOR VEHICLE THEFT		
STOLEN & RECOVERED LOCALLY	78	
STOLEN LOCALLY & RECOVERED OTHER	5	
TOTAL STOLEN OTHER & RECOVERED LOCAL	109	
STOLEN IN OTHER JURIS & RECOVERED LOCALLY	1	
TOTAL MOTOR VEHICLE THEFT	152	\$ 2,462,584
GRAND TOTAL	1,382	\$ 4,178,846

PROPERTY BY TYPE AND VALUE

Type of Property (1)	Monetary Value of Property Stolen in Your Jurisdiction	
	STOLEN (2)	RECOVERED (3)
CURRENCY, NOTES, ETC.	\$ 144,263	\$ 12,650
JEWELRY & PRECIOUS METALS	\$ 170,162	\$ 7,001
CLOTHING AND FURS	\$ 128,376	\$ 68,825
LOCALLY STOLEN MOTOR VEHICLE	\$ 2,539,037	\$ 1,755,046
OFFICE EQUIPMENT	\$ 113,336	\$ 10,305
TV, RADIOS, CAMERAS, ETC.	\$ 63,284	\$ 1,103
FIREARMS	\$ 61,345	\$ 6,950
HOUSEHOLD GOODS	\$ 27,917	\$ 1,050
CONSUMABLE GOODS	\$ 30,658	\$ 4,907
LIVESTOCK		
MISCELLANEOUS	\$ 900,465	\$ 237,190
GRAND TOTAL	\$ 4,178,843	\$ 2,105,027

LAW ENFORCEMENT OFFICERS KILLED OR ASSAULTED

Type Of Activity	Total assaults by weapon	Type of Weapon				Type of Assignment						Officer assaults cleared	
		Firearm	Knife or other cutting instrument	Other dangerous weapon	Hands, fists, feet, etc.	Two-officer vehicle	One-officer vehicle		Detective or special assign.		Other		
							Alone	Asst	Alone	Ast	Alone		Asst
	A	B	C	D	E	F	G	H	I	J	K	L	M
1. Responding to disturbance call (family quarrels, person with firearm, etc.)	35	9		3	23	3	9	22	1				34
2. Burglaries in progress or pursuing burglary suspects													
3. Robberies in progress or pursuing robbery suspects													
4. Attempting other arrests	20			3	17		1	19					20
5. Civil disorder (riot, mass disobedience, etc.)													
6. Handling, transporting, custody of prisoners	11				11		1	10					11
7. Investigating suspicious persons or circumstances	4			1	3			4					4
8. Ambush - no warning	1	1					1						1
9. Handling persons with mental illness	7		1		6			7					6
10. Traffic pursuits and stops	3			3			2	1					3
11. All other	3	1		1	1		2	1					2
12. TOTAL (1-11)	84	11	1	11	61	3	16	64	1				81
13. Number with personal injury	8	1		1	6								
14. Number without personal injury	76	10	1	10	55								

15. Time of Assaults	12 AM	2 AM	4 AM	6 AM	8 AM	10 AM	NOON	2 PM	4 PM	6 PM	8 PM	10 PM
	11	16	1		5	3	6	5	8	16	5	8

AGE, SEX AND RACE OF PERSONS ARRESTED
18 Years of age and over

CLASSIFICATIONS OF OFFENSES	UCR	SEX	AGE																TOT	RACE				
			18	19	20	21	22	23	24	25 29	30 34	35 39	40 44	45 49	50 54	55 59	60 64	65 OV		WHT	BLK	IND	ASN	PAC
MURDER/NONNEG MANSLAUGHTER	01A	M			1	1		1			2					1			6	4		2		
		F																						
MANSLAUGHTER BY NEGLIGENCE	01B	M																						
		F																						
RAPE	02	M		2				1		2	2	2	2						11	5		6		
		F																						
ROBBERY	03	M	1	3		2			1	3	2	3			1				16	9	3	10	1	
		F								1		3	2	1					7					
AGGRAVATED ASSAULT	04	M	4		4	4	3	2	1	15	19	13	17	7	6	6	5	3	109	54	21	70	6	
		F	3	1	2	1		2	2	9	7	7	5	2	1	1			43					
BURGLARY	05	M		1						5	3	2	4			2		1	18	19	4	6	1	
		F					1				6	2	1		1	1			12					
LARCENY	06	M					1	6	2	10	12	8	7	6	3	1	2		58	50	3	30	1	
		F	1				1			1	8	5	7	1	1			1	26					
MOTOR VEHICLE THEFT	07	M	2	1	1	1				2	6		2	1					16	11	1	9	1	
		F			1		1			1	2	1							6					
OTHER ASSAULTS	08	M	2	3	3	2	5	9	5	29	50	36	30	21	7	12	6	2	222	117	24	161	11	2
		F	4	3	3	2	3	2	4	21	17	11	9	3	4	5	2		93					
ARSON	09	M												2					2	3		1		
		F								1				1					2					
FORGERY	10	M							1					1					2	1	1	1		
		F										1							1					
FRAUD	11	M								3		1					1		5	3	1	4		
		F		1						1			1						3					
EMBEZZLEMENT	12	M																						
		F									1								1					
STOLEN PROPERTY	13	M			1		1			2	2	1	1						8	7	1		1	
		F										1							1					
VANDALISM	14	M	2	3		1	1	3	6	11	5	3		3	1		2		41	21	7	33	3	
		F	1			2	1	1	1	6	4	3	2			2			23					
WEAPONS	15	M	1			1	2			2	3	2	1	2				2	16	10	1	3	2	
		F																						
PROSTITUTION AND COMMERCIALIZED VICE	16	M																						
		F																						
PROSTITUTION	16A	M																						
		F																						

CLASSIFICATIONS OF OFFENSES	UCR	SEX	AGE																	TOT	RACE				
			18	19	20	21	22	23	24	25 29	30 34	35 39	40 44	45 49	50 54	55 59	60 64	65 OV	WHT		BLK	IND	ASN	PAC	
ASSISTING OR PROMOTING PROSTITUTION	16B	M																							
		F																							
PURCHASING PROSTITUTION	16C	M																							
		F																							
SEX OFFENSES	17	M	2					1		1	2	1	1	1		1	2	2	14	3		10	1		
		F																							
DRUG/SALE/MAN	180	M							1	1		1	5	2					10	10	2	2			
		F				1				1	2								4						
NARCOTICS	180A	M							1				2	1					4	4		1			
		F									1								1						
MARIJUANA	180B	M																							
		F																							
SYNTHETIC NARCOTICS	180C	M											2						2	3					
		F									1								1						
OTHER/NON-NARCOTICS	180D	M								1		1	1	1					4	3	2	1			
		F				1					1								2						
DRUG/POSSESSION	185	M	1	3	1			2	1	4	8	9	4	1	2	5			41	38	5	8	7		
		F			1	2				2	5	1	6		1				18						
NARCOTICS	185E	M								1	1	1				3			6	8	2	2	1		
		F				2						1	4						7						
MARIJUANA	185F	M	1	2															3	1	1	1			
		F								1									1						
SYNTHETIC NARCOTICS	185G	M						1			1	1							3	6	1				
		F									2		2						4						
OTHER/NON-NARCOTICS	185H	M		1	1			1	1	3	6	7	4	1	2	2			29	23	1	5	6		
		F			1					1	3				1				6						
GAMBLING	19	M																							
		F																							
BOOKMAKING	19A	M																							
		F																							
NUMBERS	19B	M																							
		F																							
OTHER GAMBLING	19C	M																							
		F																							
FAMILY/CHILD	20	M								1	3	1	1						6	3		16	2		
		F					1		2	2	5	5							15						
DRIVING INFLUENCE	21	M	4	5	4	8	2	7	6	21	30	26	27	9	5	4	9	5	172	140	23	63	10		
		F	2	1	2	3	1	1	3	14	11	6	12	4	3	3	1	3	70						
LIQUOR LAWS	22	M	1						1	3							1	1	1	8	1		8		
		F														1			1						

CLASSIFICATIONS OF OFFENSES	UCR	SEX	AGE																TOT	RACE				
			18	19	20	21	22	23	24	25 29	30 34	35 39	40 44	45 49	50 54	55 59	60 64	65 OV		WHT	BLK	IND	ASN	PAC
DRUNKENNESS	23	M								1	1								2	2				
		F																						
DISORDERLY CONDUCT	24	M	2		2				2	5	9	4	7	2		3			36	11	2	36	2	
		F	2	1	1	1	1			2	6	1	1	1				17						
VAGRANCY	25	M											2						2			4		
		F											1		1			2						
ALL OTHER	26	M	4	5	5	8	5	11	16	51	77	80	58	38	32	41	21	25	477	357	38	172	14	1
		F	2		1	4	5	3	4	18	26	24	11	6	10	3	2	4	123					
SUSPICION	27	M																						
		F																						
HUMAN TRAFFICKING/COMMERCIAL SEX ACTS	30	M																						
		F																						
HUMAN TRAFFICKING/INVOLUNTAR Y SERVITUDE	31	M																						
		F																						
TOTAL BY SEX		M	26	26	22	28	20	43	43	172	236	193	169	96	57	77	49	41	1,298	879	137	656	63	3
		F	15	7	11	16	15	9	16	80	100	71	58	19	23	15	5	8	468					
GRAND TOTAL			41	33	33	44	35	52	59	252	336	264	227	115	80	92	54	49	1,766	879	137	656	63	3

AGE, SEX AND RACE OF PERSONS ARRESTED
under 18 Years of age

CLASSIFICATIONS OF OFFENSES	UCR	SEX	AGE						TOT	RACE				
			Under 10	10-12	13-14	15	16	17		WHT	BLK	IND	ASN	PAC
MURDER/NONNEG MANSLAUGHTER	01A	M												
		F												
MANSLAUGHTER BY NEGLIGENCE	01B	M												
		F												
RAPE	02	M						1	1			2		
		F					1		1					
ROBBERY	03	M			2	1			3	1	2			
		F												
AGGRAVATED ASSAULT	04	M		1	5	1	3		10	5	2	2	1	
		F												
BURGLARY	05	M			1		1	1	3	1		3	1	
		F				1	1		2					
LARCENY	06	M		1	2	3	2	2	10	8		5		
		F			2			1	3					
MOTOR VEHICLE THEFT	07	M										1		
		F					1		1					
OTHER ASSAULTS	08	M		5	7	5	2	5	24	25	2	11		
		F		1	7	1	1	4	14					
ARSON	09	M												
		F												
FORGERY	10	M												
		F												
FRAUD	11	M			1		1		2	2				
		F												
EMBEZZLEMENT	12	M												
		F												
STOLEN PROPERTY	13	M			1				1	1				
		F												
VANDALISM	14	M	1		1		1		3	3		4		
		F			1	1	1	1	4					

CLASSIFICATIONS OF OFFENSES	UCR	SEX	AGE						TOT	RACE				
			Under 10	10-12	13-14	15	16	17		WHT	BLK	IND	ASN	PAC
WEAPONS	15	M			1	1	1		3	2		1		
		F												
PROSTITUTION AND COMMERCIALIZED VICE	16	M												
		F												
PROSTITUTION	16A	M												
		F												
ASSISTING OR PROMOTING PROSTITUTION	16B	M												
		F												
PURCHASING PROSTITUTION	16C	M												
		F												
SEX OFFENSES	17	M			1				1			1		
		F												
DRUG/SALE/MAN	180	M												
		F												
NARCOTICS	180A	M												
		F												
MARIJUANA	180B	M												
		F												
SYNTHETIC NARCOTICS	180C	M												
		F												
OTHER/NON-NARCOTICS	180D	M												
		F												
DRUG/POSSESSION	185	M		1	1	1	1	3	7	9	1	5		
		F		1	4	2	1	1	9					
NARCOTICS	185E	M												
		F												
MARIJUANA	185F	M		1	1	1	1	3	7	9	1	5		
		F		1	4	2	1	1	9					
SYNTHETIC NARCOTICS	185G	M												
		F												
OTHER/NON-NARCOTICS	185H	M												
		F												
GAMBLING	19	M												
		F												

CLASSIFICATIONS OF OFFENSES	UCR	SEX	AGE						TOT	RACE				
			Under 10	10-12	13-14	15	16	17		WHT	BLK	IND	ASN	PAC
BOOKMAKING	19A	M												
		F												
NUMBERS	19B	M												
		F												
OTHER GAMBLING	19C	M												
		F												
FAMILY/CHILD	20	M												
		F												
DRIVING INFLUENCE	21	M						4	4	2		2		
		F												
LIQUOR LAWS	22	M						2	2	4		1		
		F			2	1			3					
DRUNKENNESS	23	M			1				1	1				
		F												
DISORDERLY CONDUCT	24	M												
		F												
VAGRANCY	25	M												
		F												
ALL OTHER	26	M		1	3		1	8	13	7	2	7	1	0
		F					4	4	8					
SUSPICION	27	M												
		F												
CURFEW	28	M										1		
		F			1				1					
RUN-AWAYS	29	M												
		F												
HUMAN TRAFFICKING/COMMERCIAL SEX ACTS	30	M												
		F												
HUMAN TRAFFICKING/INVOLUNTARY SERVITUDE	31	M												
		F												
TOTAL BY SEX		M	1	9	27	12	13	26	88	71	9	46	3	2
		F		2	17	6	10	11	46					
GRAND TOTAL			1	11	44	18	23	37	134	71	9	46	3	2

MONTHLY RETURN OF ARSON OFFENSES KNOWN TO LAW ENFORCEMENT

1 PROPERTY CLASSIFICATION	2 Offenses Reported or Known to Police (Include Unfounded and attempts)	3 Unfounded, i.e. False or Baseless Complaints	4 Number of Actual Offenses (Column 2 Minus Column 3) Include Attempt)	5 Total Offenses Cleared by Arrest or Exceptional Means (Include Column 6)	6 Number of Clearances Involving Only Persons Under 18 Years of Age	7 Offenses Where Structures Uninhabited, Abandoned, or not Normally in Use	8 Estimated Value of Property Damage
STRUCTURAL							
A. Single Occupancy Residential: Houses, Townhouses, Duplexes, etc.							
B. Other Residential: Apartments, Tenements, Flats, Hotels, Motels, Inns, Dormitories, Boarding Houses, etc.	1		1	1			\$ 30
C. Storage: Barns, Garages, Warehouses, etc.							
D. Industrial/Manufacturing							
E. Other Commercial: Stores, Restaurants, Offices, etc.	1		1				\$ 1
F. Community/Public: Churches, Jails, Schools, Colleges, Hospitals, etc.	2		2	1			\$ 25,369
G. All Other Structure: Out Buildings, Monuments, Buildings Under Construction, etc.	1		1			1	\$ 1,000
TOTAL STRUCTURAL	5		5	2		1	\$ 26,400
MOBILE							
H. Motor Vehicles: Automobiles, Trucks, Buses, Motorcycles, etc.: UCR Definition	3		3	2			\$ 23,000
I. Other Mobile Property: Trailers, Recreational Vehicles, Airplanes, Boats, etc.							
TOTAL MOBILE	3		3	2			\$ 23,000
OTHER							
J. TOTAL OTHER Crops, Timber, Fences, Signs, etc.	2		2	2			\$ 501
TOTAL OTHER	2		2	2			\$ 501
GRAND TOTAL	10		10	6		1	\$ 49,901

Grand Total for arson include both attempted and completed. Attempted arsons will not have an associated property type of value.

HUMAN TRAFFICKING OFFENSES

(1) Human Trafficking Classification	(2) Offenses Reported	(3) Unfounded Offenses	(4) Actual Offenses	(5) Offenses Cleared	(6) Juveniles Only
Commercial Sex Acts	1		1		
Involuntary Servitude					
GRAND TOTAL	1		1		

RETURN A - MONTHLY RETURN OF OFFENSES KNOWN TO POLICE

(1) Classification of Offense	(2) Offenses Reported	(3) Unfounded Offenses	(4) Actual Offenses	(5) Offenses Cleared	(6) Juveniles Only
CRIMINAL HOMICIDE					
MURDER/NONNEG MANSLAUGHTER					
MANSLAUGHTER BY NEGLIGENCE					
TOTAL					
RAPE					
RAPE	66	1	65	23	5
ATTEMPTS TO COMMIT RAPE	6		6	1	
TOTAL	72	1	71	24	5
ROBBERY					
FIREARM	4	1	3		
KNIFE/CUTTING INSTRUMENT	2		2	1	
OTHER DANGEROUS WEAPON	8		8	2	
STRONG-ARM (HANDS, FISTS)	22		22	8	
TOTAL	36	1	35	11	
ASSAULT					
KNIFE OR CUTTING INSTRUMENT	57		57	41	1
FIREARM	64		64	37	1
OTHER DANGEROUS WEAPON	127		127	87	3
HANDS, FIST, FEET, AGGRAVATED	76	1	75	57	3
OTHER ASSAULTS - SIMPLE	790		790	484	52
TOTAL	1,114	1	1,113	706	60
BURGLARY					
ATTEMPTED FORCIBLE ENTRY	17		17	2	
FORCIBLE ENTRY	90		90	5	
UNLAWFUL ENTRY - NO FORCE	46		46	12	1
TOTAL	153		153	19	1
LARCENY-THEFT					
THEFT (EX MOTOR VEHICLE)	766	4	762	97	10
TOTAL	766	4	762	97	10
MOTOR VEHICLE THEFT					
AUTOS	97		97	12	
TRUCKS AND BUSES	45	2	43	6	
OTHER VEHICLES	10		10		
TOTAL	152	2	150	18	
GRAND TOTAL	2,293	9	2,284	875	76

PROPERTY STOLEN BY CLASSIFICATION

CLASSIFICATION OF OFFENSES	NUMBER ACTUAL OFFENSES	VALUE OF PROPERTY STOLEN
MURDER AND NONNEGLIGENT MANSLAUGHTER	0	
RAPE	71	
ROBBERY		
HIGHWAY (STREET, ALLEYS, ETC.)	16	\$ 1,682
COMMERCIAL HOUSE	4	\$ 194
GAS OR SERVICE STATION	2	\$ 15
CONVENIENCE STORE	3	\$ 91
RESIDENCE	4	\$ 1,227
BANK	0	
MISCELLANEOUS	6	\$ 1,328
TOTAL ROBBERY	35	\$ 4,537
BURGLARY		
RESIDENCE (DWELLING)		
NIGHT (6PM-6AM)	24	\$ 22,552
DAY (6AM-6PM)	33	\$ 52,469
UNKNOWN	25	\$ 56,298
NON-RESIDENCE (STORE ETC.)		
NIGHT (6PM-6AM)	24	\$ 45,744
DAY (6AM-6PM)	26	\$ 17,682
UNKNOWN	21	\$ 31,039
TOTAL BURGLARY	153	\$ 225,784
LARCENY-THEFT		
\$200 AND OVER	426	\$ 774,554
\$50 TO \$200	132	\$ 15,827
UNDER \$50	204	\$ 2,161
TOTAL	762	\$ 792,542
6X. NATURE OF LARCENIES UNDER ITEM 6		
POCKET-PICKING	5	\$ 1,061
PURSE-SNATCHING	1	\$ 452
SHOPLIFTING	186	\$ 55,763
FROM MOTOR VEHICLE	175	\$ 165,797
MOTOR VEHICLE PARTS AND ACCESSORIES	51	\$ 75,021
BICYCLES	30	\$ 27,110
FROM BUILDING (EX C&H)	138	\$ 135,431
FROM COIN-OP MACHINES	2	\$ 110
ALL OTHER	174	\$ 331,797
TOTAL LARCENY	762	\$ 792,542
MOTOR VEHICLE THEFT		
STOLEN & RECOVERED LOCALLY	67	
STOLEN LOCALLY & RECOVERED OTHER	10	
TOTAL STOLEN OTHER & RECOVERED LOCAL	114	
STOLEN IN OTHER JURIS & RECOVERED LOCALLY	8	
TOTAL MOTOR VEHICLE THEFT	150	\$ 1,542,103
GRAND TOTAL	1,171	\$ 2,564,966

PROPERTY BY TYPE AND VALUE

Type of Property (1)	Monetary Value of Property Stolen in Your Jurisdiction	
	STOLEN (2)	RECOVERED (3)
CURRENCY, NOTES, ETC.	\$ 55,401	\$ 285
JEWELRY & PRECIOUS METALS	\$ 70,994	\$ 252
CLOTHING AND FURS	\$ 51,595	\$ 3,757
LOCALLY STOLEN MOTOR VEHICLE	\$ 1,557,118	\$ 1,248,367
OFFICE EQUIPMENT	\$ 88,968	\$ 3,380
TV, RADIOS, CAMERAS, ETC.	\$ 49,765	\$ 380
FIREARMS	\$ 42,464	\$ 6,472
HOUSEHOLD GOODS	\$ 33,491	\$ 1,721
CONSUMABLE GOODS	\$ 24,169	\$ 2,102
LIVESTOCK		
MISCELLANEOUS	\$ 590,999	\$ 61,294
GRAND TOTAL	\$ 2,564,964	\$ 1,328,010

LAW ENFORCEMENT OFFICERS KILLED OR ASSAULTED

Type Of Activity	Total assaults by weapon	Type of Weapon				Type of Assignment						Officer assaults cleared	
		Firearm	Knife or other cutting instrument	Other dangerous weapon	Hands, fists, feet, etc.	Two-officer vehicle	One-officer vehicle		Detective or special assign.		Other		
							Alone	Asst	Alone	Ast	Alone		Asst
	A	B	C	D	E	F	G	H	I	J	K	L	M
1. Responding to disturbance call (family quarrels, person with firearm, etc.)	24			4	20	1	2	20			1		23
2. Burglaries in progress or pursuing burglary suspects													
3. Robberies in progress or pursuing robbery suspects													
4. Attempting other arrests	13		2		11		4	9					13
5. Civil disorder (riot, mass disobedience, etc.)													
6. Handling, transporting, custody of prisoners	3			1	2	1	1	1					2
7. Investigating suspicious persons or circumstances	4				4		1	3					3
8. Ambush - no warning													
9. Handling persons with mental illness	3				3			3					3
10. Traffic pursuits and stops	8			4	4	1	2	4		1			8
11. All other	3		1		2			3					3
12. TOTAL (1-11)	58		3	9	46	3	10	43		1	1		55
13. Number with personal injury	16			1	15								
14. Number without personal injury	42		3	8	31								

15. Time of Assaults	12 AM	2 AM	4 AM	6 AM	8 AM	10 AM	NOON	2 PM	4 PM	6 PM	8 PM	10 PM
	11	4	2			2	10	6	4	7	7	5

AGE, SEX AND RACE OF PERSONS ARRESTED
18 Years of age and over

CLASSIFICATIONS OF OFFENSES	UCR	SEX	AGE																	TOT	RACE				
			18	19	20	21	22	23	24	25 29	30 34	35 39	40 44	45 49	50 54	55 59	60 64	65 OV	WHT		BLK	IND	ASN	PAC	
MURDER/NONNEG MANSLAUGHTER	01A	M																							
		F																							
MANSLAUGHTER BY NEGLIGENCE	01B	M																							
		F																							
RAPE	02	M	1	1	1	3				2	2			1					11	1	1	8	1		
		F																							
ROBBERY	03	M	1						1	2	1	1							6	6	1		2		
		F		1							1		1						3						
AGGRAVATED ASSAULT	04	M	2	2	1	2	2	4	5	24	29	18	17	6	3	11	4	5	135	70	14	65	10		
		F		2		1	1	2	3	5	5		2		1		2		24						
BURGLARY	05	M	1	1						1	1	2	3	3		1	1		14	6		9	1		
		F								1					1				2						
LARCENY	06	M		2			2	2	1	7	11	9	1	3	2	1			41	41	3	19	1		
		F				1				4	5	5	3	3	2				23						
MOTOR VEHICLE THEFT	07	M							1	2	3	2							8	6	1	6	1		
		F					2	2			2								6						
OTHER ASSAULTS	08	M	4	3	4	7	8	7	7	32	36	30	24	15	8	9	3	8	205	98	19	170	18	1	
		F	2	4	4	3	7	2	4	15	19	14	13	7	4	3	1	2	104						
ARSON	09	M			1			1				1		1					4	4		1			
		F										1							1						
FORGERY	10	M										2		1					3	3		1			
		F					1												1						
FRAUD	11	M			1			1							1				3	3	2	2			
		F								1	1	1			1				4						
EMBEZZLEMENT	12	M												1	1				2	3					
		F	1																1						
STOLEN PROPERTY	13	M									2	2		1					5	2	1	3	1		
		F					1				1								2						
VANDALISM	14	M		1	1	2		1	1	9	8	1	6	3	1	1	2	1	38	23	5	22	3		
		F			1	2	2			3	4	2	2						16						
WEAPONS	15	M			2	1				7	6	3	3	3	1	2			28	14	9	7			
		F						1							1				2						
PROSTITUTION AND COMMERCIALIZED VICE	16	M																							
		F																							
PROSTITUTION	16A	M																							
		F																							

CLASSIFICATIONS OF OFFENSES	UCR	SEX	AGE																	TOT	RACE				
			18	19	20	21	22	23	24	25 29	30 34	35 39	40 44	45 49	50 54	55 59	60 64	65 OV	WHT		BLK	IND	ASN	PAC	
ASSISTING OR PROMOTING PROSTITUTION	16B	M																							
		F																							
PURCHASING PROSTITUTION	16C	M																							
		F																							
SEX OFFENSES	17	M		1				1			6	1	1	2	2	1	1	2	18	3		13	1	1	
		F																							
DRUG/SALE/MAN	180	M						1		2	1	3			1	1	1		10	6	1	3	3		
		F									2				1			3							
NARCOTICS	180A	M										1							1			2	1		
		F										1			1			2							
MARIJUANA	180B	M																							
		F																							
SYNTHETIC NARCOTICS	180C	M								1						1			2	2	1				
		F										1							1						
OTHER/NON-NARCOTICS	180D	M						1		1	1	2					1	1	7	4		1	2		
		F																							
DRUG/POSSESSION	185	M	1		2	1				2	7	2	3	3	2	1			24	18	3	11	4		
		F								1	3	4	2			2			12						
NARCOTICS	185E	M									2			1	1	1			5	4		2	1		
		F										1	1						2						
MARIJUANA	185F	M	1		1														2			2			
		F																							
SYNTHETIC NARCOTICS	185G	M									1								1		1	1			
		F											1						1						
OTHER/NON-NARCOTICS	185H	M			1	1				2	4	2	3	2	1				16	14	2	6	3		
		F								1	3	3				2			9						
GAMBLING	19	M																							
		F																							
BOOKMAKING	19A	M																							
		F																							
NUMBERS	19B	M																							
		F																							
OTHER GAMBLING	19C	M																							
		F																							
FAMILY/CHILD	20	M				1					2	3		1					7	4		11			
		F	1				2	1	3	1	13	19	9	6	5	2	2	2	1						8
DRIVING INFLUENCE	21	M	3	3	10	6	11	3	8	27	34	23	24	20	5	9	5	6	197	156	18	69	15		
		F		2		2	1	3	1	13	19	9	6	5	2	2	2	1	68						
LIQUOR LAWS	22	M	1	1							1					1			4	2		4			
		F		1	1														2						

CLASSIFICATIONS OF OFFENSES	UCR	SEX	AGE																TOT	RACE				
			18	19	20	21	22	23	24	25 29	30 34	35 39	40 44	45 49	50 54	55 59	60 64	65 OV		WHT	BLK	IND	ASN	PAC
DRUNKENNESS	23	M																						
		F																						
DISORDERLY CONDUCT	24	M							2	5	4	4	2	1	2	5	1		26	13	2	31	2	
		F			2			1	1	1	3	3	5	4	1	1			22					
VAGRANCY	25	M																						
		F																						
ALL OTHER	26	M	8	7		5	5	7	9	49	57	47	48	27	22	25	12	15	343	218	22	189	20	
		F	4	2	1	3	4	6	5	18	20	15	11	9	6	6	3	1	114					
SUSPICION	27	M																						
		F																						
HUMAN TRAFFICKING/COMMERCIAL SEX ACTS	30	M																						
		F																						
HUMAN TRAFFICKING/INVOLUNTAR Y SERVITUDE	31	M																						
		F																						
TOTAL BY SEX		M	22	22	23	28	28	28	35	171	211	154	132	92	51	68	30	37	1,132	700	102	644	83	2
		F	8	12	9	12	19	17	14	63	88	57	45	28	20	14	8	4	418					
GRAND TOTAL			30	34	32	40	47	45	49	234	299	211	177	120	71	82	38	41	1,550	700	102	644	83	2

AGE, SEX AND RACE OF PERSONS ARRESTED
under 18 Years of age

CLASSIFICATIONS OF OFFENSES	UCR	SEX	AGE						TOT	RACE				
			Under 10	10-12	13-14	15	16	17		WHT	BLK	IND	ASN	PAC
MURDER/NONNEG MANSLAUGHTER	01A	M												
		F												
MANSLAUGHTER BY NEGLIGENCE	01B	M												
		F												
RAPE	02	M						1	1	1				
		F												
ROBBERY	03	M												
		F												
AGGRAVATED ASSAULT	04	M			1	2	1	1	5	3	1	4	1	
		F			1		1	2	4					
BURGLARY	05	M			3	1			4	3		1		
		F												
LARCENY	06	M			2		1		3	6			1	
		F			2	2			4					
MOTOR VEHICLE THEFT	07	M												
		F												
OTHER ASSAULTS	08	M			9	6		4	19	18	2	10	5	
		F			6	2	7	3	18					
ARSON	09	M												
		F												
FORGERY	10	M												
		F												
FRAUD	11	M												
		F												
EMBEZZLEMENT	12	M												
		F												
STOLEN PROPERTY	13	M												
		F												
VANDALISM	14	M	1	2	1		2	4	10	6		5		
		F			1				1					

CLASSIFICATIONS OF OFFENSES	UCR	SEX	AGE						TOT	RACE				
			Under 10	10-12	13-14	15	16	17		WHT	BLK	IND	ASN	PAC
WEAPONS	15	M						1	1		1			
		F												
PROSTITUTION AND COMMERCIALIZED VICE	16	M												
		F												
PROSTITUTION	16A	M												
		F												
ASSISTING OR PROMOTING PROSTITUTION	16B	M												
		F												
PURCHASING PROSTITUTION	16C	M												
		F												
SEX OFFENSES	17	M			4			1	5	5				
		F												
DRUG/SALE/MAN	180	M												
		F												
NARCOTICS	180A	M												
		F												
MARIJUANA	180B	M												
		F												
SYNTHETIC NARCOTICS	180C	M												
		F												
OTHER/NON-NARCOTICS	180D	M												
		F												
DRUG/POSSESSION	185	M			1	2	1		4	2	1	3		
		F			1		1		2					
NARCOTICS	185E	M												
		F												
MARIJUANA	185F	M			1	2			3	2		3		
		F			1		1		2					
SYNTHETIC NARCOTICS	185G	M					1		1		1			
		F												
OTHER/NON-NARCOTICS	185H	M												
		F												
GAMBLING	19	M												
		F												

CLASSIFICATIONS OF OFFENSES	UCR	SEX	AGE						TOT	RACE				
			Under 10	10-12	13-14	15	16	17		WHT	BLK	IND	ASN	PAC
BOOKMAKING	19A	M												
		F												
NUMBERS	19B	M												
		F												
OTHER GAMBLING	19C	M												
		F												
FAMILY/CHILD	20	M												
		F												
DRIVING INFLUENCE	21	M						3	3	3		2		
		F				1	1		2					
LIQUOR LAWS	22	M						1	1			1		
		F												
DRUNKENNESS	23	M												
		F												
DISORDERLY CONDUCT	24	M				1	4	3	8	1		7		
		F												
VAGRANCY	25	M												
		F												
ALL OTHER	26	M			2	1		2	5	2		2	1	
		F			1				1					
SUSPICION	27	M												
		F												
CURFEW	28	M												
		F												
RUN-AWAYS	29	M												
		F												
HUMAN TRAFFICKING/COMMERCIAL SEX ACTS	30	M												
		F												
HUMAN TRAFFICKING/INVOLUNTARY SERVITUDE	31	M												
		F												
TOTAL BY SEX		M	1	2	23	13	9	21	69	50	5	35	8	
		F			12	5	10	5	32					
GRAND TOTAL			1	2	35	18	19	26	101	50	5	35	8	0

MONTHLY RETURN OF ARSON OFFENSES KNOWN TO LAW ENFORCEMENT

1 PROPERTY CLASSIFICATION	2 Offenses Reported or Known to Police (Include Unfounded and attempts)	3 Unfounded, i.e. False or Baseless Complaints	4 Number of Actual Offenses (Column 2 Minus Column 3) Include Attempt	5 Total Offenses Cleared by Arrest or Exceptional Means (Include Column 6)	6 Number of Clearances Involving Only Persons Under 18 Years of Age	7 Offenses Where Structures Uninhabited, Abandoned, or not Normally in Use	8 Estimated Value of Property Damage
STRUCTURAL							
A. Single Occupancy Residential: Houses, Townhouses, Duplexes, etc.	4		4				\$ 727,835
B. Other Residential: Apartments, Tenements, Flats, Hotels, Motels, Inns, Dormitories, Boarding Houses, etc.	3		3	3			\$ 957,113
C. Storage: Barns, Garages, Warehouses, etc.							
D. Industrial/Manufacturing							
E. Other Commercial: Stores, Restaurants, Offices, etc.							
F. Community/Public: Churches, Jails, Schools, Colleges, Hospitals, etc.	1		1				\$ 1
G. All Other Structure: Out Buildings, Monuments, Buildings Under Construction, etc.	1		1			1	\$ 2,000
TOTAL STRUCTURAL	9		9	3		1	\$ 1,686,949
MOBILE							
H. Motor Vehicles: Automobiles, Trucks, Buses, Motorcycles, etc.: UCR Definition	8		8				\$ 52,102
I. Other Mobile Property: Trailers, Recreational Vehicles, Airplanes, Boats, etc.	1		1				
TOTAL MOBILE	9		9				\$ 52,102
OTHER							
J. TOTAL OTHER Crops, Timber, Fences, Signs, etc.	7		7	3			\$ 38,653
TOTAL OTHER	7		7	3			\$ 38,653
GRAND TOTAL	25		25	6		1	\$ 1,777,704

Grand Total for arson include both attempted and completed. Attempted arsons will not have an associated property type of value.

HUMAN TRAFFICKING OFFENSES

(1) Human Trafficking Classification	(2) Offenses Reported	(3) Unfounded Offenses	(4) Actual Offenses	(5) Offenses Cleared	(6) Juveniles Only
Commercial Sex Acts	4		4	1	
Involuntary Servitude					
GRAND TOTAL	4		4	1	

RETURN A - MONTHLY RETURN OF OFFENSES KNOWN TO POLICE

(1) Classification of Offense	(2) Offenses Reported	(3) Unfounded Offenses	(4) Actual Offenses	(5) Offenses Cleared	(6) Juveniles Only
CRIMINAL HOMICIDE					
MURDER/NONNEG MANSLAUGHTER	8		8	7	2
MANSLAUGHTER BY NEGLIGENCE	1		1		
TOTAL	9		9	7	2
RAPE					
RAPE	80		80	23	9
ATTEMPTS TO COMMIT RAPE	3		3		
TOTAL	83		83	23	9
ROBBERY					
FIREARM	7	1	6	4	
KNIFE/CUTTING INSTRUMENT	1		1	1	
OTHER DANGEROUS WEAPON	3		3	1	
STRONG-ARM (HANDS, FISTS)	28	1	27	14	1
TOTAL	39	2	37	20	1
ASSAULT					
KNIFE OR CUTTING INSTRUMENT	70		70	50	7
FIREARM	49		49	27	
OTHER DANGEROUS WEAPON	104		104	59	3
HANDS, FIST, FEET, AGGRAVATED	63		63	37	2
OTHER ASSAULTS - SIMPLE	756		756	446	49
TOTAL	1,042		1,042	619	61
BURGLARY					
FORCIBLE ENTRY	87		87	14	2
UNLAWFUL ENTRY - NO FORCE	65		65	23	2
ATTEMPTED FORCIBLE ENTRY	15		15	1	
TOTAL	167		167	38	4
LARCENY-THEFT					
THEFT (EX MOTOR VEHICLE)	724	5	719	82	8
TOTAL	724	5	719	82	8
MOTOR VEHICLE THEFT					
AUTOS	97	4	93	15	
TRUCKS AND BUSES	54	1	53	14	
OTHER VEHICLES	11		11		
TOTAL	162	5	157	29	
GRAND TOTAL	2,226	12	2,214	818	85

PROPERTY STOLEN BY CLASSIFICATION

CLASSIFICATION OF OFFENSES	NUMBER ACTUAL OFFENSES	VALUE OF PROPERTY STOLEN
MURDER AND NONNEGLIGENT MANSLAUGHTER	8	
RAPE	83	\$ 820
ROBBERY		
HIGHWAY (STREET, ALLEYS, ETC.)	10	\$ 12,339
COMMERCIAL HOUSE	13	\$ 3,588
GAS OR SERVICE STATION	2	\$ 1,725
CONVENIENCE STORE	3	\$ 476
RESIDENCE	6	\$ 15,053
BANK	0	
MISCELLANEOUS	3	\$ 2,143
TOTAL ROBBERY	37	\$ 35,324
BURGLARY		
RESIDENCE (DWELLING)		
NIGHT (6PM-6AM)	27	\$ 17,554
DAY (6AM-6PM)	29	\$ 99,857
UNKNOWN	27	\$ 193,831
NON-RESIDENCE (STORE ETC.)		
NIGHT (6PM-6AM)	36	\$ 29,997
DAY (6AM-6PM)	28	\$ 22,752
UNKNOWN	20	\$ 94,713
TOTAL BURGLARY	167	\$ 458,704
LARCENY-THEFT		
\$200 AND OVER	365	\$ 571,595
\$50 TO \$200	137	\$ 14,386
UNDER \$50	217	\$ 2,264
TOTAL	719	\$ 588,245
6X. NATURE OF LARCENIES UNDER ITEM 6		
POCKET-PICKING	3	\$ 1,356
PURSE-SNATCHING	0	
SHOPLIFTING	251	\$ 78,888
FROM MOTOR VEHICLE	163	\$ 124,825
MOTOR VEHICLE PARTS AND ACCESSORIES	43	\$ 33,587
BICYCLES	10	\$ 11,867
FROM BUILDING (EX C&H)	114	\$ 106,019
FROM COIN-OP MACHINES	3	\$ 1
ALL OTHER	132	\$ 231,702
TOTAL LARCENY	719	\$ 588,245
MOTOR VEHICLE THEFT		
STOLEN & RECOVERED LOCALLY	80	
STOLEN LOCALLY & RECOVERED OTHER	8	
TOTAL STOLEN OTHER & RECOVERED LOCAL	124	
STOLEN IN OTHER JURIS & RECOVERED LOCALLY	1	
TOTAL MOTOR VEHICLE THEFT	157	\$ 1,915,953
GRAND TOTAL	1,171	\$ 2,999,046

PROPERTY BY TYPE AND VALUE

Type of Property (1)	Monetary Value of Property Stolen in Your Jurisdiction	
	STOLEN (2)	RECOVERED (3)
CURRENCY, NOTES, ETC.	\$ 131,455	\$ 1,866
JEWELRY & PRECIOUS METALS	\$ 67,956	\$ 143
CLOTHING AND FURS	\$ 99,753	\$ 5,364
LOCALLY STOLEN MOTOR VEHICLE	\$ 1,981,491	\$ 1,440,615
OFFICE EQUIPMENT	\$ 93,088	\$ 14,101
TV, RADIOS, CAMERAS, ETC.	\$ 27,282	\$ 768
FIREARMS	\$ 33,594	\$ 6,023
HOUSEHOLD GOODS	\$ 51,680	\$ 11,608
CONSUMABLE GOODS	\$ 23,382	\$ 4,262
LIVESTOCK		
MISCELLANEOUS	\$ 489,361	\$ 148,640
GRAND TOTAL	\$ 2,999,042	\$ 1,633,390

LAW ENFORCEMENT OFFICERS KILLED OR ASSAULTED

Type Of Activity	Total assaults by weapon	Type of Weapon				Type of Assignment						Officer assaults cleared	
		Firearm	Knife or other cutting instrument	Other dangerous weapon	Hands, fists, feet, etc.	Two-officer vehicle	One-officer vehicle		Detective or special assign.		Other		
							Alone	Asst	Alone	Ast	Alone		Asst
	A	B	C	D	E	F	G	H	I	J	K	L	M
1. Responding to disturbance call (family quarrels, person with firearm, etc.)	18		1	1	16		5	13					18
2. Burglaries in progress or pursuing burglary suspects													
3. Robberies in progress or pursuing robbery suspects	1				1			1					1
4. Attempting other arrests	4			1	3		1	3					4
5. Civil disorder (riot, mass disobedience, etc.)													
6. Handling, transporting, custody of prisoners	5				5			3		2			5
7. Investigating suspicious persons or circumstances	4	1			3		1	3					4
8. Ambush - no warning	1				1		1						1
9. Handling persons with mental illness													
10. Traffic pursuits and stops	15			10	5		3	10	1	1			13
11. All other	1			1				1					
12. TOTAL (1-11)	49	1	1	13	34		11	34	1	3			46
13. Number with personal injury	10			1	9								
14. Number without personal injury	39	1	1	12	25								

15. Time of Assaults	12 AM	2 AM	4 AM	6 AM	8 AM	10 AM	NOON	2 PM	4 PM	6 PM	8 PM	10 PM
	9	9	2		5		3	5	3	4	4	5

AGE, SEX AND RACE OF PERSONS ARRESTED
18 Years of age and over

CLASSIFICATIONS OF OFFENSES	UCR	SEX	AGE																TOT	RACE				
			18	19	20	21	22	23	24	25 29	30 34	35 39	40 44	45 49	50 54	55 59	60 64	65 OV		WHT	BLK	IND	ASN	PAC
MURDER/NONNEG MANSLAUGHTER	01A	M			1					1	1						1		4	2		2		
		F																						
MANSLAUGHTER BY NEGLIGENCE	01B	M																						
		F																						
RAPE	02	M	2	1								3		1			1		8	3		5		
		F																						
ROBBERY	03	M							1	2	2	3		1	2				11	3	5	9		
		F	1							1	2	1			1				6					
AGGRAVATED ASSAULT	04	M	1	7	1	2	1	3	3	16	23	14	11	3	2	1	6	1	95	44	9	62	7	
		F						1		5	7	3	7	1	2			2	28					
BURGLARY	05	M		1		1	1		1	6	4	3	1	5		1	1	1	26	17	3	12	1	
		F				1		1			2	1	2					7						
LARCENY	06	M		1	2	1				8	8	8	7	4	3	2			44	39	9	14	3	
		F			1					3	3	7		2		5			21					
MOTOR VEHICLE THEFT	07	M			1		1			3	3	4	4	1	1				18	15	2	9		
		F								3	2	2	1					8						
OTHER ASSAULTS	08	M		1	3	7	5	11	3	26	40	36	16	20	12	6	2	3	191	83	24	173	8	1
		F		4	4	3	4	3	3	18	23	18	10	5	4	2	2		103					
ARSON	09	M																			1	1		
		F									1	1						2						
FORGERY	10	M																		2			1	
		F								1		1		1				3						
FRAUD	11	M		1				1			2	1			3				8	6	3	1		
		F				1				1									2					
EMBEZZLEMENT	12	M							1				1						2	1			1	
		F																						
STOLEN PROPERTY	13	M									2	1	2		1				6	1	2	2	2	
		F								1									1					
VANDALISM	14	M		3	2			2	3	5	8	6	4	5	1	1	1	1	42	22	2	32	1	1
		F					3			1	2	1	6		2		2		17					
WEAPONS	15	M					3	2		4	1	2	3				1		16	7	4	5	1	
		F								1	2							3						
PROSTITUTION AND COMMERCIALIZED VICE	16	M																						
		F																						
PROSTITUTION	16A	M																						
		F																						

CLASSIFICATIONS OF OFFENSES	UCR	SEX	AGE																TOT	RACE				
			18	19	20	21	22	23	24	25 29	30 34	35 39	40 44	45 49	50 54	55 59	60 64	65 OV		WHT	BLK	IND	ASN	PAC
ASSISTING OR PROMOTING PROSTITUTION	16B	M																						
		F																						
PURCHASING PROSTITUTION	16C	M																						
		F																						
SEX OFFENSES	17	M						1		1		4	2	2		1			11	4		7		
		F																						
DRUG/SALE/MAN	180	M								1	5	5	4		1	1			17	10	6	7	1	
		F					1			4		1				1			7					
NARCOTICS	180A	M									1	1	1		1	1			5	4	1	2	1	
		F								2		1							3					
MARIJUANA	180B	M																						
		F																						
SYNTHETIC NARCOTICS	180C	M									1								1	1				
		F																						
OTHER/NON-NARCOTICS	180D	M								1	3	4	3						11	5	5	5		
		F					1			2						1			4					
DRUG/POSSESSION	185	M	2							1	6	6	2	3	3				23	16	6	7	3	
		F						1		1	2	2	3		1				10					
NARCOTICS	185E	M										2	1	1	2				6	8	2	1		
		F									1	1	3						5					
MARIJUANA	185F	M	2																2	1		1		
		F																						
SYNTHETIC NARCOTICS	185G	M								1	2	1							4	3	1	1		
		F									1								1					
OTHER/NON-NARCOTICS	185H	M									4	3	1	2	1				11	4	3	4	3	
		F						1		1		1			1				4					
GAMBLING	19	M																						
		F																						
BOOKMAKING	19A	M																						
		F																						
NUMBERS	19B	M																						
		F																						
OTHER GAMBLING	19C	M																						
		F																						
FAMILY/CHILD	20	M				1				1	3				1				6	2		7		
		F									1	2							3					
DRIVING INFLUENCE	21	M			5	3	5	3	8	25	24	24	13	12	10	9	2	6	149	133	11	61	6	
		F		4	2	1	4	1	2	9	10	10	7	4	5	2		2	63					
LIQUOR LAWS	22	M														1			1					
		F																						

CLASSIFICATIONS OF OFFENSES	UCR	SEX	AGE																TOT	RACE				
			18	19	20	21	22	23	24	25 29	30 34	35 39	40 44	45 49	50 54	55 59	60 64	65 OV		WHT	BLK	IND	ASN	PAC
DRUNKENNESS	23	M																		1				
		F									1								1					
DISORDERLY CONDUCT	24	M		1				1	1	3	4	3	1	1	1	1	1		18	10		18	1	
		F	1	2	1			1		2	1	1		2	1				12					
VAGRANCY	25	M																						
		F																						
ALL OTHER	26	M	4	5	2	6	3	3	11	37	52	44	41	17	20	20	8	13	286	198	37	145	16	3
		F	1	1	3	4	3	2	2	19	26	18	12	14	7	2	4	1	119					
SUSPICION	27	M																						
		F																						
HUMAN TRAFFICKING/COMMERCIAL SEX ACTS	30	M																						
		F																						
HUMAN TRAFFICKING/INVOLUNTAR Y SERVITUDE	31	M																						
		F																						
TOTAL BY SEX		M	9	21	17	21	19	27	32	140	188	167	112	75	61	44	24	25	982	619	124	580	52	5
		F	3	11	11	10	15	10	7	70	85	69	48	29	23	12	8	5	416					
GRAND TOTAL			12	32	28	31	34	37	39	210	273	236	160	104	84	56	32	30	1,398	619	124	580	52	5

AGE, SEX AND RACE OF PERSONS ARRESTED
under 18 Years of age

CLASSIFICATIONS OF OFFENSES	UCR	SEX	AGE						TOT	RACE				
			Under 10	10-12	13-14	15	16	17		WHT	BLK	IND	ASN	PAC
MURDER/NONNEG MANSLAUGHTER	01A	M			1	2		1	4	2	2			
		F												
MANSLAUGHTER BY NEGLIGENCE	01B	M												
		F												
RAPE	02	M	1	2	1		1		5	1		4		
		F												
ROBBERY	03	M			1		1		2			2		
		F												
AGGRAVATED ASSAULT	04	M		1	2	2	2		7	5	1	5		
		F			3			1	4					
BURGLARY	05	M		3	3		1		7	4		2		
		F												
LARCENY	06	M			4		1		5	3	1	2	2	
		F		1			2		3					
MOTOR VEHICLE THEFT	07	M												
		F												
OTHER ASSAULTS	08	M		2	8	2	3	5	20	13	4	13	2	
		F		2	3	2	6		13					
ARSON	09	M												
		F												
FORGERY	10	M												
		F												
FRAUD	11	M												
		F												
EMBEZZLEMENT	12	M												
		F												
STOLEN PROPERTY	13	M												
		F												
VANDALISM	14	M		1	3	1	3	2	10	6	2	4		
		F					1	1	2					

CLASSIFICATIONS OF OFFENSES	UCR	SEX	AGE						TOT	RACE				
			Under 10	10-12	13-14	15	16	17		WHT	BLK	IND	ASN	PAC
WEAPONS	15	M		1	1		1	1	4	1	1	1	1	
		F												
PROSTITUTION AND COMMERCIALIZED VICE	16	M												
		F												
PROSTITUTION	16A	M												
		F												
ASSISTING OR PROMOTING PROSTITUTION	16B	M												
		F												
PURCHASING PROSTITUTION	16C	M												
		F												
SEX OFFENSES	17	M		1	1				2	1		1		
		F												
DRUG/SALE/MAN	180	M			1		3	2	6	4		9		
		F		1	3	1	1	1	7					
NARCOTICS	180A	M												
		F												
MARIJUANA	180B	M			1		3	2	6	4		9		
		F		1	3	1	1	1	7					
SYNTHETIC NARCOTICS	180C	M												
		F												
OTHER/NON-NARCOTICS	180D	M												
		F												
DRUG/POSSESSION	185	M		1	2		1	2	6	4		1		
		F												
NARCOTICS	185E	M												
		F												
MARIJUANA	185F	M		1	2		1	2	6	4		1		
		F												
SYNTHETIC NARCOTICS	185G	M												
		F												
OTHER/NON-NARCOTICS	185H	M												
		F												
GAMBLING	19	M												
		F												

CLASSIFICATIONS OF OFFENSES	UCR	SEX	AGE						TOT	RACE				
			Under 10	10-12	13-14	15	16	17		WHT	BLK	IND	ASN	PAC
BOOKMAKING	19A	M												
		F												
NUMBERS	19B	M												
		F												
OTHER GAMBLING	19C	M												
		F												
FAMILY/CHILD	20	M												
		F												
DRIVING INFLUENCE	21	M									1			
		F						1	1					
LIQUOR LAWS	22	M								1				
		F						1	1					
DRUNKENNESS	23	M												
		F												
DISORDERLY CONDUCT	24	M						1	1	2				
		F				1			1					
VAGRANCY	25	M												
		F												
ALL OTHER	26	M			1			2	3	2	1	1		
		F					1		1					
SUSPICION	27	M												
		F												
CURFEW	28	M												
		F												
RUN-AWAYS	29	M												
		F												
HUMAN TRAFFICKING/COMMERCIAL SEX ACTS	30	M												
		F												
HUMAN TRAFFICKING/INVOLUNTARY SERVITUDE	31	M												
		F												
TOTAL BY SEX		M	1	12	29	7	17	16	82	49	13	45	5	
		F		4	9	4	11	5	33					
GRAND TOTAL			1	16	38	11	28	21	115	49	13	45	5	0

MONTHLY RETURN OF ARSON OFFENSES KNOWN TO LAW ENFORCEMENT

1 PROPERTY CLASSIFICATION	2 Offenses Reported or Known to Police (Include Unfounded and attempts)	3 Unfounded, i.e. False or Baseless Complaints	4 Number of Actual Offenses (Column 2 Minus Column 3) Include Attempt)	5 Total Offenses Cleared by Arrest or Exceptional Means (Include Column 6)	6 Number of Clearances Involving Only Persons Under 18 Years of Age	7 Offenses Where Structures Uninhabited, Abandoned, or not Normally in Use	8 Estimated Value of Property Damage
STRUCTURAL							
A. Single Occupancy Residential: Houses, Townhouses, Duplexes, etc.							
B. Other Residential: Apartments, Tenements, Flats, Hotels, Motels, Inns, Dormitories, Boarding Houses, etc.	1		1	1			\$ 20,000
C. Storage: Barns, Garages, Warehouses, etc.							
D. Industrial/Manufacturing							
E. Other Commercial: Stores, Restaurants, Offices, etc.							
F. Community/Public: Churches, Jails, Schools, Colleges, Hospitals, etc.							
G. All Other Structure: Out Buildings, Monuments, Buildings Under Construction, etc.							
TOTAL STRUCTURAL	1		1	1			\$ 20,000
MOBILE							
H. Motor Vehicles: Automobiles, Trucks, Buses, Motorcycles, etc.: UCR Definition	5		5	1			\$ 27,501
I. Other Mobile Property: Trailers, Recreational Vehicles, Airplanes, Boats, etc.	1		1	1			\$ 1
TOTAL MOBILE	6		6	2			\$ 27,502
OTHER							
J. TOTAL OTHER Crops, Timber, Fences, Signs, etc.	1		1	1			\$ 1
TOTAL OTHER	1		1	1			\$ 1
GRAND TOTAL	8		8	4			\$ 47,503

Grand Total for arson include both attempted and completed. Attempted arsons will not have an associated property type of value.

HUMAN TRAFFICKING OFFENSES

(1) Human Trafficking Classification	(2) Offenses Reported	(3) Unfounded Offenses	(4) Actual Offenses	(5) Offenses Cleared	(6) Juveniles Only
Commercial Sex Acts					
Involuntary Servitude					
GRAND TOTAL					

RETURN A - MONTHLY RETURN OF OFFENSES KNOWN TO POLICE

(1) Classification of Offense	(2) Offenses Reported	(3) Unfounded Offenses	(4) Actual Offenses	(5) Offenses Cleared	(6) Juveniles Only
CRIMINAL HOMICIDE					
MURDER/NONNEG MANSLAUGHTER	4		4	4	
MANSLAUGHTER BY NEGLIGENCE					
TOTAL	4		4	4	
RAPE					
RAPE	76	1	75	22	1
ATTEMPTS TO COMMIT RAPE	4		4		
TOTAL	80	1	79	22	1
ROBBERY					
FIREARM	9	1	8	1	
KNIFE/CUTTING INSTRUMENT	1		1		
OTHER DANGEROUS WEAPON	4		4	3	
STRONG-ARM (HANDS, FISTS)	18		18	6	
TOTAL	32	1	31	10	
ASSAULT					
KNIFE OR CUTTING INSTRUMENT	66		66	45	2
FIREARM	69		69	40	
OTHER DANGEROUS WEAPON	79		79	45	4
HANDS, FIST, FEET, AGGRAVATED	66		66	56	3
OTHER ASSAULTS - SIMPLE	708		708	411	24
TOTAL	988		988	597	33
BURGLARY					
FORCIBLE ENTRY	99		99	13	1
UNLAWFUL ENTRY - NO FORCE	48		48	12	3
ATTEMPTED FORCIBLE ENTRY	9		9	1	
TOTAL	156		156	26	4
LARCENY-THEFT					
THEFT (EX MOTOR VEHICLE)	657	3	654	80	4
TOTAL	657	3	654	80	4
MOTOR VEHICLE THEFT					
AUTOS	114	3	111	16	
TRUCKS AND BUSES	56		56	8	
OTHER VEHICLES	20		20	2	
TOTAL	190	3	187	26	
GRAND TOTAL	2,107	8	2,099	765	42

PROPERTY STOLEN BY CLASSIFICATION

CLASSIFICATION OF OFFENSES	NUMBER ACTUAL OFFENSES	VALUE OF PROPERTY STOLEN
MURDER AND NONNEGLIGENT MANSLAUGHTER	4	
RAPE	79	\$ 1
ROBBERY		
HIGHWAY (STREET, ALLEYS, ETC.)	15	\$ 51,364
COMMERCIAL HOUSE	6	\$ 1,791
GAS OR SERVICE STATION	1	\$ 12,000
CONVENIENCE STORE	1	\$ 60
RESIDENCE	5	\$ 4,632
BANK	0	
MISCELLANEOUS	3	\$ 229
TOTAL ROBBERY	31	\$ 70,076
BURGLARY		
RESIDENCE (DWELLING)		
NIGHT (6PM-6AM)	16	\$ 62,704
DAY (6AM-6PM)	22	\$ 10,184
UNKNOWN	26	\$ 204,698
NON-RESIDENCE (STORE ETC.)		
NIGHT (6PM-6AM)	34	\$ 59,598
DAY (6AM-6PM)	26	\$ 23,679
UNKNOWN	32	\$ 50,760
TOTAL BURGLARY	156	\$ 411,623
LARCENY-THEFT		
\$200 AND OVER	329	\$ 1,199,999
\$50 TO \$200	123	\$ 13,036
UNDER \$50	202	\$ 2,534
TOTAL	654	\$ 1,215,569
6X. NATURE OF LARCENIES UNDER ITEM 6		
POCKET-PICKING	8	\$ 8,063
PURSE-SNATCHING	3	\$ 479
SHOPLIFTING	193	\$ 66,859
FROM MOTOR VEHICLE	114	\$ 602,472
MOTOR VEHICLE PARTS AND ACCESSORIES	50	\$ 83,996
BICYCLES	3	\$ 2,651
FROM BUILDING (EX C&H)	129	\$ 259,419
FROM COIN-OP MACHINES	1	\$ 1
ALL OTHER	153	\$ 191,629
TOTAL LARCENY	654	\$ 1,215,569
MOTOR VEHICLE THEFT		
STOLEN & RECOVERED LOCALLY	111	
STOLEN LOCALLY & RECOVERED OTHER	4	
TOTAL STOLEN OTHER & RECOVERED LOCAL	150	
STOLEN IN OTHER JURIS & RECOVERED LOCALLY	4	
TOTAL MOTOR VEHICLE THEFT	187	\$ 1,688,861
GRAND TOTAL	1,111	\$ 3,386,130

PROPERTY BY TYPE AND VALUE

Type of Property (1)	Monetary Value of Property Stolen in Your Jurisdiction	
	STOLEN (2)	RECOVERED (3)
CURRENCY, NOTES, ETC.	\$ 874,616	\$ 118,011
JEWELRY & PRECIOUS METALS	\$ 61,258	\$ 151
CLOTHING AND FURS	\$ 59,500	\$ 3,732
LOCALLY STOLEN MOTOR VEHICLE	\$ 1,717,086	\$ 1,492,776
OFFICE EQUIPMENT	\$ 89,040	\$ 6,156
TV, RADIOS, CAMERAS, ETC.	\$ 19,187	\$ 1,394
FIREARMS	\$ 31,635	\$ 5,302
HOUSEHOLD GOODS	\$ 30,132	\$ 2,707
CONSUMABLE GOODS	\$ 29,451	\$ 4,167
LIVESTOCK		
MISCELLANEOUS	\$ 474,220	\$ 30,802
GRAND TOTAL	\$ 3,386,125	\$ 1,665,198

LAW ENFORCEMENT OFFICERS KILLED OR ASSAULTED

Type Of Activity	Total assaults by weapon	Type of Weapon				Type of Assignment						Officer assaults cleared	
		Firearm	Knife or other cutting instrument	Other dangerous weapon	Hands, fists, feet, etc.	Two-officer vehicle	One-officer vehicle		Detective or special assign.		Other		
							Alone	Asst	Alone	Asst	Alone		Asst
	A	B	C	D	E	F	G	H	I	J	K	L	M
1. Responding to disturbance call (family quarrels, person with firearm, etc.)	36				36	4	3	28		1			33
2. Burglaries in progress or pursuing burglary suspects													
3. Robberies in progress or pursuing robbery suspects													
4. Attempting other arrests	12			1	11	1	2	9					12
5. Civil disorder (riot, mass disobedience, etc.)													
6. Handling, transporting, custody of prisoners	9				9	1	1	6	1				9
7. Investigating suspicious persons or circumstances	5				5			5					5
8. Ambush - no warning													
9. Handling persons with mental illness	3	2			1	1		2					3
10. Traffic pursuits and stops	3			2	1		1	2					3
11. All other	8				8	2	1	5					8
12. TOTAL (1-11)	76	2		3	71	9	8	57	1	1			73
13. Number with personal injury	19	1		1	17								
14. Number without personal injury	57	1		2	54								

15. Time of Assaults	12 AM	2 AM	4 AM	6 AM	8 AM	10 AM	NOON	2 PM	4 PM	6 PM	8 PM	10 PM
	11	4	5	3		5	7	18	2	5	8	8

AGE, SEX AND RACE OF PERSONS ARRESTED
18 Years of age and over

CLASSIFICATIONS OF OFFENSES	UCR	SEX	AGE																	TOT	RACE				
			18	19	20	21	22	23	24	25 29	30 34	35 39	40 44	45 49	50 54	55 59	60 64	65 OV	WHT		BLK	IND	ASN	PAC	
MURDER/NONNEG MANSLAUGHTER	01A	M			1		1			1	1							4	1		4				
		F		1														1							
MANSLAUGHTER BY NEGLIGENCE	01B	M																							
		F																							
RAPE	02	M				3		1		4	1	1			1			11	5		7				
		F										1						1							
ROBBERY	03	M		2						2	2	2						8	4		3	2			
		F									1							1							
AGGRAVATED ASSAULT	04	M	1	2	2	2	2	3	1	16	17	15	13	8	5	8	3	2	100	39	12	72	8		
		F		1	1			3	1	6	7	5		2		1	2	2	31						
BURGLARY	05	M					1			3	2	1	2	1	1	1	1	1	14	11	2	4	1		
		F						1		1	2								4						
LARCENY	06	M	1					3	1	4	9	5	9	6	2	1	1	1	43	40	4	20	3		
		F		1			1	1	1	1	7	7	3	3					25						
MOTOR VEHICLE THEFT	07	M		1	1				2	3	4	3		2				16	9	4	8	2			
		F								4	3							7							
OTHER ASSAULTS	08	M	2	5	1	4	3	10	9	27	33	21	23	11	8	7	2	1	167	99	29	146	4		
		F	7	4	4	3	1	4	3	23	16	15	12	7	5	6	2	2	114						
ARSON	09	M									1				1			2	2		1				
		F								1								1							
FORGERY	10	M								1	1	1						3	1	2					
		F																							
FRAUD	11	M									1		2					3	3	1	2	1			
		F								1		3						4							
EMBEZZLEMENT	12	M													1			1	2			1			
		F		1									1					2				1			
STOLEN PROPERTY	13	M								1	2		1					4	3		2				
		F								1								1							
VANDALISM	14	M			4	2	5	2	1	9	13	4	4	2	2	1		1	50	37	4	23	3		
		F	2			1	1			4	3	3	1	1	1			17							
WEAPONS	15	M					2	1		2	3	3	3	3				1	18	12	4	4			
		F								1			1					2							
PROSTITUTION AND COMMERCIALIZED VICE	16	M									1							1			1				
		F																							
PROSTITUTION	16A	M									1							1			1				
		F																							

CLASSIFICATIONS OF OFFENSES	UCR	SEX	AGE																	TOT	RACE				
			18	19	20	21	22	23	24	25 29	30 34	35 39	40 44	45 49	50 54	55 59	60 64	65 OV	WHT		BLK	IND	ASN	PAC	
ASSISTING OR PROMOTING PROSTITUTION	16B	M																							
		F																							
PURCHASING PROSTITUTION	16C	M																							
		F																							
SEX OFFENSES	17	M	1						1	1	2	2		2	1	1	2		13	4	1	9	1		
		F									1			1					2						
DRUG/SALE/MAN	180	M								1		3		3	1				8	5	1	2	1		
		F								1									1						
NARCOTICS	180A	M										1			1				2	2		1			
		F								1									1						
MARIJUANA	180B	M																							
		F																							
SYNTHETIC NARCOTICS	180C	M										1		1					2		1		1		
		F																							
OTHER/NON-NARCOTICS	180D	M								1		1		2					4	3		1			
		F																							
DRUG/POSSESSION	185	M							1	1	6	4	1	3	3	1	1	1	22	17	3	7	3		
		F			1		1			1	1	1	2	1					8						
NARCOTICS	185E	M								1	1		1	3		1			7	6	1	2	1		
		F										1	1	1					3						
MARIJUANA	185F	M																		1					
		F			1														1						
SYNTHETIC NARCOTICS	185G	M									1								1	1					
		F																							
OTHER/NON-NARCOTICS	185H	M							1		4	4			3		1	1	14	9	2	5	2		
		F					1			1	1		1						4						
GAMBLING	19	M																							
		F																							
BOOKMAKING	19A	M																							
		F																							
NUMBERS	19B	M																							
		F																							
OTHER GAMBLING	19C	M																							
		F																							
FAMILY/CHILD	20	M									2								2	3		5			
		F						1			3	2							6						
DRIVING INFLUENCE	21	M	1	4	6	7	6	4	8	28	24	23	17	11	14	14	4	8	179	157	7	76	10		
		F	1	2			4	1	1	18	15	11	9	4	4	5	1	2	78						
LIQUOR LAWS	22	M									1		1						2			2			
		F																							

CLASSIFICATIONS OF OFFENSES	UCR	SEX	AGE																TOT	RACE				
			18	19	20	21	22	23	24	25 29	30 34	35 39	40 44	45 49	50 54	55 59	60 64	65 OV		WHT	BLK	IND	ASN	PAC
DRUNKENNESS	23	M																						
		F																						
DISORDERLY CONDUCT	24	M	2			3	1		2	6	3	8	7	1	1	2		1	37	12	4	43	1	
		F	1		1		1		3	2	5	4	1	3	2				23					
VAGRANCY	25	M																						
		F																						
ALL OTHER	26	M	3	4	7	6	12	11	6	40	49	39	42	19	13	27	14	7	299	194	32	180	13	2
		F	2	2	2	2	3	3	2	19	16	24	20	13	9	8	2		127					
SUSPICION	27	M																						
		F																						
HUMAN TRAFFICKING/COMMERCIAL SEX ACTS	30	M																						
		F																						
HUMAN TRAFFICKING/INVOLUNTARY SERVITUDE	31	M																						
		F																						
TOTAL BY SEX		M	11	18	22	27	33	35	32	150	178	135	125	72	54	63	28	24	1,007	660	110	621	54	2
		F	13	12	9	6	12	14	11	84	80	76	50	35	21	20	7	6	456					
GRAND TOTAL			24	30	31	33	45	49	43	234	258	211	175	107	75	83	35	30	1,463	660	110	621	54	2

AGE, SEX AND RACE OF PERSONS ARRESTED
under 18 Years of age

CLASSIFICATIONS OF OFFENSES	UCR	SEX	AGE						TOT	RACE				
			Under 10	10-12	13-14	15	16	17		WHT	BLK	IND	ASN	PAC
MURDER/NONNEG MANSLAUGHTER	01A	M												
		F												
MANSLAUGHTER BY NEGLIGENCE	01B	M												
		F												
RAPE	02	M					1		1		1			
		F												
ROBBERY	03	M												
		F												
AGGRAVATED ASSAULT	04	M	1	1	2	1		1	6	2	3	1	1	
		F			1			1	2					
BURGLARY	05	M			1				1			1		
		F												
LARCENY	06	M				1	1	1	3	3	2			
		F			1			1	2					
MOTOR VEHICLE THEFT	07	M												
		F												
OTHER ASSAULTS	08	M		1		3	3	1	8	8	4	5	2	
		F			5		2	4	11					
ARSON	09	M												
		F												
FORGERY	10	M												
		F												
FRAUD	11	M												
		F												
EMBEZZLEMENT	12	M						1	1				1	
		F												
STOLEN PROPERTY	13	M												
		F												
VANDALISM	14	M		1			2	1	4	1		6		
		F			2			1	3					

CLASSIFICATIONS OF OFFENSES	UCR	SEX	AGE						TOT	RACE				
			Under 10	10-12	13-14	15	16	17		WHT	BLK	IND	ASN	PAC
WEAPONS	15	M												
		F												
PROSTITUTION AND COMMERCIALIZED VICE	16	M												
		F												
PROSTITUTION	16A	M												
		F												
ASSISTING OR PROMOTING PROSTITUTION	16B	M												
		F												
PURCHASING PROSTITUTION	16C	M												
		F												
SEX OFFENSES	17	M				1		1	2			2		
		F												
DRUG/SALE/MAN	180	M												
		F												
NARCOTICS	180A	M												
		F												
MARIJUANA	180B	M												
		F												
SYNTHETIC NARCOTICS	180C	M												
		F												
OTHER/NON-NARCOTICS	180D	M												
		F												
DRUG/POSSESSION	185	M			3	2			5	7		1		
		F			1	1	1		3					
NARCOTICS	185E	M												
		F												
MARIJUANA	185F	M			3	2			5	7		1		
		F			1	1	1		3					
SYNTHETIC NARCOTICS	185G	M												
		F												
OTHER/NON-NARCOTICS	185H	M												
		F												
GAMBLING	19	M												
		F												

CLASSIFICATIONS OF OFFENSES	UCR	SEX	AGE						TOT	RACE				
			Under 10	10-12	13-14	15	16	17		WHT	BLK	IND	ASN	PAC
BOOKMAKING	19A	M												
		F												
NUMBERS	19B	M												
		F												
OTHER GAMBLING	19C	M												
		F												
FAMILY/CHILD	20	M												
		F												
DRIVING INFLUENCE	21	M					1		1	1				
		F						1	1					
LIQUOR LAWS	22	M								1				
		F			1				1					
DRUNKENNESS	23	M												
		F												
DISORDERLY CONDUCT	24	M						1	1	1		1		
		F						1	1					
VAGRANCY	25	M												
		F												
ALL OTHER	26	M				2	4	5	11	6		5		
		F												
SUSPICION	27	M												
		F												
CURFEW	28	M												
		F												
RUN-AWAYS	29	M												
		F												
HUMAN TRAFFICKING/COMMERCIAL SEX ACTS	30	M												
		F												
HUMAN TRAFFICKING/INVOLUNTARY SERVITUDE	31	M												
		F												
TOTAL BY SEX		M	1	3	6	10	12	12	44	30	10	22	4	
		F			11	1	3	9	24					
GRAND TOTAL			1	3	17	11	15	21	68	30	10	22	4	0

MONTHLY RETURN OF ARSON OFFENSES KNOWN TO LAW ENFORCEMENT

1 PROPERTY CLASSIFICATION	2 Offenses Reported or Known to Police (Include Unfounded and attempts)	3 Unfounded, i.e. False or Baseless Complaints	4 Number of Actual Offenses (Column 2 Minus Column 3) Include Attempt	5 Total Offenses Cleared by Arrest or Exceptional Means (Include Column 6)	6 Number of Clearances Involving Only Persons Under 18 Years of Age	7 Offenses Where Structures Uninhabited, Abandoned, or not Normally in Use	8 Estimated Value of Property Damage
STRUCTURAL							
A. Single Occupancy Residential: Houses, Townhouses, Duplexes, etc.	3		3	2			\$ 1,002
B. Other Residential: Apartments, Tenements, Flats, Hotels, Motels, Inns, Dormitories, Boarding Houses, etc.	3		3	2		1	\$ 116,169
C. Storage: Barns, Garages, Warehouses, etc.							
D. Industrial/Manufacturing	1		1				\$ 450,000
E. Other Commercial: Stores, Restaurants, Offices, etc.	5		5	2			\$ 10,601
F. Community/Public: Churches, Jails, Schools, Colleges, Hospitals, etc.							
G. All Other Structure: Out Buildings, Monuments, Buildings Under Construction, etc.	1		1				\$ 920,000
TOTAL STRUCTURAL	13		13	6		1	\$ 1,497,772
MOBILE							
H. Motor Vehicles: Automobiles, Trucks, Buses, Motorcycles, etc.: UCR Definition							
I. Other Mobile Property: Trailers, Recreational Vehicles, Airplanes, Boats, etc.							
TOTAL MOBILE							
OTHER							
J. TOTAL OTHER Crops, Timber, Fences, Signs, etc.	3		3				\$ 13,505
TOTAL OTHER	3		3				\$ 13,505
GRAND TOTAL	16		16	6		1	\$ 1,511,277

Grand Total for arson include both attempted and completed. Attempted arsons will not have an associated property type of value.

HUMAN TRAFFICKING OFFENSES

(1) Human Trafficking Classification	(2) Offenses Reported	(3) Unfounded Offenses	(4) Actual Offenses	(5) Offenses Cleared	(6) Juveniles Only
Commercial Sex Acts					
Involuntary Servitude					
GRAND TOTAL					

RETURN A - MONTHLY RETURN OF OFFENSES KNOWN TO POLICE

(1) Classification of Offense	(2) Offenses Reported	(3) Unfounded Offenses	(4) Actual Offenses	(5) Offenses Cleared	(6) Juveniles Only
CRIMINAL HOMICIDE					
MURDER/NONNEG MANSLAUGHTER	24		24	21	3
MANSLAUGHTER BY NEGLIGENCE	3		3	1	
TOTAL	27		27	22	3
RAPE					
RAPE	291		291	117	27
ATTEMPTS TO COMMIT RAPE	15		15	8	2
TOTAL	306		306	125	29
ROBBERY					
FIREARM	6		6	3	
KNIFE/CUTTING INSTRUMENT	2		2	1	
OTHER DANGEROUS WEAPON	12		12	5	2
STRONG-ARM (HANDS, FISTS)	22		22	14	1
TOTAL	42		42	23	3
ASSAULT					
KNIFE OR CUTTING INSTRUMENT	165		165	125	8
FIREARM	238		238	162	5
OTHER DANGEROUS WEAPON	270		270	212	18
HANDS, FIST, FEET, AGGRAVATED	291		291	204	6
OTHER ASSAULTS - SIMPLE	2,320		2,320	1,461	156
TOTAL	3,284		3,284	2,164	193
BURGLARY					
FORCIBLE ENTRY	313		313	59	9
UNLAWFUL ENTRY - NO FORCE	162		162	48	11
ATTEMPTED FORCIBLE ENTRY	26		26	14	2
TOTAL	501		501	121	22
LARCENY-THEFT					
THEFT (EX MOTOR VEHICLE)	1,108		1,108	115	17
TOTAL	1,108		1,108	115	17
MOTOR VEHICLE THEFT					
AUTOS	107		107	26	1
TRUCKS AND BUSES	149		149	30	4
OTHER VEHICLES	84		84	12	5
TOTAL	340		340	68	10
GRAND TOTAL	5,608		5,608	2,638	277

PROPERTY STOLEN BY CLASSIFICATION

CLASSIFICATION OF OFFENSES	NUMBER ACTUAL OFFENSES	VALUE OF PROPERTY STOLEN
MURDER AND NONNEGLIGENT MANSLAUGHTER	24	
RAPE	306	\$ 820
ROBBERY		
HIGHWAY (STREET, ALLEYS, ETC.)	11	\$ 2,549
COMMERCIAL HOUSE	3	\$ 1,714
GAS OR SERVICE STATION	1	\$ 1,053
CONVENIENCE STORE	3	\$ 2,291
RESIDENCE	17	\$ 18,065
BANK	0	
MISCELLANEOUS	7	\$ 5,183
TOTAL ROBBERY	42	\$ 30,855
BURGLARY		
RESIDENCE (DWELLING)		
NIGHT (6PM-6AM)	110	\$ 176,441
DAY (6AM-6PM)	157	\$ 290,541
UNKNOWN	47	\$ 148,799
NON-RESIDENCE (STORE ETC.)		
NIGHT (6PM-6AM)	84	\$ 154,354
DAY (6AM-6PM)	72	\$ 84,029
UNKNOWN	31	\$ 96,375
TOTAL BURGLARY	501	\$ 950,539
LARCENY-THEFT		
\$200 AND OVER	561	\$ 1,798,141
\$50 TO \$200	89	\$ 9,811
UNDER \$50	458	\$ 1,734
TOTAL	1,108	\$ 1,809,686
6X. NATURE OF LARCENIES UNDER ITEM 6		
POCKET-PICKING	0	
PURSE-SNATCHING	1	\$ 452
SHOPLIFTING	114	\$ 8,018
FROM MOTOR VEHICLE	136	\$ 146,345
MOTOR VEHICLE PARTS AND ACCESSORIES	238	\$ 274,382
BICYCLES	27	\$ 10,289
FROM BUILDING (EX C&H)	166	\$ 389,764
FROM COIN-OP MACHINES	0	
ALL OTHER	426	\$ 980,436
TOTAL LARCENY	1,108	\$ 1,809,686
MOTOR VEHICLE THEFT		
STOLEN & RECOVERED LOCALLY	0	
STOLEN LOCALLY & RECOVERED OTHER	0	
TOTAL STOLEN OTHER & RECOVERED LOCAL	167	
STOLEN IN OTHER JURIS & RECOVERED LOCALLY	0	
TOTAL MOTOR VEHICLE THEFT	340	\$ 1,951,792
GRAND TOTAL	2,321	\$ 4,743,692

PROPERTY BY TYPE AND VALUE

Type of Property (1)	Monetary Value of Property Stolen in Your Jurisdiction	
	STOLEN (2)	RECOVERED (3)
CURRENCY, NOTES, ETC.	\$ 259,499	\$ 59,397
JEWELRY & PRECIOUS METALS	\$ 253,535	\$ 253
CLOTHING AND FURS	\$ 24,041	\$ 2,588
LOCALLY STOLEN MOTOR VEHICLE	\$ 2,045,228	\$ 825,332
OFFICE EQUIPMENT	\$ 53,779	\$ 292
TV, RADIOS, CAMERAS, ETC.	\$ 44,515	\$ 1,427
FIREARMS	\$ 92,375	\$ 10,353
HOUSEHOLD GOODS	\$ 135,355	\$ 7,489
CONSUMABLE GOODS	\$ 75,082	\$ 3,313
LIVESTOCK	\$ 151	\$ 150
MISCELLANEOUS	\$ 1,757,620	\$ 129,796
GRAND TOTAL	\$ 4,741,180	\$ 1,040,390

LAW ENFORCEMENT OFFICERS KILLED OR ASSAULTED

Type Of Activity	Total assaults by weapon	Type of Weapon				Type of Assignment						Officer assaults cleared	
		Firearm	Knife or other cutting instrument	Other dangerous weapon	Hands, fists, feet, etc.	Two-officer vehicle	One-officer vehicle		Detective or special assign.		Other		
							Alone	Asst	Alone	Ast	Alone		Asst
	A	B	C	D	E	F	G	H	I	J	K	L	M
1. Responding to disturbance call (family quarrels, person with firearm, etc.)	55	8	3	5	39	11	16	27				1	48
2. Burglaries in progress or pursuing burglary suspects	1				1		1						1
3. Robberies in progress or pursuing robbery suspects													
4. Attempting other arrests	6	1		1	4	2	1	3					6
5. Civil disorder (riot, mass disobedience, etc.)													
6. Handling, transporting, custody of prisoners	2				2			2					2
7. Investigating suspicious persons or circumstances	4	1		1	2		4						4
8. Ambush - no warning													
9. Handling persons with mental illness	1				1	1							1
10. Traffic pursuits and stops	16	1		3	12		4	12					14
11. All other	8		1	1	6	2	3	3					7
12. TOTAL (1-11)	93	11	4	11	67	16	29	47				1	83
13. Number with personal injury	36	1		1	34								
14. Number without personal injury	57	10	4	10	33								

15. Time of Assaults	12 AM	2 AM	4 AM	6 AM	8 AM	10 AM	NOON	2 PM	4 PM	6 PM	8 PM	10 PM
	16	9	1	1	1	2	9	15	14	12	7	6

AGE, SEX AND RACE OF PERSONS ARRESTED
18 Years of age and over

CLASSIFICATIONS OF OFFENSES	UCR	SEX	AGE																TOT	RACE				
			18	19	20	21	22	23	24	25 29	30 34	35 39	40 44	45 49	50 54	55 59	60 64	65 OV		WHT	BLK	IND	ASN	PAC
MURDER/NONNEG MANSLAUGHTER	01A	M			1		1	2		4		1	3	1	1	2	1		17	6	1	11		
		F		1															1					
MANSLAUGHTER BY NEGLIGENCE	01B	M																		1				
		F										1							1					
RAPE	02	M	14	4	6	5	1	3	1	4	5	5	1	3	4		3		59	13	5	41	1	
		F										1							1					
ROBBERY	03	M								2	3	2	3	2					12	6		7	1	
		F							1	1									2					
AGGRAVATED ASSAULT	04	M	9	12	7	10	11	13	10	62	53	55	54	23	21	17	13	7	377	174	11	269	4	1
		F	1		6	2		1	4	12	16	12	9	4	2	3	1	9	82					
BURGLARY	05	M	1	3	1		5		1	14	12	8	11	3		5			64	58		28	2	
		F				1				2	11	3	4	2	1				24					
LARCENY	06	M			1	1	1	1	2	9	14	13	6	6	2			1	57	60	1	15		
		F				1				3	7	4	1	1		1		1	19					
MOTOR VEHICLE THEFT	07	M	1	1	2		1	2		7	8	4	3	3					32	34	1	9	2	1
		F		1						5	4	3	1	1					15					
OTHER ASSAULTS	08	M	5	12	9	13	12	15	27	109	131	113	87	49	43	23	18	14	680	396	21	509	12	2
		F	8	14	4	8	11	7	6	31	50	37	27	20	10	16	8	4	261					
ARSON	09	M										1							1	1		3	1	
		F						1			1		2						4					
FORGERY	10	M									1								1	1	1			
		F							1										1					
FRAUD	11	M								2					2				4	1	1	3		
		F	1																1					
EMBEZZLEMENT	12	M																						
		F																						
STOLEN PROPERTY	13	M									1		1						2	2		1		
		F										1							1					
VANDALISM	14	M	3	4	5	2	6	4	4	13	28	19	16	9	3	3	2	2	123	104	5	61	2	
		F	2	2	2	1	2		3	6	12	6	5	1	3	3	1		49					
WEAPONS	15	M	2	1	1	2	1	1		11	7	4	5	5	2	3	1	1	47	35	3	9	1	2
		F									1	1	1						3					
PROSTITUTION AND COMMERCIALIZED VICE	16	M							2	1	1	3				2			9	6		3		
		F																						

CLASSIFICATIONS OF OFFENSES	UCR	SEX	AGE																	TOT	RACE				
			18	19	20	21	22	23	24	25 29	30 34	35 39	40 44	45 49	50 54	55 59	60 64	65 OV	WHT		BLK	IND	ASN	PAC	
PROSTITUTION	16A	M																							
		F																							
ASSISTING OR PROMOTING PROSTITUTION	16B	M																							
		F																							
PURCHASING PROSTITUTION	16C	M							2	1	1	3				2			9	6		3			
		F																							
SEX OFFENSES	17	M	7	1			1	3		3	2		3	1			4	2	27	11		15		1	
		F																							
DRUG/SALE/MAN	180	M			1	1	1	1		5	7	12	6	4	1		3		42	30	7	18	2	1	
		F						1	1	5	5	1	1	1		1		16							
NARCOTICS	180A	M			1					2	6	4	4	2	1		1		21	16	2	10	1		
		F						1		2	3	1		1				8							
MARIJUANA	180B	M																							
		F																							
SYNTHETIC NARCOTICS	180C	M				1				2	1	1	1					6	4	1	3				
		F								1	1							2							
OTHER/NON-NARCOTICS	180D	M					1	1		1		7	1	2			2	15	10	4	5	1	1		
		F							1	2	1		1			1		6							
DRUG/POSSESSION	185	M	2	1	2			1	2	8	12	14	6	2	4	6	2	2	64	71	5	26	6		
		F		2	2	1	1	2		6	8	10	8	2	1	1		44							
NARCOTICS	185E	M	1					1		3	3	3	3		2	3	1	20	25	3	5	1			
		F				1		1		2	1	4	4	1				14							
MARIJUANA	185F	M	1															1	2		1				
		F			2													2							
SYNTHETIC NARCOTICS	185G	M									1							1	2		1				
		F									1		1					2							
OTHER/NON-NARCOTICS	185H	M		1	2				2	5	8	11	3	2	2	3	1	2	42	42	2	19	5		
		F		2			1	1		4	6	6	3	1	1	1		26							
GAMBLING	19	M																							
		F																							
BOOKMAKING	19A	M																							
		F																							
NUMBERS	19B	M																							
		F																							
OTHER GAMBLING	19C	M																							
		F																							
FAMILY/CHILD	20	M										1						1	2						
		F										1						1							

CLASSIFICATIONS OF OFFENSES	UCR	SEX	AGE																	TOT	RACE				
			18	19	20	21	22	23	24	25 29	30 34	35 39	40 44	45 49	50 54	55 59	60 64	65 OV	WHT		BLK	IND	ASN	PAC	
DRIVING INFLUENCE	21	M	8	16	20	18	18	11	8	97	85	72	64	57	35	43	24	30	606	611	21	205	11		
		F	4	9	5	4	6	3	8	39	49	29	39	20	16	8	9	4	252						
LIQUOR LAWS	22	M	1	5	2	2			2	2	7	3	1	2		2		1	30	7	1	32	2		
		F	3	1					2		2	1		1				2	12						
DRUNKENNESS	23	M																							
		F																							
DISORDERLY CONDUCT	24	M	1	2	1	4			2	9	9	6	6	2	4	3	1	1	51	23	1	44	2		
		F			2			1		3	4	2	2	4		1			19						
VAGRANCY	25	M																							
		F																							
ALL OTHER	26	M	17	21	25	28	32	41	31	204	254	260	226	155	151	144	116	150	1,855	1,542	35	473	81	11	
		F	4	6	4	5	6	5	8	50	66	67	41	46	17	22	18	14	379						
SUSPICION	27	M																							
		F																							
HUMAN TRAFFICKING/COMMERCIAL SEX ACTS	30	M																							
		F																							
HUMAN TRAFFICKING/INVOLUNTAR Y SERVITUDE	31	M																							
		F																							
TOTAL BY SEX		M	71	83	84	86	91	98	92	566	640	596	502	327	273	253	188	211	4,161	3,195	120	1,782	130	19	
		F	23	36	25	23	26	21	34	163	236	180	141	103	50	56	37	34	1,188						
GRAND TOTAL			94	119	109	109	117	119	126	729	876	776	643	430	323	309	225	245	5,349	3,195	120	1,782	130	19	

AGE, SEX AND RACE OF PERSONS ARRESTED
under 18 Years of age

CLASSIFICATIONS OF OFFENSES	UCR	Sex	AGE						TOT	RACE				
			Under 10	10-12	13-14	15	16	17		WHT	BLK	IND	ASN	PAC
MURDER/NONNEG MANSLAUGHTER	01A	M												
		F												
MANSLAUGHTER BY NEGLIGENCE	01B	M												
		F												
RAPE	02	M	1	4	4	1	1	2	13	6	1	7		
		F					1		1					
ROBBERY	03	M			1		2		3	1	1	1		
		F												
AGGRAVATED ASSAULT	04	M		2	6	3	4	4	19	12	1	10		
		F			3		2		5					
BURGLARY	05	M		5	11	6	8		30	11		23		
		F		3			2		5					
LARCENY	06	M		1	5		2		8	8		3		
		F			3				3					
MOTOR VEHICLE THEFT	07	M		1	3	1	1	2	8	3		6		
		F				1			1					
OTHER ASSAULTS	08	M		4	14	14	14	11	57	51		38	1	
		F		3	11	5	6	8	33					
ARSON	09	M				1			1			1		
		F												
FORGERY	10	M												
		F												
FRAUD	11	M												
		F												
EMBEZZLEMENT	12	M												
		F												
STOLEN PROPERTY	13	M			1				1	1				
		F												
VANDALISM	14	M	1	5	4	6	5	3	24	14		19		
		F			5	1	2	1	9					

CLASSIFICATIONS OF OFFENSES	UCR	Sex	AGE						TOT	RACE				
			Under 10	10-12	13-14	15	16	17		WHT	BLK	IND	ASN	PAC
WEAPONS	15	M			2				2			1		
		F												
PROSTITUTION AND COMMERCIALIZED VICE	16	M												
		F												
PROSTITUTION	16A	M												
		F												
ASSISTING OR PROMOTING PROSTITUTION	16B	M												
		F												
PURCHASING PROSTITUTION	16C	M												
		F												
SEX OFFENSES	17	M			7	1	4	2	14	7		8		
		F			1			1	2					
DRUG/SALE/MAN	180	M												
		F												
NARCOTICS	180A	M												
		F												
MARIJUANA	180B	M												
		F												
SYNTHETIC NARCOTICS	180C	M												
		F												
OTHER/NON-NARCOTICS	180D	M												
		F												
DRUG/POSSESSION	185	M		1	2	2	1	2	8	9	1	2		1
		F		1		1	1	2	5					
NARCOTICS	185E	M												
		F												
MARIJUANA	185F	M		1	2	2	1	2	8	8	1	1		1
		F		1		1	1		3					
SYNTHETIC NARCOTICS	185G	M												
		F												
OTHER/NON-NARCOTICS	185H	M								1		1		
		F						2	2					
GAMBLING	19	M												
		F												

CLASSIFICATIONS OF OFFENSES	UCR	Sex	AGE						TOT	RACE				
			Under 10	10-12	13-14	15	16	17		WHT	BLK	IND	ASN	PAC
BOOKMAKING	19A	M												
		F												
NUMBERS	19B	M												
		F												
OTHER GAMBLING	19C	M												
		F												
FAMILY/CHILD	20	M												
		F												
DRIVING INFLUENCE	21	M				1	3	8	12	13	1	3		
		F					1	5	6					
LIQUOR LAWS	22	M			1	1		1	3	3		2		
		F			1			1	2					
DRUNKENNESS	23	M			1				1	1				
		F												
DISORDERLY CONDUCT	24	M					1	1	2	3				
		F				1			1					
VAGRANCY	25	M												
		F												
ALL OTHER	26	M		1	3	3	3	6	16	15		7		
		F			1	1	2	2	6					
SUSPICION	27	M												
		F												
CURFEW	28	M												
		F												
RUN-AWAYS	29	M												
		F												
HUMAN TRAFFICKING/COMMERCIAL SEX ACTS	30	M												
		F												
HUMAN TRAFFICKING/INVOLUNTARY SERVITUDE	31	M												
		F												
TOTAL BY SEX		M	2	24	65	40	49	42	222	158	5	131	1	1
		F		7	25	10	17	20	79					
GRAND TOTAL			2	31	90	50	66	62	301	158	5	131	1	1

MONTHLY RETURN OF ARSON OFFENSES KNOWN TO LAW ENFORCEMENT

1 PROPERTY CLASSIFICATION	2 Offenses Reported or Known to Police (Include Unfounded and attempts)	3 Unfounded, i.e. False or Baseless Complaints	4 Number of Actual Offenses (Column 2 Minus Column 3) Include Attempt)	5 Total Offenses Cleared by Arrest or Exceptional Means (Include Column 6)	6 Number of Clearances Involving Only Persons Under 18 Years of Age	7 Offenses Where Structures Uninhabited, Abandoned, or not Normally in Use	8 Estimated Value of Property Damage
STRUCTURAL							
A. Single Occupancy Residential: Houses, Townhouses, Duplexes, etc.	8		8	5			\$ 159,110
B. Other Residential: Apartments, Tenements, Flats, Hotels, Motels, Inns, Dormitories, Boarding Houses, etc.							
C. Storage: Barns, Garages, Warehouses, etc.							
D. Industrial/Manufacturing							
E. Other Commercial: Stores, Restaurants, Offices, etc.							
F. Community/Public: Churches, Jails, Schools, Colleges, Hospitals, etc.							
G. All Other Structure: Out Buildings, Monuments, Buildings Under Construction, etc.	1		1				\$ 500
TOTAL STRUCTURAL	9		9	5			\$ 159,610
MOBILE							
H. Motor Vehicles: Automobiles, Trucks, Buses, Motorcycles, etc.: UCR Definition	3		3	1			\$ 12,001
I. Other Mobile Property: Trailers, Recreational Vehicles, Airplanes, Boats, etc.	2		2	2			\$ 15,001
TOTAL MOBILE	5		5	3			\$ 27,002
OTHER							
J. TOTAL OTHER Crops, Timber, Fences, Signs, etc.							
TOTAL OTHER							
GRAND TOTAL	24		24	12	1		\$ 186,612

Grand Total for arson include both attempted and completed. Attempted arsons will not have an associated property type of value.

HUMAN TRAFFICKING OFFENSES

(1) Human Trafficking Classification	(2) Offenses Reported	(3) Unfounded Offenses	(4) Actual Offenses	(5) Offenses Cleared	(6) Juveniles Only
Commercial Sex Acts	5		5	2	
Involuntary Servitude					
GRAND TOTAL	5		5	2	

RETURN A - MONTHLY RETURN OF OFFENSES KNOWN TO POLICE

(1) Classification of Offense	(2) Offenses Reported	(3) Unfounded Offenses	(4) Actual Offenses	(5) Offenses Cleared	(6) Juveniles Only
CRIMINAL HOMICIDE					
MURDER/NONNEG MANSLAUGHTER	30	1	29	27	3
MANSLAUGHTER BY NEGLIGENCE					
TOTAL	30	1	29	27	3
RAPE					
RAPE	460	5	455	49	12
ATTEMPTS TO COMMIT RAPE	37		37	12	1
TOTAL	497	5	492	61	13
ROBBERY					
FIREARM	82	3	79	21	
KNIFE/CUTTING INSTRUMENT	32		32	14	1
OTHER DANGEROUS WEAPON	62		62	25	1
STRONG-ARM (HANDS, FISTS)	264	1	263	104	6
TOTAL	440	4	436	164	8
ASSAULT					
KNIFE OR CUTTING INSTRUMENT	447	1	446	320	20
FIREARM	509		509	278	10
OTHER DANGEROUS WEAPON	928		928	559	45
HANDS, FIST, FEET, AGGRAVATED	452	1	451	326	23
OTHER ASSAULTS - SIMPLE	4,196		4,196	2,425	285
TOTAL	6,532	2	6,530	3,908	383
BURGLARY					
FORCIBLE ENTRY	671		671	136	15
UNLAWFUL ENTRY - NO FORCE	406		406	118	2
ATTEMPTED FORCIBLE ENTRY	102		102	9	
TOTAL	1,179		1,179	263	17
LARCENY-THEFT					
THEFT (EX MOTOR VEHICLE)	5,640	35	5,605	737	56
TOTAL	5,640	35	5,605	737	56
MOTOR VEHICLE THEFT					
AUTOS	759	40	719	148	3
TRUCKS AND BUSES	311	12	299	59	
OTHER VEHICLES	98		98	10	
TOTAL	1,168	52	1,116	217	3
GRAND TOTAL	15,486	99	15,387	5,377	483

PROPERTY STOLEN BY CLASSIFICATION

CLASSIFICATION OF OFFENSES	NUMBER ACTUAL OFFENSES	VALUE OF PROPERTY STOLEN
MURDER AND NONNEGLIGENT MANSLAUGHTER	29	
RAPE	492	\$ 4,406
ROBBERY		
HIGHWAY (STREET, ALLEYS, ETC.)	193	\$ 222,385
COMMERCIAL HOUSE	84	\$ 39,768
GAS OR SERVICE STATION	23	\$ 75,972
CONVENIENCE STORE	21	\$ 2,222
RESIDENCE	63	\$ 137,568
BANK	1	\$ 351
MISCELLANEOUS	51	\$ 113,274
TOTAL ROBBERY	436	\$ 591,540
BURGLARY		
RESIDENCE (DWELLING)		
NIGHT (6PM-6AM)	174	\$ 316,078
DAY (6AM-6PM)	144	\$ 358,239
UNKNOWN	255	\$ 1,679,332
NON-RESIDENCE (STORE ETC.)		
NIGHT (6PM-6AM)	247	\$ 445,174
DAY (6AM-6PM)	149	\$ 202,935
UNKNOWN	210	\$ 709,329
TOTAL BURGLARY	1179	\$ 3,711,087
LARCENY-THEFT		
\$200 AND OVER	2,955	\$ 6,248,567
\$50 TO \$200	955	\$ 102,721
UNDER \$50	1,695	\$ 17,395
TOTAL	5,605	\$ 6,368,683
6X. NATURE OF LARCENIES UNDER ITEM 6		
POCKET-PICKING	29	\$ 7,288
PURSE-SNATCHING	2	\$ 370
SHOPLIFTING	1,452	\$ 507,216
FROM MOTOR VEHICLE	1,584	\$ 2,150,906
MOTOR VEHICLE PARTS AND ACCESSORIES	267	\$ 299,020
BICYCLES	267	\$ 249,562
FROM BUILDING (EX C&H)	865	\$ 1,493,702
FROM COIN-OP MACHINES	8	\$ 196
ALL OTHER	1,131	\$ 1,660,423
TOTAL LARCENY	5,605	\$ 6,368,683
MOTOR VEHICLE THEFT		
STOLEN & RECOVERED LOCALLY	991	
STOLEN LOCALLY & RECOVERED OTHER	56	
TOTAL STOLEN OTHER & RECOVERED LOCAL	1,047	
STOLEN IN OTHER JURIS & RECOVERED LOCALLY	31	
TOTAL MOTOR VEHICLE THEFT	1,116	\$ 12,063,240
GRAND TOTAL	8,857	\$ 22,738,956

PROPERTY BY TYPE AND VALUE

Type of Property (1)	Monetary Value of Property Stolen in Your Jurisdiction	
	STOLEN (2)	RECOVERED (3)
CURRENCY, NOTES, ETC.	\$ 1,352,603	\$ 27,587
JEWELRY & PRECIOUS METALS	\$ 1,258,818	\$ 13,618
CLOTHING AND FURS	\$ 832,719	\$ 106,522
LOCALLY STOLEN MOTOR VEHICLE	\$ 12,951,723	\$ 11,661,368
OFFICE EQUIPMENT	\$ 894,984	\$ 85,293
TV, RADIOS, CAMERAS, ETC.	\$ 413,120	\$ 27,882
FIREARMS	\$ 282,085	\$ 57,225
HOUSEHOLD GOODS	\$ 142,978	\$ 16,298
CONSUMABLE GOODS	\$ 185,782	\$ 20,328
LIVESTOCK		
MISCELLANEOUS	\$ 4,424,144	\$ 656,826
GRAND TOTAL	\$ 22,738,956	\$ 12,672,947

LAW ENFORCEMENT OFFICERS KILLED OR ASSAULTED

Type Of Activity	Total assaults by weapon	Type of Weapon				Type of Assignment						Officer assaults cleared	
		Firearm	Knife or other cutting instrument	Other dangerous weapon	Hands, fists, feet,etc.	Two-officer vehicle	One-officer vehicle		Detective or special assign.		Other		
							Alone	Asst	Alone	Asst	Alone		Asst
	A	B	C	D	E	F	G	H	I	J	K	L	M
1. Responding to disturbance call (family quarrels, person with firearm, etc.)	184	9		13	162	6	12	164		2			182
2. Burglaries in progress or pursuing burglary suspects	7	1	1		5		1	6					7
3. Robberies in progress or pursuing robbery suspects	2				2			1				1	2
4. Attempting other arrests	146	1	4	16	125	3	4	137		1	1		144
5. Civil disorder (riot, mass disobedience, etc.)	4				4			4					4
6. Handling, transporting, custody of prisoners	65			2	63	1	7	52	1	4			65
7. Investigating suspicious persons or circumstances	51	8	8	6	29	4	4	43					48
8. Ambush - no warning	1	1					1						1
9. Handling persons with mental illness	63	2		1	60	1	4	58					63
10. Traffic pursuits and stops	64	3	3	24	34	1	9	50	1	3			59
11. All other	30	8		2	20	3	2	25					29
12. TOTAL (1-11)	617	33	16	64	504	19	44	540	2	10	1	1	604
13. Number with personal injury	75	3	1	5	66								
14. Number without personal injury	542	30	15	59	438								

15. Time of Assaults	12 AM	2 AM	4 AM	6 AM	8 AM	10 AM	NOON	2 PM	4 PM	6 PM	8 PM	10 PM
	66	67	49	20	28	23	35	58	64	65	77	65

AGE, SEX AND RACE OF PERSONS ARRESTED
18 Years of age and over

CLASSIFICATIONS OF OFFENSES	UCR	SEX	AGE															TOT	RACE				
			18	19	20	21	22	23	24	25 29	30 34	35 39	40 44	45 49	50 54	55 59	60 64	65 OV	WHT	BLK	IND	ASN	PAC
MURDER/NONNEG MANSLAUGHTER	01A	M		1	2	1	2			1	2	4	2					15	5	4	6	1	
		F							1									1					
MANSLAUGHTER BY NEGLIGENCE	01B	M																					
		F																					
RAPE	02	M		1		3	2			4	4	7	3		2	2		28	8	4	15	2	
		F											1					1					
ROBBERY	03	M	2	8		2	3	1	8	23	19	22	9	6	6	2		111	54	28	50	13	
		F	1	1		1		2	1	5	6	6	6	2	1	1	1	34					
AGGRAVATED ASSAULT	04	M	12	20	18	22	19	19	24	116	133	101	85	45	39	42	14	722	350	154	400	89	
		F	3	9	7	9	8	12	8	54	45	40	27	14	17	8	5	271					
BURGLARY	05	M		4	2	3	3	1	2	24	45	40	18	16	5	5	5	179	113	29	63	18	
		F		1		1	1	5		8	12	5	5	2	1	2	1	44					
LARCENY	06	M	5	7	2	11	5	7	3	55	96	66	48	41	17	17	1	385	326	58	167	18	
		F	2	5	5	3	4	2	4	27	32	46	25	8	9	8	2	184					
MOTOR VEHICLE THEFT	07	M	1	3	3	3	4	2	7	29	40	22	18	8		1		141	91	28	59	19	
		F	1	1	3	5	1	2	2	13	14	8	5	1				56					
OTHER ASSAULTS	08	M	16	20	17	24	40	46	31	153	162	126	94	72	42	38	29	933	486	183	721	110	
		F	15	16	19	18	21	24	27	100	89	86	58	35	26	14	10	567					
ARSON	09	M	1		1			1		1	4	1	2	2	1		2	16	14	3	9		
		F				1				3		4	1	1				10					
FORGERY	10	M	1		1				1	2	4	3	1	1		3		17	20	3	6	4	
		F	1			1	1			5	1	5		2				16					
FRAUD	11	M			1	2		2	1	7	6	6	10	2	4	2	2	47	33	16	14	6	
		F			1	1			1	9	3	4	3					22					
EMBEZZLEMENT	12	M							1	1		1	2	2	3		1	11	13	2	3	5	
		F	2		2					1	1	1	2	1			2	12					
STOLEN PROPERTY	13	M			1		2			7	12	13	7	3	2		1	48	29	9	16	6	
		F					2			4	2	2	2					12					
VANDALISM	14	M	7	15	12	10	13	15	18	76	59	45	31	20	17	9	7	359	227	52	217	35	
		F	7	5	3	8	5	6	5	36	31	22	21	14	2	3	3	172					
WEAPONS	15	M	1	2	2	5	4	7	2	25	22	23	15	5	2	3	1	124	54	38	24	19	
		F				1				1	4	3	1				1	11					
PROSTITUTION AND COMMERCIALIZED VICE	16	M																					
		F																					

CLASSIFICATIONS OF OFFENSES	UCR	SEX	AGE																	TOT	RACE				
			18	19	20	21	22	23	24	25 29	30 34	35 39	40 44	45 49	50 54	55 59	60 64	65 OV	WHT		BLK	IND	ASN	PAC	
PROSTITUTION	16A	M																							
		F																							
ASSISTING OR PROMOTING PROSTITUTION	16B	M																							
		F																							
PURCHASING PROSTITUTION	16C	M																							
		F																							
SEX OFFENSES	17	M	1	1		1		2	1	11	22	22	9	17	11	16	11	10	135	31	9	96	5		
		F							1	1	1	1		1	1				6						
DRUG/SALE/MAN	180	M	1	1		2	1	1	2	5	6	12	6	3	3	5	2		50	34	15	13	4		
		F				1	1		1	5	5	2			1				16						
NARCOTICS	180A	M						1	1	1	1	4			2	4	1		15	13	5	2	2		
		F							1	3	2				1				7						
MARIJUANA	180B	M		1		1													2		1	1			
		F																							
SYNTHETIC NARCOTICS	180C	M	1				1				1	1	1	1	1				7	5	3		1		
		F									1	1							2						
OTHER/NON-NARCOTICS	180D	M				1			1	4	4	7	5	2		1	1		26	16	6	10	1		
		F				1	1			2	2	1							7						
DRUG/POSSESSION	185	M	3	1	2	2	2	7	5	20	56	44	31	19	13	8	1	1	215	144	41	74	29		
		F		2	2	2	3	1		12	23	11	12	1	1	3			73						
NARCOTICS	185E	M				1	1	1		11	12	11	9	8	5	4	1		64	51	12	18	7		
		F		1						4	8	4	6			1			24						
MARIJUANA	185F	M	2																2	1	1	1			
		F								1									1						
SYNTHETIC NARCOTICS	185G	M	1		1			2			6	1	3						14	10	6	3			
		F									4		1						5						
OTHER/NON-NARCOTICS	185H	M		1	1	1	1	4	5	9	38	32	19	11	8	4		1	135	82	22	52	22		
		F		1	2	2	3	1		7	11	7	5	1	1	2			43						
GAMBLING	19	M																							
		F																							
BOOKMAKING	19A	M																							
		F																							
NUMBERS	19B	M																							
		F																							
OTHER GAMBLING	19C	M																							
		F																							
FAMILY/CHILD	20	M		1		2	2			5	12	9	3	2	1				37	23	3	84	2		
		F	1		3	3	1	2	7	13	24	17	3			1			75						

CLASSIFICATIONS OF OFFENSES	UCR	SEX	AGE																	TOT	RACE				
			18	19	20	21	22	23	24	25 29	30 34	35 39	40 44	45 49	50 54	55 59	60 64	65 OV	WHT		BLK	IND	ASN	PAC	
DRIVING INFLUENCE	21	M	5	11	14	25	28	21	32	148	178	111	88	54	48	41	30	27	861	660	123	345	90		
		F	4	3	9	14	13	8	11	62	77	50	45	21	13	14	6	7	357						
LIQUOR LAWS	22	M		1															1	1	1				
		F		1															1						
DRUNKENNESS	23	M														1			1	1		1			
		F									1								1						
DISORDERLY CONDUCT	24	M	4	2	2		1	2	4	15	17	23	15	6	5	6	1		103	33	15	105	5		
		F	1			1	3	6	2	12	9	8	2	5	4	1	1		55						
VAGRANCY	25	M																							
		F																							
ALL OTHER	26	M	11	17	24	29	25	28	38	205	262	220	187	89	64	58	26	36	1,319	789	255	678	124		
		F	6	5	15	21	13	19	15	105	92	92	48	35	32	12	8	9	527						
SUSPICION	27	M																							
		F																							
HUMAN TRAFFICKING/COMMERCIAL SEX ACTS	30	M																							
		F																							
HUMAN TRAFFICKING/INVOLUNTAR Y SERVITUDE	31	M																							
		F																							
TOTAL BY SEX		M	71	116	104	147	156	162	180	933	1,161	921	684	413	285	259	132	134	5,858	3,539	1,073	3,166	604		
		F	44	49	69	91	77	89	86	476	471	414	267	143	108	67	39	34	2,524						
GRAND TOTAL			115	165	173	238	233	251	266	1,409	1,632	1,335	951	556	393	326	171	168	8,382	3,539	1,073	3,166	604	0	

AGE, SEX AND RACE OF PERSONS ARRESTED
under 18 Years of age

CLASSIFICATIONS OF OFFENSES	UCR	Sex	AGE							TOT	RACE				
			Under 10	10-12	13-14	15	16	17	WHT		BLK	IND	ASN	PAC	
MURDER/NONNEG MANSLAUGHTER	01A	M			1	3		1	5	3	2	1			
		F						1	1						
MANSLAUGHTER BY NEGLIGENCE	01B	M													
		F													
RAPE	02	M			2	2		1	5	2	2	2			
		F					1		1						
ROBBERY	03	M			5	2	3	1	11	4	5	2	2		
		F					1	1	2						
AGGRAVATED ASSAULT	04	M	3	17	14	7	9	8	58	39	13	21	11		
		F		2	9	4	4	7	26						
BURGLARY	05	M			8	3	3	2	16	7	1	9	4		
		F		1		1	2	1	5						
LARCENY	06	M		1	17	6	6	1	31	27	8	14	5		
		F		3	9	3	1	7	23						
MOTOR VEHICLE THEFT	07	M			1				1	1		1	1		
		F					1	1	2						
OTHER ASSAULTS	08	M	1	18	35	24	9	17	104	97	24	73	16		
		F		9	35	11	37	14	106						
ARSON	09	M			2				2	1		1			
		F													
FORGERY	10	M													
		F													
FRAUD	11	M			1		1	1	3	2	4	1			
		F			3		1		4						
EMBEZZLEMENT	12	M						1	1	1			1		
		F						1	1						
STOLEN PROPERTY	13	M				1			1	1					
		F													
VANDALISM	14	M	2	6	21	9	7	12	57	36	8	28	1		
		F			6	3	2	5	16						

CLASSIFICATIONS OF OFFENSES	UCR	Sex	AGE							TOT	RACE				
			Under 10	10-12	13-14	15	16	17	WHT		BLK	IND	ASN	PAC	
WEAPONS	15	M		1	2	1	2	3	9	4	2	2	1		
		F													
PROSTITUTION AND COMMERCIALIZED VICE	16	M													
		F													
PROSTITUTION	16A	M													
		F													
ASSISTING OR PROMOTING PROSTITUTION	16B	M													
		F													
PURCHASING PROSTITUTION	16C	M													
		F													
SEX OFFENSES	17	M		2	4		1		7	4	1	1	1		
		F													
DRUG/SALE/MAN	180	M			2		6	2	10	6		10	2		
		F		1	3	1	1	2	8						
NARCOTICS	180A	M													
		F													
MARIJUANA	180B	M			2		6	2	10	6		10	2		
		F		1	3	1	1	2	8						
SYNTHETIC NARCOTICS	180C	M													
		F													
OTHER/NON-NARCOTICS	180D	M													
		F													
DRUG/POSSESSION	185	M		2	7	7	5	8	29	34	6	16	3		
		F		2	11	8	4	5	30						
NARCOTICS	185E	M						1	1	1					
		F													
MARIJUANA	185F	M		2	6	7	5	7	27	32	6	16	3		
		F		2	11	8	4	5	30						
SYNTHETIC NARCOTICS	185G	M			1				1	1					
		F													
OTHER/NON-NARCOTICS	185H	M													
		F													
GAMBLING	19	M													
		F													

CLASSIFICATIONS OF OFFENSES	UCR	Sex	AGE						TOT	RACE				
			Under 10	10-12	13-14	15	16	17		WHT	BLK	IND	ASN	PAC
BOOKMAKING	19A	M												
		F												
NUMBERS	19B	M												
		F												
OTHER GAMBLING	19C	M												
		F												
FAMILY/CHILD	20	M												
		F												
DRIVING INFLUENCE	21	M						2	2	1	1	3		
		F						3	3					
LIQUOR LAWS	22	M						2	2	3	1	2		
		F			1	1	1	1	4					
DRUNKENNESS	23	M										2		
		F				1	1		2					
DISORDERLY CONDUCT	24	M			1			2	3			2	1	
		F												
VAGRANCY	25	M												
		F												
ALL OTHER	26	M		5	5	5	4	5	24	22	4	9	5	
		F			4	2	3	7	16					
SUSPICION	27	M												
		F												
CURFEW	28	M												
		F												
RUN-AWAYS	29	M												
		F												
HUMAN TRAFFICKING/COMMERCIAL SEX ACTS	30	M												
		F												
HUMAN TRAFFICKING/INVOLUNTARY SERVITUDE	31	M												
		F												
TOTAL BY SEX		M	6	52	128	70	56	69	381	295	82	200	54	
		F		18	81	35	60	56	250					
GRAND TOTAL			6	70	209	105	116	125	631	295	82	200	54	0

MONTHLY RETURN OF ARSON OFFENSES KNOWN TO LAW ENFORCEMENT

1 PROPERTY CLASSIFICATION	2 Offenses Reported or Known to Police (Include Unfounded and attempts)	3 Unfounded, i.e. False or Baseless Complaints	4 Number of Actual Offenses (Column 2 Minus Column 3) Include Attempt	5 Total Offenses Cleared by Arrest or Exceptional Means (Include Column 6)	6 Number of Clearances Involving Only Persons Under 18 Years of Age	7 Offenses Where Structures Uninhabited, Abandoned, or not Normally in Use	8 Estimated Value of Property Damage
STRUCTURAL							
A. Single Occupancy Residential: Houses, Townhouses, Duplexes, etc.	11		11	4		1	\$ 730,848
B. Other Residential: Apartments, Tenements, Flats, Hotels, Motels, Inns, Dormitories, Boarding Houses, etc.	14		14	10	1	1	\$ 2,258,414
C. Storage: Barns, Garages, Warehouses, etc.	2		2			2	\$ 335,000
D. Industrial/Manufacturing							
E. Other Commercial: Stores, Restaurants, Offices, etc.	10		10	4		3	\$ 163,628
F. Community/Public: Churches, Jails, Schools, Colleges, Hospitals, etc.	4		4	1			\$ 25,371
G. All Other Structure: Out Buildings, Monuments, Buildings Under Construction, etc.	8		8	2		8	\$ 195,598
TOTAL STRUCTURAL	49		49	21	1	15	\$ 3,708,859
MOBILE							
H. Motor Vehicles: Automobiles, Trucks, Buses, Motorcycles, etc.: UCR Definition	26		26	4			\$ 262,730
I. Other Mobile Property: Trailers, Recreational Vehicles, Airplanes, Boats, etc.	1		1				
TOTAL MOBILE	27		27	4			\$ 262,730
OTHER							
J. TOTAL OTHER Crops, Timber, Fences, Signs, etc.	60		60	14	1		\$ 214,547
TOTAL OTHER	60		60	14	1		\$ 214,547
GRAND TOTAL	136		136	39	2	15	\$ 4,186,136

Grand Total for arson include both attempted and completed. Attempted arsons will not have an associated property type of value.

HUMAN TRAFFICKING OFFENSES

(1) Human Trafficking Classification	(2) Offenses Reported	(3) Unfounded Offenses	(4) Actual Offenses	(5) Offenses Cleared	(6) Juveniles Only
Commercial Sex Acts	1		1	1	
Involuntary Servitude					
GRAND TOTAL	1		1	1	

RETURN A - MONTHLY RETURN OF OFFENSES KNOWN TO POLICE

(1) Classification of Offense	(2) Offenses Reported	(3) Unfounded Offenses	(4) Actual Offenses	(5) Offenses Cleared	(6) Juveniles Only
CRIMINAL HOMICIDE					
MURDER/NONNEG MANSLAUGHTER	1		1	1	
MANSLAUGHTER BY NEGLIGENCE					
TOTAL	1		1	1	
RAPE					
RAPE	16		16	6	
ATTEMPTS TO COMMIT RAPE					
TOTAL	16		16	6	
ROBBERY					
FIREARM	1		1		
KNIFE/CUTTING INSTRUMENT	1		1		
OTHER DANGEROUS WEAPON					
STRONG-ARM (HANDS, FISTS)					
TOTAL	2		2		
ASSAULT					
KNIFE OR CUTTING INSTRUMENT	27		27	22	1
FIREARM	10		10	6	
OTHER DANGEROUS WEAPON	19		19	14	
HANDS, FIST, FEET, AGGRAVATED	24		24	14	
OTHER ASSAULTS - SIMPLE	257		257	183	
TOTAL	337		337	239	1
BURGLARY					
FORCIBLE ENTRY	15		15	1	
UNLAWFUL ENTRY - NO FORCE	3		3		
ATTEMPTED FORCIBLE ENTRY					
TOTAL	18		18	1	
LARCENY-THEFT					
THEFT (EX MOTOR VEHICLE)	11		11	4	
TOTAL	11		11	4	
MOTOR VEHICLE THEFT					
AUTOS	1		1	1	
TRUCKS AND BUSES	2		2		
OTHER VEHICLES	7		7		
TOTAL	10		10	1	
GRAND TOTAL	395		395	252	1

PROPERTY STOLEN BY CLASSIFICATION

CLASSIFICATION OF OFFENSES	NUMBER ACTUAL OFFENSES	VALUE OF PROPERTY STOLEN
MURDER AND NONNEGLIGENT MANSLAUGHTER	1	
RAPE	16	
ROBBERY		
HIGHWAY (STREET, ALLEYS, ETC.)	2	\$ 801
COMMERCIAL HOUSE	0	
GAS OR SERVICE STATION	0	
CONVENIENCE STORE	0	
RESIDENCE	0	
BANK	0	
MISCELLANEOUS	0	
TOTAL ROBBERY	2	\$ 801
BURGLARY		
RESIDENCE (DWELLING)		
NIGHT (6PM-6AM)	1	\$ 4,500
DAY (6AM-6PM)	0	
UNKNOWN	4	\$ 2,250
NON-RESIDENCE (STORE ETC.)		
NIGHT (6PM-6AM)	1	\$ 1,000
DAY (6AM-6PM)	0	
UNKNOWN	12	\$ 4,804
TOTAL BURGLARY	18	\$ 12,554
LARCENY-THEFT		
\$200 AND OVER	9	\$ 14,027
\$50 TO \$200	1	\$ 71
UNDER \$50	1	\$ 29
TOTAL	11	\$ 14,127
6X. NATURE OF LARCENIES UNDER ITEM 6		
POCKET-PICKING	0	
PURSE-SNATCHING	0	
SHOPLIFTING	6	\$ 5,574
FROM MOTOR VEHICLE	1	\$ 6,899
MOTOR VEHICLE PARTS AND ACCESSORIES	0	
BICYCLES	1	\$ 200
FROM BUILDING (EX C&H)	3	\$ 1,454
FROM COIN-OP MACHINES	0	
ALL OTHER	0	
TOTAL LARCENY	11	\$ 14,127
MOTOR VEHICLE THEFT		
STOLEN & RECOVERED LOCALLY	0	
STOLEN LOCALLY & RECOVERED OTHER	0	
TOTAL STOLEN OTHER & RECOVERED LOCAL	0	
STOLEN IN OTHER JURIS & RECOVERED LOCALLY	0	
TOTAL MOTOR VEHICLE THEFT	10	\$ 103,602
GRAND TOTAL	58	\$ 131,084

PROPERTY BY TYPE AND VALUE

Type of Property (1)	Monetary Value of Property Stolen in Your Jurisdiction	
	STOLEN (2)	RECOVERED (3)
CURRENCY, NOTES, ETC.	\$ 2,654	
JEWELRY & PRECIOUS METALS		
CLOTHING AND FURS	\$ 1,273	
LOCALLY STOLEN MOTOR VEHICLE	\$ 103,602	
OFFICE EQUIPMENT	\$ 499	
TV, RADIOS, CAMERAS, ETC.		
FIREARMS		
HOUSEHOLD GOODS		
CONSUMABLE GOODS	\$ 5,958	
LIVESTOCK		
MISCELLANEOUS	\$ 17,098	
GRAND TOTAL	\$ 131,084	

LAW ENFORCEMENT OFFICERS KILLED OR ASSAULTED

Type Of Activity	Total assaults by weapon	Type of Weapon				Type of Assignment						Officer assaults cleared	
		Firearm	Knife or other cutting instrument	Other dangerous weapon	Hands, fists, feet, etc.	Two-officer vehicle	One-officer vehicle		Detective or special assign.		Other		
							Alone	Asst	Alone	Ast	Alone		Asst
	A	B	C	D	E	F	G	H	I	J	K	L	M
1. Responding to disturbance call (family quarrels, person with firearm, etc.)	14	1		2	11	3	3	7			1		14
2. Burglaries in progress or pursuing burglary suspects													
3. Robberies in progress or pursuing robbery suspects													
4. Attempting other arrests	1			1				1					
5. Civil disorder (riot, mass disobedience, etc.)													
6. Handling, transporting, custody of prisoners													
7. Investigating suspicious persons or circumstances													
8. Ambush - no warning													
9. Handling persons with mental illness	2		2				2						2
10. Traffic pursuits and stops													
11. All other	1	1						1					1
12. TOTAL (1-11)	18	2	2	3	11	3	5	9			1		17
13. Number with personal injury	4				4								
14. Number without personal injury	14	2	2	3	7								

15. Time of Assaults	12 AM	2 AM	4 AM	6 AM	8 AM	10 AM	NOON	2 PM	4 PM	6 PM	8 PM	10 PM
	10	1	2			1	2			1		1

AGE, SEX AND RACE OF PERSONS ARRESTED
18 Years of age and over

CLASSIFICATIONS OF OFFENSES	UCR	SEX	AGE																	TOT	RACE				
			18	19	20	21	22	23	24	25 29	30 34	35 39	40 44	45 49	50 54	55 59	60 64	65 OV	WHT		BLK	IND	ASN	PAC	
MURDER/NONNEG MANSLAUGHTER	01A	M				1													1			1			
		F																							
MANSLAUGHTER BY NEGLIGENCE	01B	M																							
		F																							
RAPE	02	M								2	1		1	1				1	6	1		5			
		F																							
ROBBERY	03	M																							
		F																							
AGGRAVATED ASSAULT	04	M			1		1	1		10	2	2	3	3	1	1	1		26	1		40			
		F	1			1			2	4	4	1			1			1	15						
BURGLARY	05	M											1						1			1			
		F																							
LARCENY	06	M								1		2							3	1		2			
		F																							
MOTOR VEHICLE THEFT	07	M																				1			
		F										1							1						
OTHER ASSAULTS	08	M			3		4	1	5	28	15	18	9	9	5	3	3		103	2	1	160			
		F	1	1	1		4		4	11	12	13	9	2		1	1		60						
ARSON	09	M										1							1			1			
		F																							
FORGERY	10	M																							
		F																							
FRAUD	11	M																							
		F																							
EMBEZZLEMENT	12	M																							
		F																							
STOLEN PROPERTY	13	M										1							1	1	1				
		F																							
VANDALISM	14	M		2				2	1	1	1	1	1						9			10			
		F																1	1						
WEAPONS	15	M																							
		F																							
PROSTITUTION AND COMMERCIALIZED VICE	16	M									1								1			1			
		F																							

CLASSIFICATIONS OF OFFENSES	UCR	SEX	AGE																	TOT	RACE				
			18	19	20	21	22	23	24	25 29	30 34	35 39	40 44	45 49	50 54	55 59	60 64	65 OV	WHT		BLK	IND	ASN	PAC	
PROSTITUTION	16A	M									1							1			1				
		F																							
ASSISTING OR PROMOTING PROSTITUTION	16B	M																							
		F																							
PURCHASING PROSTITUTION	16C	M																							
		F																							
SEX OFFENSES	17	M									1		2					3			4				
		F									1							1							
DRUG/SALE/MAN	180	M																							
		F																							
NARCOTICS	180A	M																							
		F																							
MARIJUANA	180B	M																							
		F																							
SYNTHETIC NARCOTICS	180C	M																							
		F																							
OTHER/NON-NARCOTICS	180D	M																							
		F																							
DRUG/POSSESSION	185	M																							
		F																							
NARCOTICS	185E	M																							
		F																							
MARIJUANA	185F	M																							
		F																							
SYNTHETIC NARCOTICS	185G	M																							
		F																							
OTHER/NON-NARCOTICS	185H	M																							
		F																							
GAMBLING	19	M																							
		F																							
BOOKMAKING	19A	M																							
		F																							
NUMBERS	19B	M																							
		F																							
OTHER GAMBLING	19C	M																							
		F																							
FAMILY/CHILD	20	M																							
		F																							

CLASSIFICATIONS OF OFFENSES	UCR	SEX	AGE																TOT	RACE				
			18	19	20	21	22	23	24	25 29	30 34	35 39	40 44	45 49	50 54	55 59	60 64	65 OV		WHT	BLK	IND	ASN	PAC
DRIVING INFLUENCE	21	M							1	2	1	3	1						8	1		18		
		F		1						2	3	1	1	1	1		1		11					
LIQUOR LAWS	22	M																						
		F																						
DRUNKENNESS	23	M																						
		F																						
DISORDERLY CONDUCT	24	M	2				1		2	7	5	2	6	4	1	4	2		36	1		69		
		F	2	3	1	1	1	1	2	6	6	2	4	2	4				35					
VAGRANCY	25	M																						
		F																						
ALL OTHER	26	M	2		1		1	1		8	4	9	8	4	1	1	5	1	46	2	2	70		
		F	2				1			1	2	4	5	1	7	4	1		28					
SUSPICION	27	M																						
		F																						
HUMAN TRAFFICKING/COMMERCIAL SEX ACTS	30	M																						
		F																						
HUMAN TRAFFICKING/INVOLUNTAR Y SERVITUDE	31	M																						
		F																						
TOTAL BY SEX		M	4	2	5	1	7	5	9	59	31	39	32	21	8	9	12	1	245	10	3	383		
		F	6	5	2	2	6	1	8	24	28	22	19	6	13	5	3	2	152					
GRAND TOTAL			10	7	7	3	13	6	17	83	59	61	51	27	21	14	15	3	397	10	3	383	0	0

AGE, SEX AND RACE OF PERSONS ARRESTED
under 18 Years of age

CLASSIFICATIONS OF OFFENSES	UCR	Sex	AGE						TOT	RACE				
			Under 10	10-12	13-14	15	16	17		WHT	BLK	IND	ASN	PAC
MURDER/NONNEG MANSLAUGHTER	01A	M												
		F												
MANSLAUGHTER BY NEGLIGENCE	01B	M												
		F												
RAPE	02	M												
		F												
ROBBERY	03	M												
		F												
AGGRAVATED ASSAULT	04	M					1		1			1		
		F												
BURGLARY	05	M												
		F												
LARCENY	06	M												
		F												
MOTOR VEHICLE THEFT	07	M												
		F												
OTHER ASSAULTS	08	M												
		F												
ARSON	09	M												
		F												
FORGERY	10	M												
		F												
FRAUD	11	M												
		F												
EMBEZZLEMENT	12	M												
		F												
STOLEN PROPERTY	13	M												
		F												
VANDALISM	14	M												
		F												

CLASSIFICATIONS OF OFFENSES	UCR	Sex	AGE							TOT	RACE				
			Under 10	10-12	13-14	15	16	17	WHT		BLK	IND	ASN	PAC	
WEAPONS	15	M													
		F													
PROSTITUTION AND COMMERCIALIZED VICE	16	M													
		F													
PROSTITUTION	16A	M													
		F													
ASSISTING OR PROMOTING PROSTITUTION	16B	M													
		F													
PURCHASING PROSTITUTION	16C	M													
		F													
SEX OFFENSES	17	M													
		F													
DRUG/SALE/MAN	180	M													
		F													
NARCOTICS	180A	M													
		F													
MARIJUANA	180B	M													
		F													
SYNTHETIC NARCOTICS	180C	M													
		F													
OTHER/NON-NARCOTICS	180D	M													
		F													
DRUG/POSSESSION	185	M													
		F													
NARCOTICS	185E	M													
		F													
MARIJUANA	185F	M													
		F													
SYNTHETIC NARCOTICS	185G	M													
		F													
OTHER/NON-NARCOTICS	185H	M													
		F													
GAMBLING	19	M													
		F													

CLASSIFICATIONS OF OFFENSES	UCR	Sex	AGE						TOT	RACE				
			Under 10	10-12	13-14	15	16	17		WHT	BLK	IND	ASN	PAC
BOOKMAKING	19A	M												
		F												
NUMBERS	19B	M												
		F												
OTHER GAMBLING	19C	M												
		F												
FAMILY/CHILD	20	M												
		F												
DRIVING INFLUENCE	21	M												
		F												
LIQUOR LAWS	22	M												
		F												
DRUNKENNESS	23	M												
		F												
DISORDERLY CONDUCT	24	M												
		F												
VAGRANCY	25	M												
		F												
ALL OTHER	26	M												
		F												
SUSPICION	27	M												
		F												
CURFEW	28	M												
		F												
RUN-AWAYS	29	M												
		F												
HUMAN TRAFFICKING/COMMERCIAL SEX ACTS	30	M												
		F												
HUMAN TRAFFICKING/INVOLUNTARY SERVITUDE	31	M												
		F												
TOTAL BY SEX		M					1		1			1		
		F												
GRAND TOTAL			0	0	0	0	1	0	1	0	0	1	0	0

MONTHLY RETURN OF ARSON OFFENSES KNOWN TO LAW ENFORCEMENT

1 PROPERTY CLASSIFICATION	2 Offenses Reported or Known to Police (Include Unfounded and attempts)	3 Unfounded, i.e. False or Baseless Complaints	4 Number of Actual Offenses (Column 2 Minus Column 3) Include Attempt)	5 Total Offenses Cleared by Arrest or Exceptional Means (Include Column 6)	6 Number of Clearances Involving Only Persons Under 18 Years of Age	7 Offenses Where Structures Uninhabited, Abandoned, or not Normally in Use	8 Estimated Value of Property Damage
STRUCTURAL							
A. Single Occupancy Residential: Houses, Townhouses, Duplexes, etc.							
B. Other Residential: Apartments, Tenements, Flats, Hotels, Motels, Inns, Dormitories, Boarding Houses, etc.	1		1	1			\$ 1
C. Storage: Barns, Garages, Warehouses, etc.							
D. Industrial/Manufacturing							
E. Other Commercial: Stores, Restaurants, Offices, etc.	1		1				\$ 1
F. Community/Public: Churches, Jails, Schools, Colleges, Hospitals, etc.							
G. All Other Structure: Out Buildings, Monuments, Buildings Under Construction, etc.							
TOTAL STRUCTURAL	2		2	1			\$ 2
MOBILE							
H. Motor Vehicles: Automobiles, Trucks, Buses, Motorcycles, etc.: UCR Definition							
I. Other Mobile Property: Trailers, Recreational Vehicles, Airplanes, Boats, etc.							
TOTAL MOBILE							
OTHER							
J. TOTAL OTHER Crops, Timber, Fences, Signs, etc.							
TOTAL OTHER							
GRAND TOTAL	2		2	1			\$ 2

Grand Total for arson include both attempted and completed. Attempted arsons will not have an associated property type of value.

HUMAN TRAFFICKING OFFENSES

(1) Human Trafficking Classification	(2) Offenses Reported	(3) Unfounded Offenses	(4) Actual Offenses	(5) Offenses Cleared	(6) Juveniles Only
Commercial Sex Acts					
Involuntary Servitude					
GRAND TOTAL					

RETURN A - MONTHLY RETURN OF OFFENSES KNOWN TO POLICE

(1) Classification of Offense	(2) Offenses Reported	(3) Unfounded Offenses	(4) Actual Offenses	(5) Offenses Cleared	(6) Juveniles Only
CRIMINAL HOMICIDE					
MURDER/NONNEG MANSLAUGHTER					
MANSLAUGHTER BY NEGLIGENCE					
TOTAL					
RAPE					
RAPE	2		2		
ATTEMPTS TO COMMIT RAPE					
TOTAL	2		2		
ROBBERY					
FIREARM					
KNIFE/CUTTING INSTRUMENT					
OTHER DANGEROUS WEAPON					
STRONG-ARM (HANDS, FISTS)	1		1	1	
TOTAL	1		1	1	
ASSAULT					
KNIFE OR CUTTING INSTRUMENT					
FIREARM	1		1	1	
OTHER DANGEROUS WEAPON					
HANDS, FIST, FEET, AGGRAVATED	1		1		
OTHER ASSAULTS - SIMPLE	16		16	16	
TOTAL	18		18	17	
BURGLARY					
FORCIBLE ENTRY	3		3	1	
UNLAWFUL ENTRY - NO FORCE	1		1	2	1
ATTEMPTED FORCIBLE ENTRY					
TOTAL	4		4	3	1
LARCENY-THEFT					
THEFT (EX MOTOR VEHICLE)	5		5		
TOTAL	5		5		
MOTOR VEHICLE THEFT					
AUTOS					
TRUCKS AND BUSES					
OTHER VEHICLES					
TOTAL					
GRAND TOTAL	30		30	21	1

PROPERTY STOLEN BY CLASSIFICATION

CLASSIFICATION OF OFFENSES	NUMBER ACTUAL OFFENSES	VALUE OF PROPERTY STOLEN
MURDER AND NONNEGLIGENT MANSLAUGHTER	0	
RAPE	2	
ROBBERY		
HIGHWAY (STREET, ALLEYS, ETC.)	0	
COMMERCIAL HOUSE	0	
GAS OR SERVICE STATION	0	
CONVENIENCE STORE	1	\$ 249
RESIDENCE	0	
BANK	0	
MISCELLANEOUS	0	
TOTAL ROBBERY	1	\$ 249
BURGLARY		
RESIDENCE (DWELLING)		
NIGHT (6PM-6AM)	0	
DAY (6AM-6PM)	3	\$ 4,440
UNKNOWN	0	
NON-RESIDENCE (STORE ETC.)		
NIGHT (6PM-6AM)	0	
DAY (6AM-6PM)	1	\$ 2,703
UNKNOWN	0	
TOTAL BURGLARY	4	\$ 7,143
LARCENY-THEFT		
\$200 AND OVER	3	\$ 12,200
\$50 TO \$200	2	\$ 331
UNDER \$50	0	
TOTAL	5	\$ 12,531
6X. NATURE OF LARCENIES UNDER ITEM 6		
POCKET-PICKING	0	
PURSE-SNATCHING	0	
SHOPLIFTING	0	
FROM MOTOR VEHICLE	1	\$ 1,000
MOTOR VEHICLE PARTS AND ACCESSORIES	0	
BICYCLES	0	
FROM BUILDING (EX C&H)	2	\$ 1,355
FROM COIN-OP MACHINES	0	
ALL OTHER	2	\$ 10,176
TOTAL LARCENY	5	\$ 12,531
MOTOR VEHICLE THEFT		
STOLEN & RECOVERED LOCALLY	0	
STOLEN LOCALLY & RECOVERED OTHER	0	
TOTAL STOLEN OTHER & RECOVERED LOCAL	0	
STOLEN IN OTHER JURIS & RECOVERED LOCALLY	0	
TOTAL MOTOR VEHICLE THEFT	0	
GRAND TOTAL	12	\$ 19,923

PROPERTY BY TYPE AND VALUE

Type of Property (1)	Monetary Value of Property Stolen in Your Jurisdiction	
	STOLEN (2)	RECOVERED (3)
CURRENCY, NOTES, ETC.		
JEWELRY & PRECIOUS METALS		
CLOTHING AND FURS		
LOCALLY STOLEN MOTOR VEHICLE	\$ 2,000	
OFFICE EQUIPMENT		
TV, RADIOS, CAMERAS, ETC.	\$ 674	
FIREARMS	\$ 3,095	
HOUSEHOLD GOODS	\$ 700	
CONSUMABLE GOODS	\$ 425	
LIVESTOCK		
MISCELLANEOUS	\$ 13,029	
GRAND TOTAL	\$ 19,923	

LAW ENFORCEMENT OFFICERS KILLED OR ASSAULTED

Type Of Activity	Total assaults by weapon	Type of Weapon				Type of Assignment						Officer assaults cleared	
		Firearm	Knife or other cutting instrument	Other dangerous weapon	Hands, fists, feet,etc.	Two-officer vehicle	One-officer vehicle		Detective or special assign.		Other		
							Alone	Asst	Alone	Ast	Alone		Asst
	A	B	C	D	E	F	G	H	I	J	K	L	M
1. Responding to disturbance call (family quarrels, person with firearm, etc.)													
2. Burglaries in progress or pursuing burglary suspects													
3. Robberies in progress or pursuing robbery suspects													
4. Attempting other arrests													
5. Civil disorder (riot, mass disobedience, etc.)													
6. Handling, transporting, custody of prisoners													
7. Investigating suspicious persons or circumstances													
8. Ambush - no warning													
9. Handling persons with mental illness													
10. Traffic pursuits and stops	1				1		1						1
11. All other													
12. TOTAL (1-11)	1				1		1						1
13. Number with personal injury													
14. Number without personal injury	1				1								

15. Time of Assaults	12 AM	2 AM	4 AM	6 AM	8 AM	10 AM	NOON	2 PM	4 PM	6 PM	8 PM	10 PM
												1

AGE, SEX AND RACE OF PERSONS ARRESTED
18 Years of age and over

CLASSIFICATIONS OF OFFENSES	UCR	SEX	AGE																	TOT	RACE				
			18	19	20	21	22	23	24	25 29	30 34	35 39	40 44	45 49	50 54	55 59	60 64	65 OV	WHT		BLK	IND	ASN	PAC	
MURDER/NONNEG MANSLAUGHTER	01A	M																							
		F																							
MANSLAUGHTER BY NEGLIGENCE	01B	M																							
		F																							
RAPE	02	M																							
		F																							
ROBBERY	03	M								1									1	1					
		F																							
AGGRAVATED ASSAULT	04	M													1				1	1					
		F																							
BURGLARY	05	M								1									1	1		1			
		F						1											1						
LARCENY	06	M																							
		F																							
MOTOR VEHICLE THEFT	07	M																							
		F																							
OTHER ASSAULTS	08	M							1	2	2			1	1		1		8	2	1	9		1	
		F								2	1	1	1			1		6							
ARSON	09	M																							
		F																							
FORGERY	10	M																							
		F																							
FRAUD	11	M																							
		F									1							1							
EMBEZZLEMENT	12	M																							
		F																							
STOLEN PROPERTY	13	M																							
		F																							
VANDALISM	14	M									1								1			1			
		F																							
WEAPONS	15	M																							
		F																							
PROSTITUTION AND COMMERCIALIZED VICE	16	M																							
		F																							

CLASSIFICATIONS OF OFFENSES	UCR	SEX	AGE																TOT	RACE				
			18	19	20	21	22	23	24	25 29	30 34	35 39	40 44	45 49	50 54	55 59	60 64	65 OV		WHT	BLK	IND	ASN	PAC
PROSTITUTION	16A	M																						
		F																						
ASSISTING OR PROMOTING PROSTITUTION	16B	M																						
		F																						
PURCHASING PROSTITUTION	16C	M																						
		F																						
SEX OFFENSES	17	M																						
		F																						
DRUG/SALE/MAN	180	M													1			1	1					
		F																						
NARCOTICS	180A	M																						
		F																						
MARIJUANA	180B	M													1			1	1					
		F																						
SYNTHETIC NARCOTICS	180C	M																						
		F																						
OTHER/NON-NARCOTICS	180D	M																						
		F																						
DRUG/POSSESSION	185	M																						
		F																						
NARCOTICS	185E	M																						
		F																						
MARIJUANA	185F	M																						
		F																						
SYNTHETIC NARCOTICS	185G	M																						
		F																						
OTHER/NON-NARCOTICS	185H	M																						
		F																						
GAMBLING	19	M																						
		F																						
BOOKMAKING	19A	M																						
		F																						
NUMBERS	19B	M																						
		F																						
OTHER GAMBLING	19C	M																						
		F																						
FAMILY/CHILD	20	M																						
		F																						

CLASSIFICATIONS OF OFFENSES	UCR	SEX	AGE															TOT	RACE				
			18	19	20	21	22	23	24	25 29	30 34	35 39	40 44	45 49	50 54	55 59	60 64	65 OV	WHT	BLK	IND	ASN	PAC
DRIVING INFLUENCE	21	M				1	2			5	4	2	1	1	3	2		21	15		9	1	
		F				1			1	1						1		4					
LIQUOR LAWS	22	M		3														3	3				
		F																					
DRUNKENNESS	23	M																					
		F																					
DISORDERLY CONDUCT	24	M								1	1							2	1		1		
		F																					
VAGRANCY	25	M																					
		F																					
ALL OTHER	26	M	1	2						4	7		2	2		1		19	12	1	23		
		F		1	1				2	3		3	5			1	1	17					
SUSPICION	27	M																					
		F																					
HUMAN TRAFFICKING/COMMERCIAL SEX ACTS	30	M																					
		F																					
HUMAN TRAFFICKING/INVOLUNTARY SERVITUDE	31	M																					
		F																					
TOTAL BY SEX		M	1	5		1	2		1	14	15	2	3	4	6	3	1	58	37	2	45	1	1
		F		1	1	1		1	3	6	1	5	6			3	1	29					
GRAND TOTAL			1	6	1	2	2	1	4	20	16	7	9	4	6	6	1	87	37	2	45	1	1

AGE, SEX AND RACE OF PERSONS ARRESTED
under 18 Years of age

CLASSIFICATIONS OF OFFENSES	UCR	Sex	AGE						TOT	RACE				
			Under 10	10-12	13-14	15	16	17		WHT	BLK	IND	ASN	PAC
MURDER/NONNEG MANSLAUGHTER	01A	M												
		F												
MANSLAUGHTER BY NEGLIGENCE	01B	M												
		F												
RAPE	02	M												
		F												
ROBBERY	03	M												
		F												
AGGRAVATED ASSAULT	04	M												
		F												
BURGLARY	05	M												
		F												
LARCENY	06	M												
		F												
MOTOR VEHICLE THEFT	07	M						1	1			1		
		F												
OTHER ASSAULTS	08	M												
		F												
ARSON	09	M												
		F												
FORGERY	10	M												
		F												
FRAUD	11	M												
		F												
EMBEZZLEMENT	12	M												
		F												
STOLEN PROPERTY	13	M												
		F												
VANDALISM	14	M												
		F												

CLASSIFICATIONS OF OFFENSES	UCR	Sex	AGE						TOT	RACE				
			Under 10	10-12	13-14	15	16	17		WHT	BLK	IND	ASN	PAC
WEAPONS	15	M												
		F												
PROSTITUTION AND COMMERCIALIZED VICE	16	M												
		F												
PROSTITUTION	16A	M												
		F												
ASSISTING OR PROMOTING PROSTITUTION	16B	M												
		F												
PURCHASING PROSTITUTION	16C	M												
		F												
SEX OFFENSES	17	M												
		F												
DRUG/SALE/MAN	180	M												
		F												
NARCOTICS	180A	M												
		F												
MARIJUANA	180B	M												
		F												
SYNTHETIC NARCOTICS	180C	M												
		F												
OTHER/NON-NARCOTICS	180D	M												
		F												
DRUG/POSSESSION	185	M												
		F												
NARCOTICS	185E	M												
		F												
MARIJUANA	185F	M												
		F												
SYNTHETIC NARCOTICS	185G	M												
		F												
OTHER/NON-NARCOTICS	185H	M												
		F												
GAMBLING	19	M												
		F												

CLASSIFICATIONS OF OFFENSES	UCR	Sex	AGE						TOT	RACE				
			Under 10	10-12	13-14	15	16	17		WHT	BLK	IND	ASN	PAC
BOOKMAKING	19A	M												
		F												
NUMBERS	19B	M												
		F												
OTHER GAMBLING	19C	M												
		F												
FAMILY/CHILD	20	M												
		F												
DRIVING INFLUENCE	21	M												
		F												
LIQUOR LAWS	22	M												
		F												
DRUNKENNESS	23	M												
		F												
DISORDERLY CONDUCT	24	M												
		F												
VAGRANCY	25	M												
		F												
ALL OTHER	26	M												
		F												
SUSPICION	27	M												
		F												
CURFEW	28	M												
		F												
RUN-AWAYS	29	M												
		F												
HUMAN TRAFFICKING/COMMERCIAL SEX ACTS	30	M												
		F												
HUMAN TRAFFICKING/INVOLUNTARY SERVITUDE	31	M												
		F												
TOTAL BY SEX		M						1	1			1		
		F												
GRAND TOTAL			0	0	0	0	0	1	1	0	0	1	0	0

MONTHLY RETURN OF ARSON OFFENSES KNOWN TO LAW ENFORCEMENT

1 PROPERTY CLASSIFICATION	2 Offenses Reported or Known to Police (Include Unfounded and attempts)	3 Unfounded, i.e. False or Baseless Complaints	4 Number of Actual Offenses (Column 2 Minus Column 3) Include Attempt)	5 Total Offenses Cleared by Arrest or Exceptional Means (Include Column 6)	6 Number of Clearances Involving Only Persons Under 18 Years of Age	7 Offenses Where Structures Uninhabited, Abandoned, or not Normally in Use	8 Estimated Value of Property Damage
STRUCTURAL							
A. Single Occupancy Residential: Houses, Townhouses, Duplexes, etc.							
B. Other Residential: Apartments, Tenements, Flats, Hotels, Motels, Inns, Dormitories, Boarding Houses, etc.							
C. Storage: Barns, Garages, Warehouses, etc.							
D. Industrial/Manufacturing							
E. Other Commercial: Stores, Restaurants, Offices, etc.							
F. Community/Public: Churches, Jails, Schools, Colleges, Hospitals, etc.							
G. All Other Structure: Out Buildings, Monuments, Buildings Under Construction, etc.							
TOTAL STRUCTURAL							
MOBILE							
H. Motor Vehicles: Automobiles, Trucks, Buses, Motorcycles, etc.: UCR Definition							
I. Other Mobile Property: Trailers, Recreational Vehicles, Airplanes, Boats, etc.							
TOTAL MOBILE							
OTHER							
J. TOTAL OTHER Crops, Timber, Fences, Signs, etc.							
TOTAL OTHER							
GRAND TOTAL							

Grand Total for arson include both attempted and completed. Attempted arsons will not have an associated property type of value.

HUMAN TRAFFICKING OFFENSES

(1) Human Trafficking Classification	(2) Offenses Reported	(3) Unfounded Offenses	(4) Actual Offenses	(5) Offenses Cleared	(6) Juveniles Only
Commercial Sex Acts					
Involuntary Servitude					
GRAND TOTAL					

RETURN A - MONTHLY RETURN OF OFFENSES KNOWN TO POLICE

(1) Classification of Offense	(2) Offenses Reported	(3) Unfounded Offenses	(4) Actual Offenses	(5) Offenses Cleared	(6) Juveniles Only
CRIMINAL HOMICIDE					
MURDER/NONNEG MANSLAUGHTER					
MANSLAUGHTER BY NEGLIGENCE					
TOTAL					
RAPE					
RAPE					
ATTEMPTS TO COMMIT RAPE					
TOTAL					
ROBBERY					
FIREARM					
KNIFE/CUTTING INSTRUMENT					
OTHER DANGEROUS WEAPON					
STRONG-ARM (HANDS, FISTS)					
TOTAL					
ASSAULT					
KNIFE OR CUTTING INSTRUMENT					
FIREARM	1		1	1	
OTHER DANGEROUS WEAPON	2		2		
HANDS, FIST, FEET, AGGRAVATED	1		1	1	
OTHER ASSAULTS - SIMPLE	21		21	9	
TOTAL	25		25	11	
BURGLARY					
FORCIBLE ENTRY	2		2	2	
UNLAWFUL ENTRY - NO FORCE					
ATTEMPTED FORCIBLE ENTRY					
TOTAL	2		2	2	
LARCENY-THEFT					
THEFT (EX MOTOR VEHICLE)	3		3		
TOTAL	3		3		
MOTOR VEHICLE THEFT					
AUTOS	1		1	1	1
TRUCKS AND BUSES					
OTHER VEHICLES					
TOTAL	1		1	1	1
GRAND TOTAL	31		31	14	1

PROPERTY STOLEN BY CLASSIFICATION

CLASSIFICATION OF OFFENSES	NUMBER ACTUAL OFFENSES	VALUE OF PROPERTY STOLEN
MURDER AND NONNEGLIGENT MANSLAUGHTER	0	
RAPE	0	
ROBBERY		
HIGHWAY (STREET, ALLEYS, ETC.)	0	
COMMERCIAL HOUSE	0	
GAS OR SERVICE STATION	0	
CONVENIENCE STORE	0	
RESIDENCE	0	
BANK	0	
MISCELLANEOUS	0	
TOTAL ROBBERY	0	
BURGLARY		
RESIDENCE (DWELLING)		
NIGHT (6PM-6AM)	1	
DAY (6AM-6PM)	1	
UNKNOWN	0	
NON-RESIDENCE (STORE ETC.)		
NIGHT (6PM-6AM)	0	
DAY (6AM-6PM)	0	
UNKNOWN	0	
TOTAL BURGLARY	2	
LARCENY-THEFT		
\$200 AND OVER	3	\$ 1,650
\$50 TO \$200	0	
UNDER \$50	0	
TOTAL	3	\$ 1,650
6X. NATURE OF LARCENIES UNDER ITEM 6		
POCKET-PICKING	0	
PURSE-SNATCHING	0	
SHOPLIFTING	0	
FROM MOTOR VEHICLE	2	\$ 1,450
MOTOR VEHICLE PARTS AND ACCESSORIES	0	
BICYCLES	0	
FROM BUILDING (EX C&H)	1	\$ 200
FROM COIN-OP MACHINES	0	
ALL OTHER	0	
TOTAL LARCENY	3	\$ 1,650
MOTOR VEHICLE THEFT		
STOLEN & RECOVERED LOCALLY	0	
STOLEN LOCALLY & RECOVERED OTHER	0	
TOTAL STOLEN OTHER & RECOVERED LOCAL	1	
STOLEN IN OTHER JURIS & RECOVERED LOCALLY	0	
TOTAL MOTOR VEHICLE THEFT	1	\$ 3,500
GRAND TOTAL	6	\$ 5,150

PROPERTY BY TYPE AND VALUE

Type of Property (1)	Monetary Value of Property Stolen in Your Jurisdiction	
	STOLEN (2)	RECOVERED (3)
CURRENCY, NOTES, ETC.	\$ 800	
JEWELRY & PRECIOUS METALS		
CLOTHING AND FURS		
LOCALLY STOLEN MOTOR VEHICLE	\$ 3,500	\$ 3,500
OFFICE EQUIPMENT		
TV, RADIOS, CAMERAS, ETC.		
FIREARMS		
HOUSEHOLD GOODS		
CONSUMABLE GOODS	\$ 650	
LIVESTOCK		
MISCELLANEOUS	\$ 200	
GRAND TOTAL	\$ 5,150	\$ 3,500

LAW ENFORCEMENT OFFICERS KILLED OR ASSAULTED

Type Of Activity	Total assaults by weapon	Type of Weapon				Type of Assignment								Officer assaults cleared
		Firearm	Knife or other cutting instrument	Other dangerous weapon	Hands, fists, feet,etc.	Two-officer vehicle	One-officer vehicle		Detective or special assign.		Other			
							Alone	Asst	Alone	Ast	Alone	Asst		
	A	B	C	D	E	F	G	H	I	J	K	L	M	
1. Responding to disturbance call (family quarrels, person with firearm, etc.)	1			1							1		1	
2. Burglaries in progress or pursuing burglary suspects														
3. Robberies in progress or pursuing robbery suspects														
4. Attempting other arrests														
5. Civil disorder (riot, mass disobedience, etc.)														
6. Handling, transporting, custody of prisoners														
7. Investigating suspicious persons or circumstances														
8. Ambush - no warning														
9. Handling persons with mental illness														
10. Traffic pursuits and stops														
11. All other	1				1						1			
12. TOTAL (1-11)	2			1	1						2		1	
13. Number with personal injury														
14. Number without personal injury	2			1	1									

15. Time of Assaults	12 AM	2 AM	4 AM	6 AM	8 AM	10 AM	NOON	2 PM	4 PM	6 PM	8 PM	10 PM
											1	1

AGE, SEX AND RACE OF PERSONS ARRESTED
18 Years of age and over

CLASSIFICATIONS OF OFFENSES	UCR	SEX	AGE																TOT	RACE				
			18	19	20	21	22	23	24	25 29	30 34	35 39	40 44	45 49	50 54	55 59	60 64	65 OV		WHT	BLK	IND	ASN	PAC
MURDER/NONNEG MANSLAUGHTER	01A	M																						
		F																						
MANSLAUGHTER BY NEGLIGENCE	01B	M																						
		F																						
RAPE	02	M																						
		F																						
ROBBERY	03	M																						
		F																						
AGGRAVATED ASSAULT	04	M								1		1							2	2				
		F																						
BURGLARY	05	M										1							1	1		1		
		F													1				1					
LARCENY	06	M																						
		F																						
MOTOR VEHICLE THEFT	07	M																						
		F																						
OTHER ASSAULTS	08	M				1				2	1	2	2	1					9	6		1	1	
		F																						
ARSON	09	M																						
		F																						
FORGERY	10	M																						
		F																						
FRAUD	11	M																						
		F																						
EMBEZZLEMENT	12	M																						
		F																						
STOLEN PROPERTY	13	M																						
		F																						
VANDALISM	14	M																						
		F																						
WEAPONS	15	M																						
		F																						
PROSTITUTION AND COMMERCIALIZED VICE	16	M																						
		F																						

CLASSIFICATIONS OF OFFENSES	UCR	SEX	AGE																TOT	RACE				
			18	19	20	21	22	23	24	25 29	30 34	35 39	40 44	45 49	50 54	55 59	60 64	65 OV		WHT	BLK	IND	ASN	PAC
PROSTITUTION	16A	M																						
		F																						
ASSISTING OR PROMOTING PROSTITUTION	16B	M																						
		F																						
PURCHASING PROSTITUTION	16C	M																						
		F																						
SEX OFFENSES	17	M																						
		F																						
DRUG/SALE/MAN	180	M										1							1			1		
		F																						
NARCOTICS	180A	M										1							1			1		
		F																						
MARIJUANA	180B	M																						
		F																						
SYNTHETIC NARCOTICS	180C	M																						
		F																						
OTHER/NON-NARCOTICS	180D	M																						
		F																						
DRUG/POSSESSION	185	M																						
		F																						
NARCOTICS	185E	M																						
		F																						
MARIJUANA	185F	M																						
		F																						
SYNTHETIC NARCOTICS	185G	M																						
		F																						
OTHER/NON-NARCOTICS	185H	M																						
		F																						
GAMBLING	19	M																						
		F																						
BOOKMAKING	19A	M																						
		F																						
NUMBERS	19B	M																						
		F																						
OTHER GAMBLING	19C	M																						
		F																						
FAMILY/CHILD	20	M																						
		F																						

CLASSIFICATIONS OF OFFENSES	UCR	SEX	AGE																	TOT	RACE				
			18	19	20	21	22	23	24	25 29	30 34	35 39	40 44	45 49	50 54	55 59	60 64	65 OV	WHT		BLK	IND	ASN	PAC	
DRIVING INFLUENCE	21	M								1	1	1				2		5	4						
		F																							
LIQUOR LAWS	22	M																							
		F												1				1			1				
DRUNKENNESS	23	M												3				3	3						
		F																							
DISORDERLY CONDUCT	24	M																							
		F																							
VAGRANCY	25	M																							
		F																							
ALL OTHER	26	M					1											1	1		1				
		F						1										1							
SUSPICION	27	M																							
		F																							
HUMAN TRAFFICKING/COMMERCIAL SEX ACTS	30	M																							
		F																							
HUMAN TRAFFICKING/INVOLUNTAR Y SERVITUDE	31	M																							
		F																							
TOTAL BY SEX		M				1	1			4	2	6	2	4		2		22	17		5	1			
		F						1							2			3							
GRAND TOTAL			0	0	0	1	1	1	0	4	2	6	2	4	2	2	0	25	17	0	5	1	0		

AGE, SEX AND RACE OF PERSONS ARRESTED
under 18 Years of age

CLASSIFICATIONS OF OFFENSES	UCR	Sex	AGE						TOT	RACE				
			Under 10	10-12	13-14	15	16	17		WHT	BLK	IND	ASN	PAC
MURDER/NONNEG MANSLAUGHTER	01A	M												
		F												
MANSLAUGHTER BY NEGLIGENCE	01B	M												
		F												
RAPE	02	M												
		F												
ROBBERY	03	M												
		F												
AGGRAVATED ASSAULT	04	M												
		F												
BURGLARY	05	M												
		F												
LARCENY	06	M												
		F												
MOTOR VEHICLE THEFT	07	M												
		F												
OTHER ASSAULTS	08	M												
		F												
ARSON	09	M												
		F												
FORGERY	10	M												
		F												
FRAUD	11	M												
		F												
EMBEZZLEMENT	12	M												
		F												
STOLEN PROPERTY	13	M												
		F												
VANDALISM	14	M												
		F												

CLASSIFICATIONS OF OFFENSES	UCR	Sex	AGE							TOT	RACE				
			Under 10	10-12	13-14	15	16	17	WHT		BLK	IND	ASN	PAC	
WEAPONS	15	M													
		F													
PROSTITUTION AND COMMERCIALIZED VICE	16	M													
		F													
PROSTITUTION	16A	M													
		F													
ASSISTING OR PROMOTING PROSTITUTION	16B	M													
		F													
PURCHASING PROSTITUTION	16C	M													
		F													
SEX OFFENSES	17	M													
		F													
DRUG/SALE/MAN	180	M													
		F													
NARCOTICS	180A	M													
		F													
MARIJUANA	180B	M													
		F													
SYNTHETIC NARCOTICS	180C	M													
		F													
OTHER/NON-NARCOTICS	180D	M													
		F													
DRUG/POSSESSION	185	M													
		F													
NARCOTICS	185E	M													
		F													
MARIJUANA	185F	M													
		F													
SYNTHETIC NARCOTICS	185G	M													
		F													
OTHER/NON-NARCOTICS	185H	M													
		F													
GAMBLING	19	M													
		F													

CLASSIFICATIONS OF OFFENSES	UCR	Sex	AGE						TOT	RACE				
			Under 10	10-12	13-14	15	16	17		WHT	BLK	IND	ASN	PAC
BOOKMAKING	19A	M												
		F												
NUMBERS	19B	M												
		F												
OTHER GAMBLING	19C	M												
		F												
FAMILY/CHILD	20	M												
		F												
DRIVING INFLUENCE	21	M						1	1	2				
		F					1		1					
LIQUOR LAWS	22	M												
		F												
DRUNKENNESS	23	M												
		F												
DISORDERLY CONDUCT	24	M												
		F												
VAGRANCY	25	M												
		F												
ALL OTHER	26	M												
		F												
SUSPICION	27	M												
		F												
CURFEW	28	M												
		F												
RUN-AWAYS	29	M												
		F												
HUMAN TRAFFICKING/COMMERCIAL SEX ACTS	30	M												
		F												
HUMAN TRAFFICKING/INVOLUNTARY SERVITUDE	31	M												
		F												
TOTAL BY SEX		M						1	1	2				
		F					1		1					
GRAND TOTAL			0	0	0	0	1	1	2	2	0	0	0	0

MONTHLY RETURN OF ARSON OFFENSES KNOWN TO LAW ENFORCEMENT

1 PROPERTY CLASSIFICATION	2 Offenses Reported or Known to Police (Include Unfounded and attempts)	3 Unfounded, i.e. False or Baseless Complaints	4 Number of Actual Offenses (Column 2 Minus Column 3) Include Attempt)	5 Total Offenses Cleared by Arrest or Exceptional Means (Include Column 6)	6 Number of Clearances Involving Only Persons Under 18 Years of Age	7 Offenses Where Structures Uninhabited, Abandoned, or not Normally in Use	8 Estimated Value of Property Damage
STRUCTURAL							
A. Single Occupancy Residential: Houses, Townhouses, Duplexes, etc.							
B. Other Residential: Apartments, Tenements, Flats, Hotels, Motels, Inns, Dormitories, Boarding Houses, etc.							
C. Storage: Barns, Garages, Warehouses, etc.							
D. Industrial/Manufacturing							
E. Other Commercial: Stores, Restaurants, Offices, etc.							
F. Community/Public: Churches, Jails, Schools, Colleges, Hospitals, etc.							
G. All Other Structure: Out Buildings, Monuments, Buildings Under Construction, etc.							
TOTAL STRUCTURAL							
MOBILE							
H. Motor Vehicles: Automobiles, Trucks, Buses, Motorcycles, etc.: UCR Definition							
I. Other Mobile Property: Trailers, Recreational Vehicles, Airplanes, Boats, etc.							
TOTAL MOBILE							
OTHER							
J. TOTAL OTHER Crops, Timber, Fences, Signs, etc.							
TOTAL OTHER							
GRAND TOTAL							

Grand Total for arson include both attempted and completed. Attempted arsons will not have an associated property type of value.

HUMAN TRAFFICKING OFFENSES

(1) Human Trafficking Classification	(2) Offenses Reported	(3) Unfounded Offenses	(4) Actual Offenses	(5) Offenses Cleared	(6) Juveniles Only
Commercial Sex Acts					
Involuntary Servitude					
GRAND TOTAL					

RETURN A - MONTHLY RETURN OF OFFENSES KNOWN TO POLICE

(1) Classification of Offense	(2) Offenses Reported	(3) Unfounded Offenses	(4) Actual Offenses	(5) Offenses Cleared	(6) Juveniles Only
CRIMINAL HOMICIDE					
MURDER/NONNEG MANSLAUGHTER					
MANSLAUGHTER BY NEGLIGENCE					
TOTAL					
RAPE					
RAPE					
ATTEMPTS TO COMMIT RAPE					
TOTAL					
ROBBERY					
FIREARM					
KNIFE/CUTTING INSTRUMENT					
OTHER DANGEROUS WEAPON					
STRONG-ARM (HANDS, FISTS)					
TOTAL					
ASSAULT					
KNIFE OR CUTTING INSTRUMENT					
FIREARM	1		1	1	
OTHER DANGEROUS WEAPON	1		1	1	
HANDS, FIST, FEET, AGGRAVATED					
OTHER ASSAULTS - SIMPLE	13		13	13	
TOTAL	15		15	15	
BURGLARY					
FORCIBLE ENTRY					
UNLAWFUL ENTRY - NO FORCE	1		1	1	
ATTEMPTED FORCIBLE ENTRY					
TOTAL	1		1	1	
LARCENY-THEFT					
THEFT (EX MOTOR VEHICLE)	1		1	1	
TOTAL	1		1	1	
MOTOR VEHICLE THEFT					
AUTOS	2		2	2	
TRUCKS AND BUSES					
OTHER VEHICLES					
TOTAL	2		2	2	
GRAND TOTAL	19		19	19	

PROPERTY STOLEN BY CLASSIFICATION

CLASSIFICATION OF OFFENSES	NUMBER ACTUAL OFFENSES	VALUE OF PROPERTY STOLEN
MURDER AND NONNEGLIGENT MANSLAUGHTER	0	
RAPE	0	
ROBBERY		
HIGHWAY (STREET, ALLEYS, ETC.)	0	
COMMERCIAL HOUSE	0	
GAS OR SERVICE STATION	0	
CONVENIENCE STORE	0	
RESIDENCE	0	
BANK	0	
MISCELLANEOUS	0	
TOTAL ROBBERY	0	
BURGLARY		
RESIDENCE (DWELLING)		
NIGHT (6PM-6AM)	0	
DAY (6AM-6PM)	0	
UNKNOWN	1	\$ 1,160
NON-RESIDENCE (STORE ETC.)		
NIGHT (6PM-6AM)	0	
DAY (6AM-6PM)	0	
UNKNOWN	0	
TOTAL BURGLARY	1	\$ 1,160
LARCENY-THEFT		
\$200 AND OVER	1	\$ 600
\$50 TO \$200	0	
UNDER \$50	0	
TOTAL	1	\$ 600
6X. NATURE OF LARCENIES UNDER ITEM 6		
POCKET-PICKING	0	
PURSE-SNATCHING	0	
SHOPLIFTING	0	
FROM MOTOR VEHICLE	0	
MOTOR VEHICLE PARTS AND ACCESSORIES	0	
BICYCLES	0	
FROM BUILDING (EX C&H)	1	\$ 600
FROM COIN-OP MACHINES	0	
ALL OTHER	0	
TOTAL LARCENY	1	\$ 600
MOTOR VEHICLE THEFT		
STOLEN & RECOVERED LOCALLY	0	
STOLEN LOCALLY & RECOVERED OTHER	0	
TOTAL STOLEN OTHER & RECOVERED LOCAL	1	
STOLEN IN OTHER JURIS & RECOVERED LOCALLY	0	
TOTAL MOTOR VEHICLE THEFT	2	\$ 14,500
GRAND TOTAL	4	\$ 16,260

PROPERTY BY TYPE AND VALUE

Type of Property (1)	Monetary Value of Property Stolen in Your Jurisdiction	
	STOLEN (2)	RECOVERED (3)
CURRENCY, NOTES, ETC.		
JEWELRY & PRECIOUS METALS		
CLOTHING AND FURS	\$ 150	\$ 150
LOCALLY STOLEN MOTOR VEHICLE	\$ 14,500	\$ 11,000
OFFICE EQUIPMENT		
TV, RADIOS, CAMERAS, ETC.		
FIREARMS		
HOUSEHOLD GOODS	\$ 120	\$ 120
CONSUMABLE GOODS	\$ 50	\$ 50
LIVESTOCK		
MISCELLANEOUS	\$ 1,440	\$ 1,440
GRAND TOTAL	\$ 16,260	\$ 12,760

LAW ENFORCEMENT OFFICERS KILLED OR ASSAULTED

Type Of Activity	Total assaults by weapon	Type of Weapon				Type of Assignment						Officer assaults cleared	
		Firearm	Knife or other cutting instrument	Other dangerous weapon	Hands, fists, feet, etc.	Two-officer vehicle	One-officer vehicle		Detective or special assign.		Other		
							Alone	Asst	Alone	Ast	Alone		Asst
	A	B	C	D	E	F	G	H	I	J	K	L	M
1. Responding to disturbance call (family quarrels, person with firearm, etc.)													
2. Burglaries in progress or pursuing burglary suspects													
3. Robberies in progress or pursuing robbery suspects													
4. Attempting other arrests													
5. Civil disorder (riot, mass disobedience, etc.)													
6. Handling, transporting, custody of prisoners													
7. Investigating suspicious persons or circumstances													
8. Ambush - no warning													
9. Handling persons with mental illness													
10. Traffic pursuits and stops	1			1			1						1
11. All other													
12. TOTAL (1-11)	1			1			1						1
13. Number with personal injury													
14. Number without personal injury	1			1									

15. Time of Assaults	12 AM	2 AM	4 AM	6 AM	8 AM	10 AM	NOON	2 PM	4 PM	6 PM	8 PM	10 PM
											1	

AGE, SEX AND RACE OF PERSONS ARRESTED
18 Years of age and over

CLASSIFICATIONS OF OFFENSES	UCR	SEX	AGE																TOT	RACE				
			18	19	20	21	22	23	24	25 29	30 34	35 39	40 44	45 49	50 54	55 59	60 64	65 OV		WHT	BLK	IND	ASN	PAC
MURDER/NONNEG MANSLAUGHTER	01A	M																						
		F																						
MANSLAUGHTER BY NEGLIGENCE	01B	M																						
		F																						
RAPE	02	M																						
		F																						
ROBBERY	03	M																						
		F																						
AGGRAVATED ASSAULT	04	M								1			1						2	1		1		
		F																						
BURGLARY	05	M												1					1			1		
		F																						
LARCENY	06	M												1					1			1		
		F																						
MOTOR VEHICLE THEFT	07	M						1							1				2	1	1			
		F																						
OTHER ASSAULTS	08	M	1							3	2	2	1	1		1			11	5	2	4		
		F										1							1					
ARSON	09	M																						
		F																						
FORGERY	10	M																						
		F																						
FRAUD	11	M																						
		F																						
EMBEZZLEMENT	12	M																						
		F																						
STOLEN PROPERTY	13	M																						
		F																						
VANDALISM	14	M																						
		F																						
WEAPONS	15	M								1									1	1				
		F																						
PROSTITUTION AND COMMERCIALIZED VICE	16	M																						
		F																						

CLASSIFICATIONS OF OFFENSES	UCR	SEX	AGE																	TOT	RACE				
			18	19	20	21	22	23	24	25 29	30 34	35 39	40 44	45 49	50 54	55 59	60 64	65 OV	WHT		BLK	IND	ASN	PAC	
PROSTITUTION	16A	M																							
		F																							
ASSISTING OR PROMOTING PROSTITUTION	16B	M																							
		F																							
PURCHASING PROSTITUTION	16C	M																							
		F																							
SEX OFFENSES	17	M																							
		F																							
DRUG/SALE/MAN	180	M										1							1			1			
		F																							
NARCOTICS	180A	M										1							1			1			
		F																							
MARIJUANA	180B	M																							
		F																							
SYNTHETIC NARCOTICS	180C	M																							
		F																							
OTHER/NON-NARCOTICS	180D	M																							
		F																							
DRUG/POSSESSION	185	M																							
		F										1							1			1			
NARCOTICS	185E	M																							
		F										1							1			1			
MARIJUANA	185F	M																							
		F																							
SYNTHETIC NARCOTICS	185G	M																							
		F																							
OTHER/NON-NARCOTICS	185H	M																							
		F																							
GAMBLING	19	M																							
		F																							
BOOKMAKING	19A	M																							
		F																							
NUMBERS	19B	M																							
		F																							
OTHER GAMBLING	19C	M																							
		F																							
FAMILY/CHILD	20	M																							
		F																							

CLASSIFICATIONS OF OFFENSES	UCR	SEX	AGE																TOT	RACE				
			18	19	20	21	22	23	24	25 29	30 34	35 39	40 44	45 49	50 54	55 59	60 64	65 OV		WHT	BLK	IND	ASN	PAC
DRIVING INFLUENCE	21	M		1				1		1	2	1	1	1		1	1		10	12		3		
		F									2		2	1					5					
LIQUOR LAWS	22	M																						
		F																						
DRUNKENNESS	23	M																						
		F																						
DISORDERLY CONDUCT	24	M									1			2					3	2		2		
		F									1								1					
VAGRANCY	25	M																						
		F																						
ALL OTHER	26	M	3	10	1			1		17	3	18	3	12		9	4		81	50	2	41		
		F							2			7	2		2				13					
SUSPICION	27	M																						
		F																						
HUMAN TRAFFICKING/COMMERCIAL SEX ACTS	30	M																						
		F																						
HUMAN TRAFFICKING/INVOLUNTAR Y SERVITUDE	31	M																						
		F																						
TOTAL BY SEX		M	4	11	1			3		23	8	22	6	18	1	11	5		113	72	5	55		
		F							2		3	9	4	1	2				21					
GRAND TOTAL			4	11	1	0	0	3	2	23	11	31	10	19	3	11	5	0	134	72	5	55	0	0

AGE, SEX AND RACE OF PERSONS ARRESTED
under 18 Years of age

CLASSIFICATIONS OF OFFENSES	UCR	Sex	AGE						TOT	RACE				
			Under 10	10-12	13-14	15	16	17		WHT	BLK	IND	ASN	PAC
MURDER/NONNEG MANSLAUGHTER	01A	M												
		F												
MANSLAUGHTER BY NEGLIGENCE	01B	M												
		F												
RAPE	02	M												
		F												
ROBBERY	03	M												
		F												
AGGRAVATED ASSAULT	04	M												
		F												
BURGLARY	05	M												
		F												
LARCENY	06	M												
		F												
MOTOR VEHICLE THEFT	07	M												
		F												
OTHER ASSAULTS	08	M												
		F												
ARSON	09	M												
		F												
FORGERY	10	M												
		F												
FRAUD	11	M												
		F												
EMBEZZLEMENT	12	M												
		F												
STOLEN PROPERTY	13	M												
		F												
VANDALISM	14	M												
		F												

CLASSIFICATIONS OF OFFENSES	UCR	Sex	AGE							TOT	RACE				
			Under 10	10-12	13-14	15	16	17	WHT		BLK	IND	ASN	PAC	
WEAPONS	15	M													
		F													
PROSTITUTION AND COMMERCIALIZED VICE	16	M													
		F													
PROSTITUTION	16A	M													
		F													
ASSISTING OR PROMOTING PROSTITUTION	16B	M													
		F													
PURCHASING PROSTITUTION	16C	M													
		F													
SEX OFFENSES	17	M													
		F													
DRUG/SALE/MAN	180	M													
		F													
NARCOTICS	180A	M													
		F													
MARIJUANA	180B	M													
		F													
SYNTHETIC NARCOTICS	180C	M													
		F													
OTHER/NON-NARCOTICS	180D	M													
		F													
DRUG/POSSESSION	185	M													
		F													
NARCOTICS	185E	M													
		F													
MARIJUANA	185F	M													
		F													
SYNTHETIC NARCOTICS	185G	M													
		F													
OTHER/NON-NARCOTICS	185H	M													
		F													
GAMBLING	19	M													
		F													

CLASSIFICATIONS OF OFFENSES	UCR	Sex	AGE						TOT	RACE				
			Under 10	10-12	13-14	15	16	17		WHT	BLK	IND	ASN	PAC
BOOKMAKING	19A	M												
		F												
NUMBERS	19B	M												
		F												
OTHER GAMBLING	19C	M												
		F												
FAMILY/CHILD	20	M												
		F												
DRIVING INFLUENCE	21	M												
		F												
LIQUOR LAWS	22	M												
		F												
DRUNKENNESS	23	M												
		F												
DISORDERLY CONDUCT	24	M												
		F												
VAGRANCY	25	M												
		F												
ALL OTHER	26	M												
		F												
SUSPICION	27	M												
		F												
CURFEW	28	M												
		F												
RUN-AWAYS	29	M												
		F												
HUMAN TRAFFICKING/COMMERCIAL SEX ACTS	30	M												
		F												
HUMAN TRAFFICKING/INVOLUNTARY SERVITUDE	31	M												
		F												
TOTAL BY SEX		M												
		F												
GRAND TOTAL			0	0	0	0	0	0	0	0	0	0	0	0

MONTHLY RETURN OF ARSON OFFENSES KNOWN TO LAW ENFORCEMENT

1 PROPERTY CLASSIFICATION	2 Offenses Reported or Known to Police (Include Unfounded and attempts)	3 Unfounded, i.e. False or Baseless Complaints	4 Number of Actual Offenses (Column 2 Minus Column 3) Include Attempt)	5 Total Offenses Cleared by Arrest or Exceptional Means (Include Column 6)	6 Number of Clearances Involving Only Persons Under 18 Years of Age	7 Offenses Where Structures Uninhabited, Abandoned, or not Normally in Use	8 Estimated Value of Property Damage
STRUCTURAL							
A. Single Occupancy Residential: Houses, Townhouses, Duplexes, etc.							
B. Other Residential: Apartments, Tenements, Flats, Hotels, Motels, Inns, Dormitories, Boarding Houses, etc.							
C. Storage: Barns, Garages, Warehouses, etc.							
D. Industrial/Manufacturing							
E. Other Commercial: Stores, Restaurants, Offices, etc.							
F. Community/Public: Churches, Jails, Schools, Colleges, Hospitals, etc.							
G. All Other Structure: Out Buildings, Monuments, Buildings Under Construction, etc.							
TOTAL STRUCTURAL							
MOBILE							
H. Motor Vehicles: Automobiles, Trucks, Buses, Motorcycles, etc.: UCR Definition							
I. Other Mobile Property: Trailers, Recreational Vehicles, Airplanes, Boats, etc.							
TOTAL MOBILE							
OTHER							
J. TOTAL OTHER Crops, Timber, Fences, Signs, etc.							
TOTAL OTHER							
GRAND TOTAL							

Grand Total for arson include both attempted and completed. Attempted arsons will not have an associated property type of value.

HUMAN TRAFFICKING OFFENSES

(1) Human Trafficking Classification	(2) Offenses Reported	(3) Unfounded Offenses	(4) Actual Offenses	(5) Offenses Cleared	(6) Juveniles Only
Commercial Sex Acts					
Involuntary Servitude					
GRAND TOTAL					

RETURN A - MONTHLY RETURN OF OFFENSES KNOWN TO POLICE

(1) Classification of Offense	(2) Offenses Reported	(3) Unfounded Offenses	(4) Actual Offenses	(5) Offenses Cleared	(6) Juveniles Only
CRIMINAL HOMICIDE					
MURDER/NONNEG MANSLAUGHTER					
MANSLAUGHTER BY NEGLIGENCE					
TOTAL					
RAPE					
RAPE					
ATTEMPTS TO COMMIT RAPE					
TOTAL					
ROBBERY					
FIREARM					
KNIFE/CUTTING INSTRUMENT					
OTHER DANGEROUS WEAPON					
STRONG-ARM (HANDS, FISTS)					
TOTAL					
ASSAULT					
KNIFE OR CUTTING INSTRUMENT					
FIREARM					
OTHER DANGEROUS WEAPON					
HANDS, FIST, FEET, AGGRAVATED					
OTHER ASSAULTS - SIMPLE	1		1	1	
TOTAL	1		1	1	
BURGLARY					
FORCIBLE ENTRY					
UNLAWFUL ENTRY - NO FORCE					
ATTEMPTED FORCIBLE ENTRY					
TOTAL			0		
LARCENY-THEFT					
THEFT (EX MOTOR VEHICLE)	21		21		
TOTAL	21		21		
MOTOR VEHICLE THEFT					
AUTOS	3		3		
TRUCKS AND BUSES					
OTHER VEHICLES					
TOTAL	3		3		
GRAND TOTAL	25		25	1	

PROPERTY STOLEN BY CLASSIFICATION

CLASSIFICATION OF OFFENSES	NUMBER ACTUAL OFFENSES	VALUE OF PROPERTY STOLEN
MURDER AND NONNEGLIGENT MANSLAUGHTER	0	
RAPE	0	
ROBBERY		
HIGHWAY (STREET, ALLEYS, ETC.)	0	
COMMERCIAL HOUSE	0	
GAS OR SERVICE STATION	0	
CONVENIENCE STORE	0	
RESIDENCE	0	
BANK	0	
MISCELLANEOUS	0	
TOTAL ROBBERY	0	
BURGLARY		
RESIDENCE (DWELLING)		
NIGHT (6PM-6AM)	0	
DAY (6AM-6PM)	0	
UNKNOWN	0	
NON-RESIDENCE (STORE ETC.)		
NIGHT (6PM-6AM)	0	
DAY (6AM-6PM)	0	
UNKNOWN	0	
TOTAL BURGLARY	0	
LARCENY-THEFT		
\$200 AND OVER	17	\$ 14,059
\$50 TO \$200	4	\$ 556
UNDER \$50	0	
TOTAL	21	\$ 14,615
6X. NATURE OF LARCENIES UNDER ITEM 6		
POCKET-PICKING	0	
PURSE-SNATCHING	0	
SHOPLIFTING	0	
FROM MOTOR VEHICLE	5	\$ 2,185
MOTOR VEHICLE PARTS AND ACCESSORIES	1	\$ 800
BICYCLES	0	
FROM BUILDING (EX C&H)	9	\$ 8,026
FROM COIN-OP MACHINES	0	
ALL OTHER	6	\$ 3,604
TOTAL LARCENY	21	\$ 14,615
MOTOR VEHICLE THEFT		
STOLEN & RECOVERED LOCALLY	0	
STOLEN LOCALLY & RECOVERED OTHER	0	
TOTAL STOLEN OTHER & RECOVERED LOCAL	3	
STOLEN IN OTHER JURIS & RECOVERED LOCALLY	0	
TOTAL MOTOR VEHICLE THEFT	3	\$ 51,104
GRAND TOTAL	24	\$ 65,719

PROPERTY BY TYPE AND VALUE

Type of Property (1)	Monetary Value of Property Stolen in Your Jurisdiction	
	STOLEN (2)	RECOVERED (3)
CURRENCY, NOTES, ETC.	\$ 400	\$ 200
JEWELRY & PRECIOUS METALS	\$ 1,930	
CLOTHING AND FURS	\$ 1,650	
LOCALLY STOLEN MOTOR VEHICLE	\$ 51,104	\$ 255,389
OFFICE EQUIPMENT	\$ 799	
TV, RADIOS, CAMERAS, ETC.	\$ 914	
FIREARMS		
HOUSEHOLD GOODS		
CONSUMABLE GOODS	\$ 2,177	
LIVESTOCK		
MISCELLANEOUS	\$ 6,745	\$ 1,000
GRAND TOTAL	\$ 65,719	\$ 256,589

LAW ENFORCEMENT OFFICERS KILLED OR ASSAULTED

Type Of Activity	Total assaults by weapon	Type of Weapon				Type of Assignment								Officer assaults cleared
		Firearm	Knife or other cutting instrument	Other dangerous weapon	Hands, fists, feet, etc.	Two-officer vehicle	One-officer vehicle		Detective or special assign.		Other			
							Alone	Asst	Alone	Ast	Alone	Asst		
	A	B	C	D	E	F	G	H	I	J	K	L	M	
1. Responding to disturbance call (family quarrels, person with firearm, etc.)														
2. Burglaries in progress or pursuing burglary suspects														
3. Robberies in progress or pursuing robbery suspects														
4. Attempting other arrests														
5. Civil disorder (riot, mass disobedience, etc.)														
6. Handling, transporting, custody of prisoners														
7. Investigating suspicious persons or circumstances														
8. Ambush - no warning														
9. Handling persons with mental illness														
10. Traffic pursuits and stops														
11. All other														
12. TOTAL (1-11)														
13. Number with personal injury														
14. Number without personal injury														

15. Time of Assaults	12 AM	2 AM	4 AM	6 AM	8 AM	10 AM	NOON	2 PM	4 PM	6 PM	8 PM	10 PM

AGE, SEX AND RACE OF PERSONS ARRESTED
18 Years of age and over

CLASSIFICATIONS OF OFFENSES	UCR	SEX	AGE																	TOT	RACE				
			18	19	20	21	22	23	24	25 29	30 34	35 39	40 44	45 49	50 54	55 59	60 64	65 OV	WHT		BLK	IND	ASN	PAC	
MURDER/NONNEG MANSLAUGHTER	01A	M																							
		F																							
MANSLAUGHTER BY NEGLIGENCE	01B	M																							
		F																							
RAPE	02	M																							
		F																							
ROBBERY	03	M																							
		F																							
AGGRAVATED ASSAULT	04	M																							
		F																							
BURGLARY	05	M																							
		F																							
LARCENY	06	M																							
		F																							
MOTOR VEHICLE THEFT	07	M																							
		F																							
OTHER ASSAULTS	08	M																1	1	1					
		F																							
ARSON	09	M																							
		F																							
FORGERY	10	M																							
		F																							
FRAUD	11	M																							
		F																							
EMBEZZLEMENT	12	M																							
		F																							
STOLEN PROPERTY	13	M																							
		F																							
VANDALISM	14	M																							
		F																							
WEAPONS	15	M																							
		F																							
PROSTITUTION AND COMMERCIALIZED VICE	16	M																							
		F																							

CLASSIFICATIONS OF OFFENSES	UCR	SEX	AGE																	TOT	RACE				
			18	19	20	21	22	23	24	25 29	30 34	35 39	40 44	45 49	50 54	55 59	60 64	65 OV	WHT		BLK	IND	ASN	PAC	
PROSTITUTION	16A	M																							
		F																							
ASSISTING OR PROMOTING PROSTITUTION	16B	M																							
		F																							
PURCHASING PROSTITUTION	16C	M																							
		F																							
SEX OFFENSES	17	M																							
		F																							
DRUG/SALE/MAN	180	M																							
		F																							
NARCOTICS	180A	M																							
		F																							
MARIJUANA	180B	M																							
		F																							
SYNTHETIC NARCOTICS	180C	M																							
		F																							
OTHER/NON-NARCOTICS	180D	M																							
		F																							
DRUG/POSSESSION	185	M																							
		F																							
NARCOTICS	185E	M																							
		F																							
MARIJUANA	185F	M																							
		F																							
SYNTHETIC NARCOTICS	185G	M																							
		F																							
OTHER/NON-NARCOTICS	185H	M																							
		F																							
GAMBLING	19	M																							
		F																							
BOOKMAKING	19A	M																							
		F																							
NUMBERS	19B	M																							
		F																							
OTHER GAMBLING	19C	M																							
		F																							
FAMILY/CHILD	20	M																							
		F																							

CLASSIFICATIONS OF OFFENSES	UCR	SEX	AGE																TOT	RACE				
			18	19	20	21	22	23	24	25 29	30 34	35 39	40 44	45 49	50 54	55 59	60 64	65 OV		WHT	BLK	IND	ASN	PAC
DRIVING INFLUENCE	21	M								2	1	2					1		6	5		1	1	
		F								1			1						2					
LIQUOR LAWS	22	M																						
		F																						
DRUNKENNESS	23	M																						
		F																						
DISORDERLY CONDUCT	24	M																						
		F																						
VAGRANCY	25	M																						
		F																						
ALL OTHER	26	M								3	1	1	1					1	7	3	3	2		
		F											1						1					
SUSPICION	27	M																						
		F																						
HUMAN TRAFFICKING/COMMERCIAL SEX ACTS	30	M																						
		F																						
HUMAN TRAFFICKING/INVOLUNTAR Y SERVITUDE	31	M																						
		F																						
TOTAL BY SEX		M								5	2	3	1			1		2	14	9	3	3	1	
		F								1			2					3						
GRAND TOTAL			0	0	0	0	0	0	0	6	2	3	3	0	0	1	0	2	17	9	3	3	1	0

AGE, SEX AND RACE OF PERSONS ARRESTED
under 18 Years of age

CLASSIFICATIONS OF OFFENSES	UCR	Sex	AGE						TOT	RACE				
			Under 10	10-12	13-14	15	16	17		WHT	BLK	IND	ASN	PAC
MURDER/NONNEG MANSLAUGHTER	01A	M												
		F												
MANSLAUGHTER BY NEGLIGENCE	01B	M												
		F												
RAPE	02	M												
		F												
ROBBERY	03	M												
		F												
AGGRAVATED ASSAULT	04	M												
		F												
BURGLARY	05	M												
		F												
LARCENY	06	M												
		F												
MOTOR VEHICLE THEFT	07	M												
		F												
OTHER ASSAULTS	08	M												
		F												
ARSON	09	M												
		F												
FORGERY	10	M												
		F												
FRAUD	11	M												
		F												
EMBEZZLEMENT	12	M												
		F												
STOLEN PROPERTY	13	M												
		F												
VANDALISM	14	M												
		F												

CLASSIFICATIONS OF OFFENSES	UCR	Sex	AGE						TOT	RACE				
			Under 10	10-12	13-14	15	16	17		WHT	BLK	IND	ASN	PAC
WEAPONS	15	M												
		F												
PROSTITUTION AND COMMERCIALIZED VICE	16	M												
		F												
PROSTITUTION	16A	M												
		F												
ASSISTING OR PROMOTING PROSTITUTION	16B	M												
		F												
PURCHASING PROSTITUTION	16C	M												
		F												
SEX OFFENSES	17	M												
		F												
DRUG/SALE/MAN	180	M												
		F												
NARCOTICS	180A	M												
		F												
MARIJUANA	180B	M												
		F												
SYNTHETIC NARCOTICS	180C	M												
		F												
OTHER/NON-NARCOTICS	180D	M												
		F												
DRUG/POSSESSION	185	M												
		F												
NARCOTICS	185E	M												
		F												
MARIJUANA	185F	M												
		F												
SYNTHETIC NARCOTICS	185G	M												
		F												
OTHER/NON-NARCOTICS	185H	M												
		F												
GAMBLING	19	M												
		F												

CLASSIFICATIONS OF OFFENSES	UCR	Sex	AGE						TOT	RACE				
			Under 10	10-12	13-14	15	16	17		WHT	BLK	IND	ASN	PAC
BOOKMAKING	19A	M												
		F												
NUMBERS	19B	M												
		F												
OTHER GAMBLING	19C	M												
		F												
FAMILY/CHILD	20	M												
		F												
DRIVING INFLUENCE	21	M												
		F												
LIQUOR LAWS	22	M												
		F												
DRUNKENNESS	23	M												
		F												
DISORDERLY CONDUCT	24	M												
		F												
VAGRANCY	25	M												
		F												
ALL OTHER	26	M												
		F												
SUSPICION	27	M												
		F												
CURFEW	28	M												
		F												
RUN-AWAYS	29	M												
		F												
HUMAN TRAFFICKING/COMMERCIAL SEX ACTS	30	M												
		F												
HUMAN TRAFFICKING/INVOLUNTARY SERVITUDE	31	M												
		F												
TOTAL BY SEX		M												
		F												
GRAND TOTAL			0	0	0	0	0	0	0	0	0	0	0	0

MONTHLY RETURN OF ARSON OFFENSES KNOWN TO LAW ENFORCEMENT

1 PROPERTY CLASSIFICATION	2 Offenses Reported or Known to Police (Include Unfounded and attempts)	3 Unfounded, i.e. False or Baseless Complaints	4 Number of Actual Offenses (Column 2 Minus Column 3) Include Attempt)	5 Total Offenses Cleared by Arrest or Exceptional Means (Include Column 6)	6 Number of Clearances Involving Only Persons Under 18 Years of Age	7 Offenses Where Structures Uninhabited, Abandoned, or not Normally in Use	8 Estimated Value of Property Damage
STRUCTURAL							
A. Single Occupancy Residential: Houses, Townhouses, Duplexes, etc.							
B. Other Residential: Apartments, Tenements, Flats, Hotels, Motels, Inns, Dormitories, Boarding Houses, etc.							
C. Storage: Barns, Garages, Warehouses, etc.							
D. Industrial/Manufacturing							
E. Other Commercial: Stores, Restaurants, Offices, etc.							
F. Community/Public: Churches, Jails, Schools, Colleges, Hospitals, etc.							
G. All Other Structure: Out Buildings, Monuments, Buildings Under Construction, etc.							
TOTAL STRUCTURAL							
MOBILE							
H. Motor Vehicles: Automobiles, Trucks, Buses, Motorcycles, etc.: UCR Definition							
I. Other Mobile Property: Trailers, Recreational Vehicles, Airplanes, Boats, etc.							
TOTAL MOBILE							
OTHER							
J. TOTAL OTHER Crops, Timber, Fences, Signs, etc.							
TOTAL OTHER							
GRAND TOTAL							

Grand Total for arson include both attempted and completed. Attempted arsons will not have an associated property type of value.

HUMAN TRAFFICKING OFFENSES

(1) Human Trafficking Classification	(2) Offenses Reported	(3) Unfounded Offenses	(4) Actual Offenses	(5) Offenses Cleared	(6) Juveniles Only
Commercial Sex Acts					
Involuntary Servitude					
GRAND TOTAL					

RETURN A - MONTHLY RETURN OF OFFENSES KNOWN TO POLICE

(1) Classification of Offense	(2) Offenses Reported	(3) Unfounded Offenses	(4) Actual Offenses	(5) Offenses Cleared	(6) Juveniles Only
CRIMINAL HOMICIDE					
MURDER/NONNEG MANSLAUGHTER	10		10	7	
MANSLAUGHTER BY NEGLIGENCE					
TOTAL	10		10	7	
RAPE					
RAPE	36		36	2	1
ATTEMPTS TO COMMIT RAPE	2		2		
TOTAL	38		38	2	1
ROBBERY					
FIREARM	4		4	1	
KNIFE/CUTTING INSTRUMENT	4		4		
OTHER DANGEROUS WEAPON	4		4	2	
STRONG-ARM (HANDS, FISTS)	20		20	6	
TOTAL	32		32	9	
ASSAULT					
KNIFE OR CUTTING INSTRUMENT	41		41	24	2
FIREARM	53		53	24	
OTHER DANGEROUS WEAPON	72		72	37	6
HANDS, FIST, FEET, AGGRAVATED	26		26	9	
OTHER ASSAULTS - SIMPLE	520		520	246	16
TOTAL	712		712	340	24
BURGLARY					
FORCIBLE ENTRY	70		70	3	
UNLAWFUL ENTRY - NO FORCE	59		59	10	
ATTEMPTED FORCIBLE ENTRY	5		5		
TOTAL	134		134	13	
LARCENY-THEFT					
THEFT (EX MOTOR VEHICLE)	1,114		1,114	75	7
TOTAL	1,114		1,114	75	7
MOTOR VEHICLE THEFT					
AUTOS	96		96	17	
TRUCKS AND BUSES	55		55	5	
OTHER VEHICLES	17		17		
TOTAL	168		168	22	
GRAND TOTAL	2,208		2,208	468	32

PROPERTY STOLEN BY CLASSIFICATION

CLASSIFICATION OF OFFENSES	NUMBER ACTUAL OFFENSES	VALUE OF PROPERTY STOLEN
MURDER AND NONNEGLIGENT MANSLAUGHTER	10	\$ 5,000
RAPE	38	
ROBBERY		
HIGHWAY (STREET, ALLEYS, ETC.)	9	\$ 2,885
COMMERCIAL HOUSE	9	\$ 2,444
GAS OR SERVICE STATION	1	\$ 25
CONVENIENCE STORE	0	
RESIDENCE	4	\$ 1,482
BANK	0	
MISCELLANEOUS	9	\$ 4,558
TOTAL ROBBERY	32	\$ 11,394
BURGLARY		
RESIDENCE (DWELLING)		
NIGHT (6PM-6AM)	18	\$ 31,134
DAY (6AM-6PM)	14	\$ 19,439
UNKNOWN	0	
NON-RESIDENCE (STORE ETC.)		
NIGHT (6PM-6AM)	67	\$ 154,057
DAY (6AM-6PM)	35	\$ 183,550
UNKNOWN	0	
TOTAL BURGLARY	134	\$ 388,180
LARCENY-THEFT		
\$200 AND OVER	538	\$ 892,148
\$50 TO \$200	317	\$ 33,645
UNDER \$50	259	\$ 5,525
TOTAL	1,114	\$ 931,318
6X. NATURE OF LARCENIES UNDER ITEM 6		
POCKET-PICKING	2	\$ 700
PURSE-SNATCHING	1	\$ 729
SHOPLIFTING	495	\$ 103,563
FROM MOTOR VEHICLE	153	\$ 128,121
MOTOR VEHICLE PARTS AND ACCESSORIES	74	\$ 78,378
BICYCLES	79	\$ 57,068
FROM BUILDING (EX C&H)	153	\$ 226,837
FROM COIN-OP MACHINES	1	\$ 10
ALL OTHER	156	\$ 335,912
TOTAL LARCENY	1,114	\$ 931,318
MOTOR VEHICLE THEFT		
STOLEN & RECOVERED LOCALLY	0	
STOLEN LOCALLY & RECOVERED OTHER	0	
TOTAL STOLEN OTHER & RECOVERED LOCAL	133	
STOLEN IN OTHER JURIS & RECOVERED LOCALLY	0	
TOTAL MOTOR VEHICLE THEFT	168	\$ 1,846,444
GRAND TOTAL	1,496	\$ 3,182,336

PROPERTY BY TYPE AND VALUE

Type of Property (1)	Monetary Value of Property Stolen in Your Jurisdiction	
	STOLEN (2)	RECOVERED (3)
CURRENCY, NOTES, ETC.	\$ 205,208	\$ 123,467
JEWELRY & PRECIOUS METALS	\$ 53,798	\$ 539
CLOTHING AND FURS	\$ 36,810	\$ 7,143
LOCALLY STOLEN MOTOR VEHICLE	\$ 1,900,148	\$ 1,546,710
OFFICE EQUIPMENT	\$ 36,456	\$ 4,621
TV, RADIOS, CAMERAS, ETC.	\$ 17,256	\$ 1,996
FIREARMS	\$ 30,992	\$ 3,550
HOUSEHOLD GOODS	\$ 20,701	\$ 3,993
CONSUMABLE GOODS	\$ 16,111	\$ 2,665
LIVESTOCK	\$ 500	
MISCELLANEOUS	\$ 864,348	\$ 109,047
GRAND TOTAL	\$ 3,182,328	\$ 1,803,731

LAW ENFORCEMENT OFFICERS KILLED OR ASSAULTED

Type Of Activity	Total assaults by weapon	Type of Weapon				Type of Assignment						Officer assaults cleared	
		Firearm	Knife or other cutting instrument	Other dangerous weapon	Hands, fists, feet, etc.	Two-officer vehicle	One-officer vehicle		Detective or special assign.		Other		
							Alone	Asst	Alone	Ast	Alone		Asst
	A	B	C	D	E	F	G	H	I	J	K	L	M
1. Responding to disturbance call (family quarrels, person with firearm, etc.)	10				10		1	9					9
2. Burglaries in progress or pursuing burglary suspects	1				1			1					1
3. Robberies in progress or pursuing robbery suspects													
4. Attempting other arrests	7				7	1	3	3					7
5. Civil disorder (riot, mass disobedience, etc.)													
6. Handling, transporting, custody of prisoners	2				2	2							2
7. Investigating suspicious persons or circumstances	4	2			2	2	2						4
8. Ambush - no warning	1				1		1						1
9. Handling persons with mental illness	1				1	1							1
10. Traffic pursuits and stops													
11. All other													
12. TOTAL (1-11)	26	2			24	6	7	13					25
13. Number with personal injury	19				19								
14. Number without personal injury	7	2			5								

15. Time of Assaults	12 AM	2 AM	4 AM	6 AM	8 AM	10 AM	NOON	2 PM	4 PM	6 PM	8 PM	10 PM
	3	3	1			1	7		2	4	2	3

AGE, SEX AND RACE OF PERSONS ARRESTED
18 Years of age and over

CLASSIFICATIONS OF OFFENSES	UCR	SEX	AGE																TOT	RACE				
			18	19	20	21	22	23	24	25 29	30 34	35 39	40 44	45 49	50 54	55 59	60 64	65 OV		WHT	BLK	IND	ASN	PAC
MURDER/NONNEG MANSLAUGHTER	01A	M	1		1	2	1				2		1						8	7	1			
		F																						
MANSLAUGHTER BY NEGLIGENCE	01B	M																						
		F																						
RAPE	02	M											1						1	1				
		F																						
ROBBERY	03	M	1							1	1	3	1						7	3	1	4	1	
		F											2						2					
AGGRAVATED ASSAULT	04	M	3	3		1	2	2	3	14	5	7	4	5	1	1	1	3	55	27	8	36	2	
		F	1	1	1					4	2	4	2		1		2		18					
BURGLARY	05	M	1							1	4		1	1	1				9	9	1	3		
		F								1	1	2							4					
LARCENY	06	M	1			1	1	2	4	6	7	4	3	3	4				36	33	3	30		
		F	1	2					1	5	5	9	3	2	1	1			30					
MOTOR VEHICLE THEFT	07	M		2			2	1		5	2	2		2					16	4		17		
		F									1	2	1			1			5					
OTHER ASSAULTS	08	M	2	3	2	3	10	14	4	21	19	14	19	14	7	8		2	142	78	26	99	7	
		F	2	2	2	1	4	5	2	11	20	7	3	4	1	3	1		68					
ARSON	09	M		1													1		2	1	1	2		
		F								1						1			2					
FORGERY	10	M																						
		F																						
FRAUD	11	M								2		1				1			4	8		4		
		F								2	2		2	2					8					
EMBEZZLEMENT	12	M	1																1	2	1			
		F	1									1							2					
STOLEN PROPERTY	13	M																						
		F																						
VANDALISM	14	M	1	2			3	1	4	4	3	4	4	4	2	2		1	35	14	8	26		
		F				1	2	1		5		4							13					
WEAPONS	15	M			2	1	2	2	1	5	5	1	2	1					22	22		4		
		F								2	1	1							4					
PROSTITUTION AND COMMERCIALIZED VICE	16	M																						
		F																						

CLASSIFICATIONS OF OFFENSES	UCR	SEX	AGE																	TOT	RACE				
			18	19	20	21	22	23	24	25 29	30 34	35 39	40 44	45 49	50 54	55 59	60 64	65 OV	WHT		BLK	IND	ASN	PAC	
PROSTITUTION	16A	M																							
		F																							
ASSISTING OR PROMOTING PROSTITUTION	16B	M																							
		F																							
PURCHASING PROSTITUTION	16C	M																							
		F																							
SEX OFFENSES	17	M																							
		F																							
DRUG/SALE/MAN	180	M																							
		F																							
NARCOTICS	180A	M																							
		F																							
MARIJUANA	180B	M																							
		F																							
SYNTHETIC NARCOTICS	180C	M																							
		F																							
OTHER/NON-NARCOTICS	180D	M																							
		F																							
DRUG/POSSESSION	185	M			1					1	1		1	2					6	7		4	1		
		F									3	1		2					6						
NARCOTICS	185E	M								1	1								2	3		1			
		F									2								2						
MARIJUANA	185F	M																							
		F																							
SYNTHETIC NARCOTICS	185G	M																							
		F																							
OTHER/NON-NARCOTICS	185H	M			1								1	2					4	4		3	1		
		F									1	1		2					4						
GAMBLING	19	M																							
		F																							
BOOKMAKING	19A	M																							
		F																							
NUMBERS	19B	M																							
		F																							
OTHER GAMBLING	19C	M																							
		F																							
FAMILY/CHILD	20	M																							
		F																							

CLASSIFICATIONS OF OFFENSES	UCR	SEX	AGE																	TOT	RACE				
			18	19	20	21	22	23	24	25 29	30 34	35 39	40 44	45 49	50 54	55 59	60 64	65 OV	WHT		BLK	IND	ASN	PAC	
DRIVING INFLUENCE	21	M	1	4	5	7	8	6	14	22	13	11	10	5	6	8	6	7	133	114	21	48	6		
		F	2	3	2	2	3	2	2	13	9	11	5	2		2		1	59						
LIQUOR LAWS	22	M																							
		F																							
DRUNKENNESS	23	M								1									1	1		1			
		F											1					1							
DISORDERLY CONDUCT	24	M		1	1		3	1	4	4	5	5	3	5	1	1	1	1	36	19	4	27	3		
		F		1				1		3	4	1	3	4	1				18						
VAGRANCY	25	M																							
		F																							
ALL OTHER	26	M	3	1	4	6	2	2	6	14	17	27	25	17	15	31	9	15	194	131	29	156	2		
		F	1		3		2	7	4	12	9	24	9	27	5	15	1	5	124						
SUSPICION	27	M																							
		F																							
HUMAN TRAFFICKING/COMMERCIAL SEX ACTS	30	M																							
		F																							
HUMAN TRAFFICKING/INVOLUNTAR Y SERVITUDE	31	M																							
		F																							
TOTAL BY SEX		M	15	17	16	21	34	31	40	101	84	79	75	59	37	52	18	29	708	481	104	461	22		
		F	8	9	8	4	11	16	9	59	57	67	30	44	9	23	4	6	364						
GRAND TOTAL			23	26	24	25	45	47	49	160	141	146	105	103	46	75	22	35	1,072	481	104	461	22	0	

AGE, SEX AND RACE OF PERSONS ARRESTED
under 18 Years of age

CLASSIFICATIONS OF OFFENSES	UCR	Sex	AGE						TOT	RACE				
			Under 10	10-12	13-14	15	16	17		WHT	BLK	IND	ASN	PAC
MURDER/NONNEG MANSLAUGHTER	01A	M												
		F												
MANSLAUGHTER BY NEGLIGENCE	01B	M												
		F												
RAPE	02	M					1		1		1			
		F												
ROBBERY	03	M												
		F												
AGGRAVATED ASSAULT	04	M		1		3	3		7	5		3		
		F					1		1					
BURGLARY	05	M												
		F												
LARCENY	06	M				1	1	4	6	4		6		
		F					3	1	4					
MOTOR VEHICLE THEFT	07	M			1				1	1				
		F												
OTHER ASSAULTS	08	M			3	6	3		12	12	2	4		
		F		1	2		1	2	6					
ARSON	09	M												
		F												
FORGERY	10	M												
		F												
FRAUD	11	M												
		F												
EMBEZZLEMENT	12	M												
		F												
STOLEN PROPERTY	13	M												
		F												
VANDALISM	14	M		1			1		2			3		
		F					1		1					

CLASSIFICATIONS OF OFFENSES	UCR	Sex	AGE						TOT	RACE				
			Under 10	10-12	13-14	15	16	17		WHT	BLK	IND	ASN	PAC
WEAPONS	15	M						1	1		1			
		F												
PROSTITUTION AND COMMERCIALIZED VICE	16	M												
		F												
PROSTITUTION	16A	M												
		F												
ASSISTING OR PROMOTING PROSTITUTION	16B	M												
		F												
PURCHASING PROSTITUTION	16C	M												
		F												
SEX OFFENSES	17	M				1			1			1		
		F												
DRUG/SALE/MAN	180	M												
		F												
NARCOTICS	180A	M												
		F												
MARIJUANA	180B	M												
		F												
SYNTHETIC NARCOTICS	180C	M												
		F												
OTHER/NON-NARCOTICS	180D	M												
		F												
DRUG/POSSESSION	185	M		1	1	1	1		4	3	1			
		F												
NARCOTICS	185E	M			1				1	1				
		F												
MARIJUANA	185F	M		1		1			2	2				
		F												
SYNTHETIC NARCOTICS	185G	M					1		1		1			
		F												
OTHER/NON-NARCOTICS	185H	M												
		F												
GAMBLING	19	M												
		F												

CLASSIFICATIONS OF OFFENSES	UCR	Sex	AGE						TOT	RACE				
			Under 10	10-12	13-14	15	16	17		WHT	BLK	IND	ASN	PAC
BOOKMAKING	19A	M												
		F												
NUMBERS	19B	M												
		F												
OTHER GAMBLING	19C	M												
		F												
FAMILY/CHILD	20	M												
		F												
DRIVING INFLUENCE	21	M						1	1	1		2		
		F				1		1	2					
LIQUOR LAWS	22	M												
		F												
DRUNKENNESS	23	M												
		F												
DISORDERLY CONDUCT	24	M										1		
		F					1		1					
VAGRANCY	25	M												
		F												
ALL OTHER	26	M				1		2	3	1	2	1		
		F				1			1					
SUSPICION	27	M												
		F												
CURFEW	28	M												
		F												
RUN-AWAYS	29	M												
		F												
HUMAN TRAFFICKING/COMMERCIAL SEX ACTS	30	M												
		F												
HUMAN TRAFFICKING/INVOLUNTARY SERVITUDE	31	M												
		F												
TOTAL BY SEX		M		3	5	13	10	8	39	27	7	21		
		F		1	2	2	7	4	16					
GRAND TOTAL			0	4	7	15	17	12	55	27	7	21	0	0

MONTHLY RETURN OF ARSON OFFENSES KNOWN TO LAW ENFORCEMENT

1 PROPERTY CLASSIFICATION	2 Offenses Reported or Known to Police (Include Unfounded and attempts)	3 Unfounded, i.e. False or Baseless Complaints	4 Number of Actual Offenses (Column 2 Minus Column 3) Include Attempt)	5 Total Offenses Cleared by Arrest or Exceptional Means (Include Column 6)	6 Number of Clearances Involving Only Persons Under 18 Years of Age	7 Offenses Where Structures Uninhabited, Abandoned, or not Normally in Use	8 Estimated Value of Property Damage
STRUCTURAL							
A. Single Occupancy Residential: Houses, Townhouses, Duplexes, etc.	3		3				\$ 121,000
B. Other Residential: Apartments, Tenements, Flats, Hotels, Motels, Inns, Dormitories, Boarding Houses, etc.	7		7	3			\$ 211,820
C. Storage: Barns, Garages, Warehouses, etc.							
D. Industrial/Manufacturing	1		1				\$ 450,000
E. Other Commercial: Stores, Restaurants, Offices, etc.	1		1				\$ 1,000
F. Community/Public: Churches, Jails, Schools, Colleges, Hospitals, etc.	2		2	1			\$ 13,000
G. All Other Structure: Out Buildings, Monuments, Buildings Under Construction, etc.	4		4				\$ 10,350
TOTAL STRUCTURAL	18		18	4			\$ 807,170
MOBILE							
H. Motor Vehicles: Automobiles, Trucks, Buses, Motorcycles, etc.: UCR Definition	5		5				\$ 7,000
I. Other Mobile Property: Trailers, Recreational Vehicles, Airplanes, Boats, etc.							
TOTAL MOBILE	5		5				\$ 7,000
OTHER							
J. TOTAL OTHER Crops, Timber, Fences, Signs, etc.	1		1				\$ 10
TOTAL OTHER	1		1				\$ 10
GRAND TOTAL	25		25	4			\$ 814,180

Grand Total for arson include both attempted and completed. Attempted arsons will not have an associated property type of value.

HUMAN TRAFFICKING OFFENSES

(1) Human Trafficking Classification	(2) Offenses Reported	(3) Unfounded Offenses	(4) Actual Offenses	(5) Offenses Cleared	(6) Juveniles Only
Commercial Sex Acts					
Involuntary Servitude					
GRAND TOTAL					

RETURN A - MONTHLY RETURN OF OFFENSES KNOWN TO POLICE

(1) Classification of Offense	(2) Offenses Reported	(3) Unfounded Offenses	(4) Actual Offenses	(5) Offenses Cleared	(6) Juveniles Only
CRIMINAL HOMICIDE					
MURDER/NONNEG MANSLAUGHTER					
MANSLAUGHTER BY NEGLIGENCE					
TOTAL					
RAPE					
RAPE	1		1		
ATTEMPTS TO COMMIT RAPE					
TOTAL	1		1		
ROBBERY					
FIREARM					
KNIFE/CUTTING INSTRUMENT					
OTHER DANGEROUS WEAPON					
STRONG-ARM (HANDS, FISTS)					
TOTAL					
ASSAULT					
KNIFE OR CUTTING INSTRUMENT					
FIREARM	1		1	1	
OTHER DANGEROUS WEAPON					
HANDS, FIST, FEET, AGGRAVATED					
OTHER ASSAULTS - SIMPLE	9		9	6	1
TOTAL	10		10	7	1
BURGLARY					
FORCIBLE ENTRY	2		2		
UNLAWFUL ENTRY - NO FORCE	1		1	1	
ATTEMPTED FORCIBLE ENTRY					
TOTAL	3		3	1	
LARCENY-THEFT					
THEFT (EX MOTOR VEHICLE)	4		4		
TOTAL	4		4		
MOTOR VEHICLE THEFT					
AUTOS					
TRUCKS AND BUSES					
OTHER VEHICLES	1		1		
TOTAL	1		1		
GRAND TOTAL	19		19	8	1

PROPERTY STOLEN BY CLASSIFICATION

CLASSIFICATION OF OFFENSES	NUMBER ACTUAL OFFENSES	VALUE OF PROPERTY STOLEN
MURDER AND NONNEGLIGENT MANSLAUGHTER	0	
RAPE	1	
ROBBERY		
HIGHWAY (STREET, ALLEYS, ETC.)	0	
COMMERCIAL HOUSE	0	
GAS OR SERVICE STATION	0	
CONVENIENCE STORE	0	
RESIDENCE	0	
BANK	0	
MISCELLANEOUS	0	
TOTAL ROBBERY	0	
BURGLARY		
RESIDENCE (DWELLING)		
NIGHT (6PM-6AM)	1	\$ 1
DAY (6AM-6PM)	2	\$ 3,001
UNKNOWN	0	
NON-RESIDENCE (STORE ETC.)		
NIGHT (6PM-6AM)	0	
DAY (6AM-6PM)	0	
UNKNOWN	0	
TOTAL BURGLARY	3	\$ 3,002
LARCENY-THEFT		
\$200 AND OVER	0	
\$50 TO \$200	1	\$ 60
UNDER \$50	3	\$ 47
TOTAL	4	\$ 107
6X. NATURE OF LARCENIES UNDER ITEM 6		
POCKET-PICKING	0	
PURSE-SNATCHING	0	
SHOPLIFTING	2	\$ 46
FROM MOTOR VEHICLE	0	
MOTOR VEHICLE PARTS AND ACCESSORIES	0	
BICYCLES	0	
FROM BUILDING (EX C&H)	1	\$ 60
FROM COIN-OP MACHINES	0	
ALL OTHER	1	\$ 1
TOTAL LARCENY	4	\$ 107
MOTOR VEHICLE THEFT		
STOLEN & RECOVERED LOCALLY	0	
STOLEN LOCALLY & RECOVERED OTHER	0	
TOTAL STOLEN OTHER & RECOVERED LOCAL	0	
STOLEN IN OTHER JURIS & RECOVERED LOCALLY	0	
TOTAL MOTOR VEHICLE THEFT	1	\$ 5,000
GRAND TOTAL	9	\$ 8,109

PROPERTY BY TYPE AND VALUE

Type of Property (1)	Monetary Value of Property Stolen in Your Jurisdiction	
	STOLEN (2)	RECOVERED (3)
CURRENCY, NOTES, ETC.	\$ 3,060	\$ 3,000
JEWELRY & PRECIOUS METALS	\$ 15	\$ 15
CLOTHING AND FURS		
LOCALLY STOLEN MOTOR VEHICLE	\$ 5,000	
OFFICE EQUIPMENT		
TV, RADIOS, CAMERAS, ETC.		
FIREARMS		
HOUSEHOLD GOODS		
CONSUMABLE GOODS	\$ 32	\$ 21
LIVESTOCK		
MISCELLANEOUS	\$ 2	
GRAND TOTAL	\$ 8,109	\$ 3,036

LAW ENFORCEMENT OFFICERS KILLED OR ASSAULTED

Type Of Activity	Total assaults by weapon	Type of Weapon				Type of Assignment								Officer assaults cleared
		Firearm	Knife or other cutting instrument	Other dangerous weapon	Hands, fists, feet, etc.	Two-officer vehicle	One-officer vehicle		Detective or special assign.		Other			
							Alone	Asst	Alone	Ast	Alone	Asst		
	A	B	C	D	E	F	G	H	I	J	K	L	M	
1. Responding to disturbance call (family quarrels, person with firearm, etc.)														
2. Burglaries in progress or pursuing burglary suspects														
3. Robberies in progress or pursuing robbery suspects														
4. Attempting other arrests														
5. Civil disorder (riot, mass disobedience, etc.)														
6. Handling, transporting, custody of prisoners														
7. Investigating suspicious persons or circumstances	1				1							1	1	
8. Ambush - no warning														
9. Handling persons with mental illness														
10. Traffic pursuits and stops														
11. All other														
12. TOTAL (1-11)	1				1							1	1	
13. Number with personal injury														
14. Number without personal injury	1				1									

15. Time of Assaults	12 AM	2 AM	4 AM	6 AM	8 AM	10 AM	NOON	2 PM	4 PM	6 PM	8 PM	10 PM
											1	

AGE, SEX AND RACE OF PERSONS ARRESTED
18 Years of age and over

CLASSIFICATIONS OF OFFENSES	UCR	SEX	AGE																TOT	RACE				
			18	19	20	21	22	23	24	25 29	30 34	35 39	40 44	45 49	50 54	55 59	60 64	65 OV		WHT	BLK	IND	ASN	PAC
MURDER/NONNEG MANSLAUGHTER	01A	M																						
		F																						
MANSLAUGHTER BY NEGLIGENCE	01B	M																						
		F																						
RAPE	02	M																						
		F																						
ROBBERY	03	M																						
		F																						
AGGRAVATED ASSAULT	04	M								1									1	1				
		F																						
BURGLARY	05	M								1									1					
		F																						
LARCENY	06	M																						
		F																						
MOTOR VEHICLE THEFT	07	M																						
		F																						
OTHER ASSAULTS	08	M									1					3			4	2		1		
		F															1		1					
ARSON	09	M																						
		F																						
FORGERY	10	M																						
		F																						
FRAUD	11	M																						
		F																						
EMBEZZLEMENT	12	M																						
		F																						
STOLEN PROPERTY	13	M																						
		F																						
VANDALISM	14	M																						
		F																						
WEAPONS	15	M																						
		F																						
PROSTITUTION AND COMMERCIALIZED VICE	16	M																						
		F																						

CLASSIFICATIONS OF OFFENSES	UCR	SEX	AGE																	TOT	RACE				
			18	19	20	21	22	23	24	25 29	30 34	35 39	40 44	45 49	50 54	55 59	60 64	65 OV	WHT		BLK	IND	ASN	PAC	
PROSTITUTION	16A	M																							
		F																							
ASSISTING OR PROMOTING PROSTITUTION	16B	M																							
		F																							
PURCHASING PROSTITUTION	16C	M																							
		F																							
SEX OFFENSES	17	M																							
		F																							
DRUG/SALE/MAN	180	M																							
		F																							
NARCOTICS	180A	M																							
		F																							
MARIJUANA	180B	M																							
		F																							
SYNTHETIC NARCOTICS	180C	M																							
		F																							
OTHER/NON-NARCOTICS	180D	M																							
		F																							
DRUG/POSSESSION	185	M																							
		F																							
NARCOTICS	185E	M																							
		F																							
MARIJUANA	185F	M																							
		F																							
SYNTHETIC NARCOTICS	185G	M																							
		F																							
OTHER/NON-NARCOTICS	185H	M																							
		F																							
GAMBLING	19	M																							
		F																							
BOOKMAKING	19A	M																							
		F																							
NUMBERS	19B	M																							
		F																							
OTHER GAMBLING	19C	M																							
		F																							
FAMILY/CHILD	20	M																							
		F																							

CLASSIFICATIONS OF OFFENSES	UCR	SEX	AGE																	TOT	RACE				
			18	19	20	21	22	23	24	25 29	30 34	35 39	40 44	45 49	50 54	55 59	60 64	65 OV	WHT		BLK	IND	ASN	PAC	
DRIVING INFLUENCE	21	M									3	1			1		1	6	7		1				
		F								1	2			1				4							
LIQUOR LAWS	22	M																							
		F																							
DRUNKENNESS	23	M																							
		F																							
DISORDERLY CONDUCT	24	M																							
		F																							
VAGRANCY	25	M																							
		F																							
ALL OTHER	26	M								1	2		2					5	5		1				
		F						1										1							
SUSPICION	27	M																							
		F																							
HUMAN TRAFFICKING/COMMERCIAL SEX ACTS	30	M																							
		F																							
HUMAN TRAFFICKING/INVOLUNTAR Y SERVITUDE	31	M																							
		F																							
TOTAL BY SEX		M								3	6	1	2		1	3		1	17	15		3			
		F							1		1	2			1			1	6						
GRAND TOTAL			0	0	0	0	0	1	0	4	8	1	2	1	1	3	1	1	23	15	0	3	0	0	

AGE, SEX AND RACE OF PERSONS ARRESTED
under 18 Years of age

CLASSIFICATIONS OF OFFENSES	UCR	Sex	AGE						TOT	RACE				
			Under 10	10-12	13-14	15	16	17		WHT	BLK	IND	ASN	PAC
MURDER/NONNEG MANSLAUGHTER	01A	M												
		F												
MANSLAUGHTER BY NEGLIGENCE	01B	M												
		F												
RAPE	02	M												
		F												
ROBBERY	03	M												
		F												
AGGRAVATED ASSAULT	04	M												
		F												
BURGLARY	05	M												
		F												
LARCENY	06	M												
		F												
MOTOR VEHICLE THEFT	07	M												
		F												
OTHER ASSAULTS	08	M			1				1	1				
		F												
ARSON	09	M												
		F												
FORGERY	10	M												
		F												
FRAUD	11	M												
		F												
EMBEZZLEMENT	12	M												
		F												
STOLEN PROPERTY	13	M												
		F												
VANDALISM	14	M												
		F												

CLASSIFICATIONS OF OFFENSES	UCR	Sex	AGE						TOT	RACE				
			Under 10	10-12	13-14	15	16	17		WHT	BLK	IND	ASN	PAC
WEAPONS	15	M												
		F												
PROSTITUTION AND COMMERCIALIZED VICE	16	M												
		F												
PROSTITUTION	16A	M												
		F												
ASSISTING OR PROMOTING PROSTITUTION	16B	M												
		F												
PURCHASING PROSTITUTION	16C	M												
		F												
SEX OFFENSES	17	M												
		F												
DRUG/SALE/MAN	180	M												
		F												
NARCOTICS	180A	M												
		F												
MARIJUANA	180B	M												
		F												
SYNTHETIC NARCOTICS	180C	M												
		F												
OTHER/NON-NARCOTICS	180D	M												
		F												
DRUG/POSSESSION	185	M												
		F												
NARCOTICS	185E	M												
		F												
MARIJUANA	185F	M												
		F												
SYNTHETIC NARCOTICS	185G	M												
		F												
OTHER/NON-NARCOTICS	185H	M												
		F												
GAMBLING	19	M												
		F												

CLASSIFICATIONS OF OFFENSES	UCR	Sex	AGE						TOT	RACE				
			Under 10	10-12	13-14	15	16	17		WHT	BLK	IND	ASN	PAC
BOOKMAKING	19A	M												
		F												
NUMBERS	19B	M												
		F												
OTHER GAMBLING	19C	M												
		F												
FAMILY/CHILD	20	M												
		F												
DRIVING INFLUENCE	21	M												
		F												
LIQUOR LAWS	22	M												
		F												
DRUNKENNESS	23	M												
		F												
DISORDERLY CONDUCT	24	M												
		F												
VAGRANCY	25	M												
		F												
ALL OTHER	26	M												
		F												
SUSPICION	27	M												
		F												
CURFEW	28	M												
		F												
RUN-AWAYS	29	M												
		F												
HUMAN TRAFFICKING/COMMERCIAL SEX ACTS	30	M												
		F												
HUMAN TRAFFICKING/INVOLUNTARY SERVITUDE	31	M												
		F												
TOTAL BY SEX		M			1				1	1				
		F												
GRAND TOTAL			0	0	1	0	0	0	1	1	0	0	0	0

MONTHLY RETURN OF ARSON OFFENSES KNOWN TO LAW ENFORCEMENT

1 PROPERTY CLASSIFICATION	2 Offenses Reported or Known to Police (Include Unfounded and attempts)	3 Unfounded, i.e. False or Baseless Complaints	4 Number of Actual Offenses (Column 2 Minus Column 3) Include Attempt)	5 Total Offenses Cleared by Arrest or Exceptional Means (Include Column 6)	6 Number of Clearances Involving Only Persons Under 18 Years of Age	7 Offenses Where Structures Uninhabited, Abandoned, or not Normally in Use	8 Estimated Value of Property Damage
STRUCTURAL							
A. Single Occupancy Residential: Houses, Townhouses, Duplexes, etc.							
B. Other Residential: Apartments, Tenements, Flats, Hotels, Motels, Inns, Dormitories, Boarding Houses, etc.							
C. Storage: Barns, Garages, Warehouses, etc.							
D. Industrial/Manufacturing							
E. Other Commercial: Stores, Restaurants, Offices, etc.							
F. Community/Public: Churches, Jails, Schools, Colleges, Hospitals, etc.							
G. All Other Structure: Out Buildings, Monuments, Buildings Under Construction, etc.							
TOTAL STRUCTURAL							
MOBILE							
H. Motor Vehicles: Automobiles, Trucks, Buses, Motorcycles, etc.: UCR Definition							
I. Other Mobile Property: Trailers, Recreational Vehicles, Airplanes, Boats, etc.							
TOTAL MOBILE							
OTHER							
J. TOTAL OTHER Crops, Timber, Fences, Signs, etc.							
TOTAL OTHER							
GRAND TOTAL							

Grand Total for arson include both attempted and completed. Attempted arsons will not have an associated property type of value.

HUMAN TRAFFICKING OFFENSES

(1) Human Trafficking Classification	(2) Offenses Reported	(3) Unfounded Offenses	(4) Actual Offenses	(5) Offenses Cleared	(6) Juveniles Only
Commercial Sex Acts					
Involuntary Servitude					
GRAND TOTAL					

RETURN A - MONTHLY RETURN OF OFFENSES KNOWN TO POLICE

(1) Classification of Offense	(2) Offenses Reported	(3) Unfounded Offenses	(4) Actual Offenses	(5) Offenses Cleared	(6) Juveniles Only
CRIMINAL HOMICIDE					
MURDER/NONNEG MANSLAUGHTER	1		1	2	
MANSLAUGHTER BY NEGLIGENCE					
TOTAL	1		1	2	
RAPE					
RAPE	8		8	2	
ATTEMPTS TO COMMIT RAPE					
TOTAL	8		8	2	
ROBBERY					
FIREARM					
KNIFE/CUTTING INSTRUMENT					
OTHER DANGEROUS WEAPON					
STRONG-ARM (HANDS, FISTS)					
TOTAL					
ASSAULT					
KNIFE OR CUTTING INSTRUMENT	1		1	1	
FIREARM	1		1		
OTHER DANGEROUS WEAPON	11		11	11	
HANDS, FIST, FEET, AGGRAVATED	3		3	3	
OTHER ASSAULTS - SIMPLE	38		38	27	1
TOTAL	54		54	42	1
BURGLARY					
FORCIBLE ENTRY	2		2	1	
UNLAWFUL ENTRY - NO FORCE	1		1		
ATTEMPTED FORCIBLE ENTRY	1		1		
TOTAL	4		4	1	
LARCENY-THEFT					
THEFT (EX MOTOR VEHICLE)	63		63	14	2
TOTAL	63		63	14	2
MOTOR VEHICLE THEFT					
AUTOS	1		1		
TRUCKS AND BUSES	1		1		
OTHER VEHICLES	4		4	2	
TOTAL	6		6	2	
GRAND TOTAL	136		136	63	3

PROPERTY STOLEN BY CLASSIFICATION

CLASSIFICATION OF OFFENSES	NUMBER ACTUAL OFFENSES	VALUE OF PROPERTY STOLEN
MURDER AND NONNEGLIGENT MANSLAUGHTER	1	
RAPE	8	
ROBBERY		
HIGHWAY (STREET, ALLEYS, ETC.)	0	
COMMERCIAL HOUSE	0	
GAS OR SERVICE STATION	0	
CONVENIENCE STORE	0	
RESIDENCE	0	
BANK	0	
MISCELLANEOUS	0	
TOTAL ROBBERY	0	
BURGLARY		
RESIDENCE (DWELLING)		
NIGHT (6PM-6AM)	1	\$ 25
DAY (6AM-6PM)	2	
UNKNOWN	0	
NON-RESIDENCE (STORE ETC.)		
NIGHT (6PM-6AM)	0	
DAY (6AM-6PM)	1	\$ 50
UNKNOWN	0	
TOTAL BURGLARY	4	\$ 75
LARCENY-THEFT		
\$200 AND OVER	26	\$ 60,141
\$50 TO \$200	16	\$ 1,610
UNDER \$50	21	\$ 251
TOTAL	63	\$ 62,002
6X. NATURE OF LARCENIES UNDER ITEM 6		
POCKET-PICKING	0	
PURSE-SNATCHING	0	
SHOPLIFTING	16	\$ 1,517
FROM MOTOR VEHICLE	12	\$ 34,545
MOTOR VEHICLE PARTS AND ACCESSORIES	3	\$ 1,255
BICYCLES	0	
FROM BUILDING (EX C&H)	23	\$ 22,952
FROM COIN-OP MACHINES	0	
ALL OTHER	9	\$ 1,733
TOTAL LARCENY	63	\$ 62,002
MOTOR VEHICLE THEFT		
STOLEN & RECOVERED LOCALLY	0	
STOLEN LOCALLY & RECOVERED OTHER	0	
TOTAL STOLEN OTHER & RECOVERED LOCAL	4	
STOLEN IN OTHER JURIS & RECOVERED LOCALLY	0	
TOTAL MOTOR VEHICLE THEFT	6	\$ 38,501
GRAND TOTAL	82	\$ 100,578

PROPERTY BY TYPE AND VALUE

Type of Property (1)	Monetary Value of Property Stolen in Your Jurisdiction	
	STOLEN (2)	RECOVERED (3)
CURRENCY, NOTES, ETC.	\$ 14,224	\$ 25
JEWELRY & PRECIOUS METALS	\$ 28,045	\$ 156
CLOTHING AND FURS	\$ 1,242	\$ 9
LOCALLY STOLEN MOTOR VEHICLE	\$ 38,501	\$ 30,501
OFFICE EQUIPMENT	\$ 473	\$ 150
TV, RADIOS, CAMERAS, ETC.	\$ 7	\$ 7
FIREARMS	\$ 1,501	
HOUSEHOLD GOODS	\$ 663	
CONSUMABLE GOODS	\$ 4,385	\$ 346
LIVESTOCK		
MISCELLANEOUS	\$ 11,537	\$ 875
GRAND TOTAL	\$ 100,578	\$ 32,069

LAW ENFORCEMENT OFFICERS KILLED OR ASSAULTED

Type Of Activity	Total assaults by weapon	Type of Weapon				Type of Assignment								Officer assaults cleared
		Firearm	Knife or other cutting instrument	Other dangerous weapon	Hands, fists, feet, etc.	Two-officer vehicle	One-officer vehicle		Detective or special assign.		Other			
							Alone	Asst	Alone	Ast	Alone	Asst		
	A	B	C	D	E	F	G	H	I	J	K	L	M	
1. Responding to disturbance call (family quarrels, person with firearm, etc.)														
2. Burglaries in progress or pursuing burglary suspects														
3. Robberies in progress or pursuing robbery suspects														
4. Attempting other arrests	2				2		1	1					2	
5. Civil disorder (riot, mass disobedience, etc.)														
6. Handling, transporting, custody of prisoners														
7. Investigating suspicious persons or circumstances														
8. Ambush - no warning														
9. Handling persons with mental illness														
10. Traffic pursuits and stops														
11. All other														
12. TOTAL (1-11)	2				2		1	1					2	
13. Number with personal injury	2				2									
14. Number without personal injury														

15. Time of Assaults	12 AM	2 AM	4 AM	6 AM	8 AM	10 AM	NOON	2 PM	4 PM	6 PM	8 PM	10 PM
	1	1										

AGE, SEX AND RACE OF PERSONS ARRESTED
18 Years of age and over

CLASSIFICATIONS OF OFFENSES	UCR	SEX	AGE																	TOT	RACE				
			18	19	20	21	22	23	24	25 29	30 34	35 39	40 44	45 49	50 54	55 59	60 64	65 OV	WHT		BLK	IND	ASN	PAC	
MURDER/NONNEG MANSLAUGHTER	01A	M									2							2	2						
		F																							
MANSLAUGHTER BY NEGLIGENCE	01B	M																							
		F																							
RAPE	02	M							1	1								2	1	1					
		F																							
ROBBERY	03	M																							
		F																							
AGGRAVATED ASSAULT	04	M						1		4	1	2			2			1	11	10		2			
		F															1	1							
BURGLARY	05	M									1							1	1	1					
		F																							
LARCENY	06	M									1					1	1	4	7	11					
		F							1	1	1				1			4							
MOTOR VEHICLE THEFT	07	M									1							1	2						
		F										1						1							
OTHER ASSAULTS	08	M	1			1		2		1	3	2	2	1	1	2		2	18	18		3			
		F									1	1		1				3							
ARSON	09	M																							
		F																							
FORGERY	10	M																	1						
		F									1							1							
FRAUD	11	M																							
		F																							
EMBEZZLEMENT	12	M																							
		F																							
STOLEN PROPERTY	13	M																							
		F																							
VANDALISM	14	M							1	1						2		4	4		1				
		F										1						1							
WEAPONS	15	M										1	1					2	1		1				
		F																							
PROSTITUTION AND COMMERCIALIZED VICE	16	M																							
		F																							

CLASSIFICATIONS OF OFFENSES	UCR	SEX	AGE																	TOT	RACE				
			18	19	20	21	22	23	24	25 29	30 34	35 39	40 44	45 49	50 54	55 59	60 64	65 OV	WHT		BLK	IND	ASN	PAC	
PROSTITUTION	16A	M																							
		F																							
ASSISTING OR PROMOTING PROSTITUTION	16B	M																							
		F																							
PURCHASING PROSTITUTION	16C	M																							
		F																							
SEX OFFENSES	17	M	1																1	1					
		F																							
DRUG/SALE/MAN	180	M								1			1		2				4	6					
		F									1			1					2						
NARCOTICS	180A	M								1			1		1				3	5					
		F									1			1					2						
MARIJUANA	180B	M																							
		F																							
SYNTHETIC NARCOTICS	180C	M																							
		F																							
OTHER/NON-NARCOTICS	180D	M													1				1	1					
		F																							
DRUG/POSSESSION	185	M	1							3	1	3	2		1				11	11		1			
		F								1									1						
NARCOTICS	185E	M	1							1		1							3	3		1			
		F								1									1						
MARIJUANA	185F	M																							
		F																							
SYNTHETIC NARCOTICS	185G	M										1	1						2	2					
		F																							
OTHER/NON-NARCOTICS	185H	M								2	1	1	1		1				6	6					
		F																							
GAMBLING	19	M																							
		F																							
BOOKMAKING	19A	M																							
		F																							
NUMBERS	19B	M																							
		F																							
OTHER GAMBLING	19C	M																							
		F																							
FAMILY/CHILD	20	M						1			1								2	2					
		F																							

CLASSIFICATIONS OF OFFENSES	UCR	SEX	AGE																TOT	RACE				
			18	19	20	21	22	23	24	25 29	30 34	35 39	40 44	45 49	50 54	55 59	60 64	65 OV		WHT	BLK	IND	ASN	PAC
DRIVING INFLUENCE	21	M		2	1	2	1	1	4	7	8	12	10	6	1	1	2	1	59	78	2	5	2	
		F		1		2	1	1	1	5	3	7	2		2			3	28					
LIQUOR LAWS	22	M																						
		F																						
DRUNKENNESS	23	M								1	1								2	3				
		F									1								1					
DISORDERLY CONDUCT	24	M	1		1					1	1	1			1	4	1		11	11		2		
		F												2					2					
VAGRANCY	25	M																						
		F																						
ALL OTHER	26	M					2	4	3	8	8	8	6		2	17	1	2	61	61	2	20	2	1
		F								2	4	4	3	2	6	2	1	2	26					
SUSPICION	27	M																						
		F																						
HUMAN TRAFFICKING/COMMERCIAL SEX ACTS	30	M																						
		F																						
HUMAN TRAFFICKING/INVOLUNTAR Y SERVITUDE	31	M																						
		F																						
TOTAL BY SEX		M	4	2	2	3	3	9	8	28	30	29	22	7	10	27	5	10	199	224	5	35	4	1
		F		1		2	1	1	1	9	11	16	5	5	10	2	1	6	71					
GRAND TOTAL			4	3	2	5	4	10	9	37	41	45	27	12	20	29	6	16	270	224	5	35	4	1

AGE, SEX AND RACE OF PERSONS ARRESTED
under 18 Years of age

CLASSIFICATIONS OF OFFENSES	UCR	Sex	AGE						TOT	RACE				
			Under 10	10-12	13-14	15	16	17		WHT	BLK	IND	ASN	PAC
MURDER/NONNEG MANSLAUGHTER	01A	M												
		F												
MANSLAUGHTER BY NEGLIGENCE	01B	M												
		F												
RAPE	02	M												
		F												
ROBBERY	03	M												
		F												
AGGRAVATED ASSAULT	04	M												
		F												
BURGLARY	05	M												
		F												
LARCENY	06	M								1		2		
		F			1			2	3					
MOTOR VEHICLE THEFT	07	M												
		F												
OTHER ASSAULTS	08	M										1		
		F			1				1					
ARSON	09	M												
		F												
FORGERY	10	M												
		F												
FRAUD	11	M												
		F												
EMBEZZLEMENT	12	M												
		F												
STOLEN PROPERTY	13	M												
		F												
VANDALISM	14	M												
		F												

CLASSIFICATIONS OF OFFENSES	UCR	Sex	AGE						TOT	RACE				
			Under 10	10-12	13-14	15	16	17		WHT	BLK	IND	ASN	PAC
WEAPONS	15	M												
		F												
PROSTITUTION AND COMMERCIALIZED VICE	16	M												
		F												
PROSTITUTION	16A	M												
		F												
ASSISTING OR PROMOTING PROSTITUTION	16B	M												
		F												
PURCHASING PROSTITUTION	16C	M												
		F												
SEX OFFENSES	17	M												
		F												
DRUG/SALE/MAN	180	M												
		F												
NARCOTICS	180A	M												
		F												
MARIJUANA	180B	M												
		F												
SYNTHETIC NARCOTICS	180C	M												
		F												
OTHER/NON-NARCOTICS	180D	M												
		F												
DRUG/POSSESSION	185	M												
		F												
NARCOTICS	185E	M												
		F												
MARIJUANA	185F	M												
		F												
SYNTHETIC NARCOTICS	185G	M												
		F												
OTHER/NON-NARCOTICS	185H	M												
		F												
GAMBLING	19	M												
		F												

CLASSIFICATIONS OF OFFENSES	UCR	Sex	AGE						TOT	RACE				
			Under 10	10-12	13-14	15	16	17		WHT	BLK	IND	ASN	PAC
BOOKMAKING	19A	M												
		F												
NUMBERS	19B	M												
		F												
OTHER GAMBLING	19C	M												
		F												
FAMILY/CHILD	20	M												
		F												
DRIVING INFLUENCE	21	M												
		F												
LIQUOR LAWS	22	M												
		F												
DRUNKENNESS	23	M												
		F												
DISORDERLY CONDUCT	24	M								1				
		F						1	1					
VAGRANCY	25	M												
		F												
ALL OTHER	26	M												
		F												
SUSPICION	27	M												
		F												
CURFEW	28	M												
		F												
RUN-AWAYS	29	M												
		F												
HUMAN TRAFFICKING/COMMERCIAL SEX ACTS	30	M												
		F												
HUMAN TRAFFICKING/INVOLUNTARY SERVITUDE	31	M												
		F												
TOTAL BY SEX		M								2		3		
		F			2			3	5					
GRAND TOTAL			0	0	2	0	0	3	5	2	0	3	0	0

MONTHLY RETURN OF ARSON OFFENSES KNOWN TO LAW ENFORCEMENT

1 PROPERTY CLASSIFICATION	2 Offenses Reported or Known to Police (Include Unfounded and attempts)	3 Unfounded, i.e. False or Baseless Complaints	4 Number of Actual Offenses (Column 2 Minus Column 3) Include Attempt)	5 Total Offenses Cleared by Arrest or Exceptional Means (Include Column 6)	6 Number of Clearances Involving Only Persons Under 18 Years of Age	7 Offenses Where Structures Uninhabited, Abandoned, or not Normally in Use	8 Estimated Value of Property Damage
STRUCTURAL							
A. Single Occupancy Residential: Houses, Townhouses, Duplexes, etc.							
B. Other Residential: Apartments, Tenements, Flats, Hotels, Motels, Inns, Dormitories, Boarding Houses, etc.							
C. Storage: Barns, Garages, Warehouses, etc.							
D. Industrial/Manufacturing							
E. Other Commercial: Stores, Restaurants, Offices, etc.							
F. Community/Public: Churches, Jails, Schools, Colleges, Hospitals, etc.							
G. All Other Structure: Out Buildings, Monuments, Buildings Under Construction, etc.							
TOTAL STRUCTURAL							
MOBILE							
H. Motor Vehicles: Automobiles, Trucks, Buses, Motorcycles, etc.: UCR Definition							
I. Other Mobile Property: Trailers, Recreational Vehicles, Airplanes, Boats, etc.							
TOTAL MOBILE							
OTHER							
J. TOTAL OTHER Crops, Timber, Fences, Signs, etc.							
TOTAL OTHER							
GRAND TOTAL							

Grand Total for arson include both attempted and completed. Attempted arsons will not have an associated property type of value.

HUMAN TRAFFICKING OFFENSES

(1) Human Trafficking Classification	(2) Offenses Reported	(3) Unfounded Offenses	(4) Actual Offenses	(5) Offenses Cleared	(6) Juveniles Only
Commercial Sex Acts					
Involuntary Servitude					
GRAND TOTAL					

RETURN A - MONTHLY RETURN OF OFFENSES KNOWN TO POLICE

(1) Classification of Offense	(2) Offenses Reported	(3) Unfounded Offenses	(4) Actual Offenses	(5) Offenses Cleared	(6) Juveniles Only
CRIMINAL HOMICIDE					
MURDER/NONNEG MANSLAUGHTER	2		2	2	
MANSLAUGHTER BY NEGLIGENCE					
TOTAL	2		2	2	
RAPE					
RAPE	86	4	82	51	
ATTEMPTS TO COMMIT RAPE					
TOTAL	86	4	82	51	
ROBBERY					
FIREARM	3		3	1	
KNIFE/CUTTING INSTRUMENT					
OTHER DANGEROUS WEAPON	3		3	2	
STRONG-ARM (HANDS, FISTS)	17		17	11	
TOTAL	23		23	14	
ASSAULT					
KNIFE OR CUTTING INSTRUMENT	19	1	18	13	
FIREARM	12		12	10	1
OTHER DANGEROUS WEAPON	43	2	41	33	2
HANDS, FIST, FEET, AGGRAVATED	21	1	20	12	1
OTHER ASSAULTS - SIMPLE	452	14	438	284	13
TOTAL	547	18	529	352	17
BURGLARY					
FORCIBLE ENTRY	22	1	21	6	
UNLAWFUL ENTRY - NO FORCE	35		35	24	
ATTEMPTED FORCIBLE ENTRY	2		2	1	
TOTAL	59	1	58	31	
LARCENY-THEFT					
THEFT (EX MOTOR VEHICLE)	467	9	458	105	4
TOTAL	467	9	458	105	4
MOTOR VEHICLE THEFT					
AUTOS	43	3	40	15	1
TRUCKS AND BUSES	6	1	5		
OTHER VEHICLES					
TOTAL	49	4	45	15	1
GRAND TOTAL	1,233	36	1,197	570	22

PROPERTY STOLEN BY CLASSIFICATION

CLASSIFICATION OF OFFENSES	NUMBER ACTUAL OFFENSES	VALUE OF PROPERTY STOLEN
MURDER AND NONNEGLIGENT MANSLAUGHTER	2	
RAPE	82	
ROBBERY		
HIGHWAY (STREET, ALLEYS, ETC.)	5	\$ 716
COMMERCIAL HOUSE	3	\$ 1,056
GAS OR SERVICE STATION	1	\$ 1
CONVENIENCE STORE	3	\$ 511
RESIDENCE	7	\$ 1,377
BANK	0	
MISCELLANEOUS	4	\$ 500
TOTAL ROBBERY	23	\$ 4,161
BURGLARY		
RESIDENCE (DWELLING)		
NIGHT (6PM-6AM)	13	\$ 53,277
DAY (6AM-6PM)	9	\$ 4,506
UNKNOWN	9	\$ 37,756
NON-RESIDENCE (STORE ETC.)		
NIGHT (6PM-6AM)	10	\$ 19,165
DAY (6AM-6PM)	14	\$ 9,419
UNKNOWN	3	\$ 2,391
TOTAL BURGLARY	58	\$ 126,514
LARCENY-THEFT		
\$200 AND OVER	247	\$ 350,675
\$50 TO \$200	117	\$ 12,435
UNDER \$50	94	\$ 1,182
TOTAL	458	\$ 364,292
6X. NATURE OF LARCENIES UNDER ITEM 6		
POCKET-PICKING	4	\$ 252
PURSE-SNATCHING	1	\$ 275
SHOPLIFTING	94	\$ 20,836
FROM MOTOR VEHICLE	55	\$ 54,980
MOTOR VEHICLE PARTS AND ACCESSORIES	16	\$ 1,958
BICYCLES	41	\$ 31,802
FROM BUILDING (EX C&H)	78	\$ 119,520
FROM COIN-OP MACHINES	0	
ALL OTHER	169	\$ 134,669
TOTAL LARCENY	458	\$ 364,292
MOTOR VEHICLE THEFT		
STOLEN & RECOVERED LOCALLY	34	
STOLEN LOCALLY & RECOVERED OTHER	0	
TOTAL STOLEN OTHER & RECOVERED LOCAL	44	
STOLEN IN OTHER JURIS & RECOVERED LOCALLY	0	
TOTAL MOTOR VEHICLE THEFT	45	\$ 278,579
GRAND TOTAL	668	\$ 773,546

PROPERTY BY TYPE AND VALUE

Type of Property (1)	Monetary Value of Property Stolen in Your Jurisdiction	
	STOLEN (2)	RECOVERED (3)
CURRENCY, NOTES, ETC.	\$ 57,356	\$ 808
JEWELRY & PRECIOUS METALS	\$ 126,356	\$ 7,658
CLOTHING AND FURS	\$ 28,914	\$ 4,110
LOCALLY STOLEN MOTOR VEHICLE	\$ 294,654	\$ 245,954
OFFICE EQUIPMENT	\$ 3,649	
TV, RADIOS, CAMERAS, ETC.	\$ 6,968	\$ 1,340
FIREARMS	\$ 16,256	\$ 2,000
HOUSEHOLD GOODS	\$ 12,041	\$ 928
CONSUMABLE GOODS	\$ 19,409	\$ 4,689
LIVESTOCK		
MISCELLANEOUS	\$ 207,942	\$ 41,841
GRAND TOTAL	\$ 773,545	\$ 309,328

LAW ENFORCEMENT OFFICERS KILLED OR ASSAULTED

Type Of Activity	Total assaults by weapon	Type of Weapon				Type of Assignment						Officer assaults cleared	
		Firearm	Knife or other cutting instrument	Other dangerous weapon	Hands, fists, feet, etc.	Two-officer vehicle	One-officer vehicle		Detective or special assign.		Other		
							Alone	Asst	Alone	Ast	Alone		Asst
A	B	C	D	E	F	G	H	I	J	K	L	M	
1. Responding to disturbance call (family quarrels, person with firearm, etc.)	39			1	38		1	38					36
2. Burglaries in progress or pursuing burglary suspects													
3. Robberies in progress or pursuing robbery suspects													
4. Attempting other arrests	3				3			3					3
5. Civil disorder (riot, mass disobedience, etc.)													
6. Handling, transporting, custody of prisoners													
7. Investigating suspicious persons or circumstances	1				1			1					1
8. Ambush - no warning													
9. Handling persons with mental illness													
10. Traffic pursuits and stops													
11. All other													
12. TOTAL (1-11)	43			1	42		1	42					40
13. Number with personal injury	20				20								
14. Number without personal injury	23			1	22								

15. Time of Assaults	12 AM	2 AM	4 AM	6 AM	8 AM	10 AM	NOON	2 PM	4 PM	6 PM	8 PM	10 PM
	3	6		3	1	3	4	5	3	6	9	

AGE, SEX AND RACE OF PERSONS ARRESTED
18 Years of age and over

CLASSIFICATIONS OF OFFENSES	UCR	SEX	AGE																	TOT	RACE				
			18	19	20	21	22	23	24	25 29	30 34	35 39	40 44	45 49	50 54	55 59	60 64	65 OV	WHT		BLK	IND	ASN	PAC	
MURDER/NONNEG MANSLAUGHTER	01A	M									1						1		2	2					
		F																							
MANSLAUGHTER BY NEGLECTENCE	01B	M																							
		F																							
RAPE	02	M			1					1	1	1							4	1		3			
		F																							
ROBBERY	03	M		1							1	2		1		1			6	3		6			
		F									2			1					3						
AGGRAVATED ASSAULT	04	M			2				1	3	14	5	5	4	2	3	1	1	41	24	2	26	2		
		F								3	6	2	1	1	1				14						
BURGLARY	05	M						1		3	3	2	1				1		11	10		8			
		F										5	1				1		7						
LARCENY	06	M						1		4	9	7	5	2	4	1			33	28	1	27	1		
		F						1		4	3	9	1	3	2	1			24						
MOTOR VEHICLE THEFT	07	M									3		1	1					5	5	1	2		1	
		F										1	2	1					4						
OTHER ASSAULTS	08	M	2	1	2	2	1	4		19	18	22	18	12	3	8	4	2	118	77	3	76	2	4	
		F			2	1	2			3	12	9	3	8	4		2		46						
ARSON	09	M												1					1	1					
		F																							
FORGERY	10	M																							
		F																							
FRAUD	11	M								1	1		1		1				4	4		2			
		F		1									1						2						
EMBEZZLEMENT	12	M																				1			
		F									1								1						
STOLEN PROPERTY	13	M								1									1	1					
		F																							
VANDALISM	14	M						1		4	5	8	3	3	1	1	1		27	17	1	17	1		
		F								2	1	3	3		1				10						
WEAPONS	15	M			1		2			1	4	2	3	1					14	9		4		1	
		F									1								1						
PROSTITUTION AND COMMERCIALIZED VICE	16	M																							
		F																							

CLASSIFICATIONS OF OFFENSES	UCR	SEX	AGE																	TOT	RACE				
			18	19	20	21	22	23	24	25 29	30 34	35 39	40 44	45 49	50 54	55 59	60 64	65 OV	WHT		BLK	IND	ASN	PAC	
PROSTITUTION	16A	M																							
		F																							
ASSISTING OR PROMOTING PROSTITUTION	16B	M																							
		F																							
PURCHASING PROSTITUTION	16C	M																							
		F																							
SEX OFFENSES	17	M											1				2	1	4	3		1			
		F																							
DRUG/SALE/MAN	180	M								1	1	4	1				1		8	8		2			
		F								1			1						2						
NARCOTICS	180A	M										1	1				1		3	3		1			
		F								1									1						
MARIJUANA	180B	M										2							2	2					
		F																							
SYNTHETIC NARCOTICS	180C	M									1								1	1					
		F																							
OTHER/NON-NARCOTICS	180D	M								1		1							2	2		1			
		F											1						1						
DRUG/POSSESSION	185	M	2					1		2	4	2		1		1	1		14	9	2	5	1		
		F							1		1	1							3						
NARCOTICS	185E	M															1		1	1					
		F																							
MARIJUANA	185F	M	2					1				2		1					6	4		1	1		
		F																							
SYNTHETIC NARCOTICS	185G	M									1								1		1				
		F									1								1						
OTHER/NON-NARCOTICS	185H	M								2	3					1			6	4	1	3			
		F							1			1							2						
GAMBLING	19	M																							
		F																							
BOOKMAKING	19A	M																							
		F																							
NUMBERS	19B	M																							
		F																							
OTHER GAMBLING	19C	M																							
		F																							
FAMILY/CHILD	20	M																		1					
		F													1			1							

CLASSIFICATIONS OF OFFENSES	UCR	SEX	AGE																	TOT	RACE				
			18	19	20	21	22	23	24	25 29	30 34	35 39	40 44	45 49	50 54	55 59	60 64	65 OV	WHT		BLK	IND	ASN	PAC	
DRIVING INFLUENCE	21	M			1	3	4	1	4	21	24	16	16	5	3	3	3	4	108	100	6	41	9	5	
		F		1	1		2	4	2	13	9	9	6	4			3		54						
LIQUOR LAWS	22	M	2							1		3	2			3	5	10	3	29	5		32		
		F			1											1	1	5		8					
DRUNKENNESS	23	M																							
		F																							
DISORDERLY CONDUCT	24	M									2	3	6	3				1	2	17	11		8		
		F								1	1									2					
VAGRANCY	25	M																							
		F																							
ALL OTHER	26	M	2	1	5	2	10	2	2	54	110	110	84	64	32	40	42	6	566	357	25	358	12	6	
		F				1	4		2	31	42	43	21	16	19	6	9	1	195						
SUSPICION	27	M																							
		F																							
HUMAN TRAFFICKING/COMMERCIAL SEX ACTS	30	M																							
		F																							
HUMAN TRAFFICKING/INVOLUNTAR Y SERVITUDE	31	M																							
		F																							
TOTAL BY SEX		M	8	3	12	7	17	11	7	116	201	187	146	99	49	64	67	19	1,013	676	41	619	28	17	
		F		2	4	2	8	5	5	58	80	83	39	33	29	8	20	1	377						
GRAND TOTAL			8	5	16	9	25	16	12	174	281	270	185	132	78	72	87	20	1,390	676	41	619	28	17	

AGE, SEX AND RACE OF PERSONS ARRESTED
under 18 Years of age

CLASSIFICATIONS OF OFFENSES	UCR	Sex	AGE						TOT	RACE				
			Under 10	10-12	13-14	15	16	17		WHT	BLK	IND	ASN	PAC
MURDER/NONNEG MANSLAUGHTER	01A	M												
		F												
MANSLAUGHTER BY NEGLIGENCE	01B	M												
		F												
RAPE	02	M	1	1					2			2		
		F												
ROBBERY	03	M												
		F												
AGGRAVATED ASSAULT	04	M			1			1	2	3		1		
		F			1			1	2					
BURGLARY	05	M												
		F												
LARCENY	06	M			1	1	1	1	4	3		2		
		F					1		1					
MOTOR VEHICLE THEFT	07	M								1				
		F				1			1					
OTHER ASSAULTS	08	M		2	4		4	3	13	7		8		1
		F		1	1	2			4					
ARSON	09	M												
		F												
FORGERY	10	M												
		F												
FRAUD	11	M												
		F												
EMBEZZLEMENT	12	M												
		F												
STOLEN PROPERTY	13	M												
		F												
VANDALISM	14	M		3					3	1		2		
		F												

CLASSIFICATIONS OF OFFENSES	UCR	Sex	AGE						TOT	RACE				
			Under 10	10-12	13-14	15	16	17		WHT	BLK	IND	ASN	PAC
WEAPONS	15	M			1	2	1		4	2		1	1	
		F												
PROSTITUTION AND COMMERCIALIZED VICE	16	M												
		F												
PROSTITUTION	16A	M												
		F												
ASSISTING OR PROMOTING PROSTITUTION	16B	M												
		F												
PURCHASING PROSTITUTION	16C	M												
		F												
SEX OFFENSES	17	M				1		1	2		1	1		
		F												
DRUG/SALE/MAN	180	M												
		F												
NARCOTICS	180A	M												
		F												
MARIJUANA	180B	M												
		F												
SYNTHETIC NARCOTICS	180C	M												
		F												
OTHER/NON-NARCOTICS	180D	M												
		F												
DRUG/POSSESSION	185	M			4	2		1	7	5		5		
		F			2			1	3					
NARCOTICS	185E	M												
		F												
MARIJUANA	185F	M			4	2		1	7	5		5		
		F			2			1	3					
SYNTHETIC NARCOTICS	185G	M												
		F												
OTHER/NON-NARCOTICS	185H	M												
		F												
GAMBLING	19	M												
		F												

CLASSIFICATIONS OF OFFENSES	UCR	Sex	AGE						TOT	RACE				
			Under 10	10-12	13-14	15	16	17		WHT	BLK	IND	ASN	PAC
BOOKMAKING	19A	M												
		F												
NUMBERS	19B	M												
		F												
OTHER GAMBLING	19C	M												
		F												
FAMILY/CHILD	20	M												
		F												
DRIVING INFLUENCE	21	M				1	1	2	4	6				
		F						2	2					
LIQUOR LAWS	22	M				1		1	2	5				
		F			1	1		1	3					
DRUNKENNESS	23	M												
		F												
DISORDERLY CONDUCT	24	M												
		F												
VAGRANCY	25	M												
		F												
ALL OTHER	26	M			5	2	3	2	12	7		6		3
		F			3	1			4					
SUSPICION	27	M												
		F												
CURFEW	28	M												
		F												
RUN-AWAYS	29	M												
		F												
HUMAN TRAFFICKING/COMMERCIAL SEX ACTS	30	M												
		F												
HUMAN TRAFFICKING/INVOLUNTARY SERVITUDE	31	M												
		F												
TOTAL BY SEX		M	1	6	16	10	10	12	55	40	1	28	1	4
		F		1	8	5	1	5	20					
GRAND TOTAL			1	7	24	15	11	17	75	40	1	28	1	4

MONTHLY RETURN OF ARSON OFFENSES KNOWN TO LAW ENFORCEMENT

1 PROPERTY CLASSIFICATION	2 Offenses Reported or Known to Police (Include Unfounded and attempts)	3 Unfounded, i.e. False or Baseless Complaints	4 Number of Actual Offenses (Column 2 Minus Column 3) Include Attempt	5 Total Offenses Cleared by Arrest or Exceptional Means (Include Column 6)	6 Number of Clearances Involving Only Persons Under 18 Years of Age	7 Offenses Where Structures Uninhabited, Abandoned, or not Normally in Use	8 Estimated Value of Property Damage
STRUCTURAL							
A. Single Occupancy Residential: Houses, Townhouses, Duplexes, etc.							
B. Other Residential: Apartments, Tenements, Flats, Hotels, Motels, Inns, Dormitories, Boarding Houses, etc.	1		1	1			\$ 357,950
C. Storage: Barns, Garages, Warehouses, etc.							
D. Industrial/Manufacturing							
E. Other Commercial: Stores, Restaurants, Offices, etc.							
F. Community/Public: Churches, Jails, Schools, Colleges, Hospitals, etc.							
G. All Other Structure: Out Buildings, Monuments, Buildings Under Construction, etc.							
TOTAL STRUCTURAL	1		1	1			\$ 357,950
MOBILE							
H. Motor Vehicles: Automobiles, Trucks, Buses, Motorcycles, etc.: UCR Definition	4	1	3	1			\$ 22,500
I. Other Mobile Property: Trailers, Recreational Vehicles, Airplanes, Boats, etc.							
TOTAL MOBILE	4	1	3	1			\$ 22,500
OTHER							
J. TOTAL OTHER Crops, Timber, Fences, Signs, etc.	4		4	1			\$ 1,920
TOTAL OTHER	4		4	1			\$ 1,920
GRAND TOTAL	9	1	8	3			\$ 382,370

Grand Total for arson include both attempted and completed. Attempted arsons will not have an associated property type of value.

HUMAN TRAFFICKING OFFENSES

(1) Human Trafficking Classification	(2) Offenses Reported	(3) Unfounded Offenses	(4) Actual Offenses	(5) Offenses Cleared	(6) Juveniles Only
Commercial Sex Acts	3		3		
Involuntary Servitude					
GRAND TOTAL	3		3		

RETURN A - MONTHLY RETURN OF OFFENSES KNOWN TO POLICE

(1) Classification of Offense	(2) Offenses Reported	(3) Unfounded Offenses	(4) Actual Offenses	(5) Offenses Cleared	(6) Juveniles Only
CRIMINAL HOMICIDE					
MURDER/NONNEG MANSLAUGHTER	1		1		
MANSLAUGHTER BY NEGLIGENCE					
TOTAL	1		1		
RAPE					
RAPE	8		8	3	3
ATTEMPTS TO COMMIT RAPE					
TOTAL	8		8	3	3
ROBBERY					
FIREARM	1		1	1	
KNIFE/CUTTING INSTRUMENT					
OTHER DANGEROUS WEAPON					
STRONG-ARM (HANDS, FISTS)					
TOTAL	1		1	1	
ASSAULT					
KNIFE OR CUTTING INSTRUMENT	7		7	3	
FIREARM	2		2	2	
OTHER DANGEROUS WEAPON	5		5	4	
HANDS, FIST, FEET, AGGRAVATED	3		3	3	
OTHER ASSAULTS - SIMPLE	70		70	51	8
TOTAL	87		87	63	8
BURGLARY					
FORCIBLE ENTRY	6		6	2	
UNLAWFUL ENTRY - NO FORCE	1		1	1	
ATTEMPTED FORCIBLE ENTRY	2		2	2	1
TOTAL	9		9	5	1
LARCENY-THEFT					
THEFT (EX MOTOR VEHICLE)	138		138	63	1
TOTAL	138		138	63	1
MOTOR VEHICLE THEFT					
AUTOS	3		3	2	
TRUCKS AND BUSES	3		3	3	
OTHER VEHICLES					
TOTAL	6		6	5	
GRAND TOTAL	250		250	140	13

PROPERTY STOLEN BY CLASSIFICATION

CLASSIFICATION OF OFFENSES	NUMBER ACTUAL OFFENSES	VALUE OF PROPERTY STOLEN
MURDER AND NONNEGLIGENT MANSLAUGHTER	1	
RAPE	8	
ROBBERY		
HIGHWAY (STREET, ALLEYS, ETC.)	0	
COMMERCIAL HOUSE	0	
GAS OR SERVICE STATION	0	
CONVENIENCE STORE	0	
RESIDENCE	1	\$ 1,000
BANK	0	
MISCELLANEOUS	0	
TOTAL ROBBERY	1	\$ 1,000
BURGLARY		
RESIDENCE (DWELLING)		
NIGHT (6PM-6AM)	0	
DAY (6AM-6PM)	2	\$ 1,642
UNKNOWN	0	
NON-RESIDENCE (STORE ETC.)		
NIGHT (6PM-6AM)	0	
DAY (6AM-6PM)	7	\$ 20,498
UNKNOWN	0	
TOTAL BURGLARY	9	\$ 22,140
LARCENY-THEFT		
\$200 AND OVER	60	\$ 67,079
\$50 TO \$200	40	\$ 4,009
UNDER \$50	38	\$ 429
TOTAL	138	\$ 71,517
6X. NATURE OF LARCENIES UNDER ITEM 6		
POCKET-PICKING	2	\$ 500
PURSE-SNATCHING	6	\$ 700
SHOPLIFTING	59	\$ 14,860
FROM MOTOR VEHICLE	16	\$ 10,026
MOTOR VEHICLE PARTS AND ACCESSORIES	2	\$ 2,300
BICYCLES	0	
FROM BUILDING (EX C&H)	50	\$ 42,031
FROM COIN-OP MACHINES	0	
ALL OTHER	3	\$ 1,100
TOTAL LARCENY	138	\$ 71,517
MOTOR VEHICLE THEFT		
STOLEN & RECOVERED LOCALLY	0	
STOLEN LOCALLY & RECOVERED OTHER	0	
TOTAL STOLEN OTHER & RECOVERED LOCAL	5	
STOLEN IN OTHER JURIS & RECOVERED LOCALLY	0	
TOTAL MOTOR VEHICLE THEFT	6	\$ 46,000
GRAND TOTAL	163	\$ 140,657

PROPERTY BY TYPE AND VALUE

Type of Property (1)	Monetary Value of Property Stolen in Your Jurisdiction	
	STOLEN (2)	RECOVERED (3)
CURRENCY, NOTES, ETC.	\$ 6,510	\$ 5
JEWELRY & PRECIOUS METALS	\$ 740	
CLOTHING AND FURS	\$ 478	\$ 50
LOCALLY STOLEN MOTOR VEHICLE	\$ 38,500	\$ 36,500
OFFICE EQUIPMENT	\$ 1,430	
TV, RADIOS, CAMERAS, ETC.	\$ 1,290	
FIREARMS	\$ 4,948	
HOUSEHOLD GOODS	\$ 746	\$ 65
CONSUMABLE GOODS	\$ 4,765	\$ 1,898
LIVESTOCK		
MISCELLANEOUS	\$ 81,250	\$ 8,073
GRAND TOTAL	\$ 140,657	\$ 46,591

LAW ENFORCEMENT OFFICERS KILLED OR ASSAULTED

Type Of Activity	Total assaults by weapon	Type of Weapon				Type of Assignment								Officer assaults cleared
		Firearm	Knife or other cutting instrument	Other dangerous weapon	Hands, fists, feet, etc.	Two-officer vehicle	One-officer vehicle		Detective or special assign.		Other			
							Alone	Asst	Alone	Ast	Alone	Asst		
	A	B	C	D	E	F	G	H	I	J	K	L	M	
1. Responding to disturbance call (family quarrels, person with firearm, etc.)														
2. Burglaries in progress or pursuing burglary suspects														
3. Robberies in progress or pursuing robbery suspects														
4. Attempting other arrests														
5. Civil disorder (riot, mass disobedience, etc.)														
6. Handling, transporting, custody of prisoners														
7. Investigating suspicious persons or circumstances														
8. Ambush - no warning														
9. Handling persons with mental illness														
10. Traffic pursuits and stops														
11. All other														
12. TOTAL (1-11)														
13. Number with personal injury														
14. Number without personal injury														

15. Time of Assaults	12 AM	2 AM	4 AM	6 AM	8 AM	10 AM	NOON	2 PM	4 PM	6 PM	8 PM	10 PM

AGE, SEX AND RACE OF PERSONS ARRESTED
18 Years of age and over

CLASSIFICATIONS OF OFFENSES	UCR	SEX	AGE																TOT	RACE				
			18	19	20	21	22	23	24	25 29	30 34	35 39	40 44	45 49	50 54	55 59	60 64	65 OV		WHT	BLK	IND	ASN	PAC
MURDER/NONNEG MANSLAUGHTER	01A	M																						
		F																						
MANSLAUGHTER BY NEGLIGENCE	01B	M																						
		F																						
RAPE	02	M																						
		F																						
ROBBERY	03	M																						
		F																						
AGGRAVATED ASSAULT	04	M		1						1		2	3	1	1	1		1	11	7		5		
		F									1	1				1		3						
BURGLARY	05	M								1	1	2	1						5	4		1		
		F																						
LARCENY	06	M	1	1	1	1	1		1	6	6	6	2	8			1	35	42	2	10	2		
		F	1		2	1	1	1	1	6	6	2	5	2		1		29						
MOTOR VEHICLE THEFT	07	M									1		1		1			3	3					
		F																						
OTHER ASSAULTS	08	M		1	1		1			6	2	6	3	2	3	1		26	21	2	10	1		
		F			1	2		1		3	1	1	3					12						
ARSON	09	M																						
		F																						
FORGERY	10	M																		2				
		F										2						2						
FRAUD	11	M																		1				
		F													1			1						
EMBEZZLEMENT	12	M																						
		F																						
STOLEN PROPERTY	13	M																						
		F																						
VANDALISM	14	M							2	2	3		1	1				9	7		7	1		
		F						1			1	1	2		2			7						
WEAPONS	15	M					1				3		1					5	5		1			
		F													1			1						
PROSTITUTION AND COMMERCIALIZED VICE	16	M																						
		F																						

CLASSIFICATIONS OF OFFENSES	UCR	SEX	AGE																	TOT	RACE				
			18	19	20	21	22	23	24	25 29	30 34	35 39	40 44	45 49	50 54	55 59	60 64	65 OV	WHT		BLK	IND	ASN	PAC	
PROSTITUTION	16A	M																							
		F																							
ASSISTING OR PROMOTING PROSTITUTION	16B	M																							
		F																							
PURCHASING PROSTITUTION	16C	M																							
		F																							
SEX OFFENSES	17	M																							
		F																							
DRUG/SALE/MAN	180	M							1			1						2	3		1				
		F									1					1	2								
NARCOTICS	180A	M							1			1						2	3		1				
		F									1					1	2								
MARIJUANA	180B	M																							
		F																							
SYNTHETIC NARCOTICS	180C	M																							
		F																							
OTHER/NON-NARCOTICS	180D	M																							
		F																							
DRUG/POSSESSION	185	M		2	1	2		1	1	6		5	2		3	1	3	27	43	1	5				
		F					1			2	9	4	6	1	1			24							
NARCOTICS	185E	M								3		1						4	8	1	2				
		F					1				3	2	1					7							
MARIJUANA	185F	M		2	1													3	2						
		F																							
SYNTHETIC NARCOTICS	185G	M				1			1	1					2			5	10						
		F								1	2	1	1					5							
OTHER/NON-NARCOTICS	185H	M				1		1		2		4	2		1	1	3	15	23		3				
		F								1	4	1	4	1	1			12							
GAMBLING	19	M																							
		F																							
BOOKMAKING	19A	M																							
		F																							
NUMBERS	19B	M																							
		F																							
OTHER GAMBLING	19C	M																							
		F																							
FAMILY/CHILD	20	M																							
		F																							

CLASSIFICATIONS OF OFFENSES	UCR	SEX	AGE																	TOT	RACE				
			18	19	20	21	22	23	24	25 29	30 34	35 39	40 44	45 49	50 54	55 59	60 64	65 OV	WHT		BLK	IND	ASN	PAC	
DRIVING INFLUENCE	21	M			1	1	2		2	3	9	6	3	5	4	4	3	4	47	44	1	11			
		F		1	1	1	1	2		1	6	2	3	1	1			1	21						
LIQUOR LAWS	22	M																							
		F																							
DRUNKENNESS	23	M																							
		F																							
DISORDERLY CONDUCT	24	M				1			1	1						1			4	2		3			
		F											1						1						
VAGRANCY	25	M																							
		F																							
ALL OTHER	26	M			1	6	3	1	6	19	12	18	26	13	10	22	2	4	143	135	1	37	1		
		F		1		1		1		7	10	8	5	2	2	2			39						
SUSPICION	27	M																							
		F																							
HUMAN TRAFFICKING/COMMERCIAL SEX ACTS	30	M																							
		F																							
HUMAN TRAFFICKING/INVOLUNTAR Y SERVITUDE	31	M																							
		F																							
TOTAL BY SEX		M	1	5	5	11	8	2	14	45	37	46	43	30	22	30	9	9	317	319	7	91	5		
		F	1	2	4	5	3	6	1	19	34	22	25	6	8	4	1	1	142						
GRAND TOTAL			2	7	9	16	11	8	15	64	71	68	68	36	30	34	10	10	459	319	7	91	5	0	

AGE, SEX AND RACE OF PERSONS ARRESTED
under 18 Years of age

CLASSIFICATIONS OF OFFENSES	UCR	Sex	AGE						TOT	RACE				
			Under 10	10-12	13-14	15	16	17		WHT	BLK	IND	ASN	PAC
MURDER/NONNEG MANSLAUGHTER	01A	M												
		F												
MANSLAUGHTER BY NEGLIGENCE	01B	M												
		F												
RAPE	02	M			1				1			1		
		F												
ROBBERY	03	M												
		F												
AGGRAVATED ASSAULT	04	M			1				1					
		F												
BURGLARY	05	M			3				3	3				
		F												
LARCENY	06	M								1				
		F			1				1					
MOTOR VEHICLE THEFT	07	M												
		F												
OTHER ASSAULTS	08	M			2	1			3	1		3		
		F				1	1	2	4					
ARSON	09	M												
		F												
FORGERY	10	M												
		F												
FRAUD	11	M												
		F												
EMBEZZLEMENT	12	M												
		F												
STOLEN PROPERTY	13	M												
		F												
VANDALISM	14	M												
		F												

CLASSIFICATIONS OF OFFENSES	UCR	Sex	AGE						TOT	RACE				
			Under 10	10-12	13-14	15	16	17		WHT	BLK	IND	ASN	PAC
WEAPONS	15	M												
		F												
PROSTITUTION AND COMMERCIALIZED VICE	16	M												
		F												
PROSTITUTION	16A	M												
		F												
ASSISTING OR PROMOTING PROSTITUTION	16B	M												
		F												
PURCHASING PROSTITUTION	16C	M												
		F												
SEX OFFENSES	17	M												
		F												
DRUG/SALE/MAN	180	M												
		F												
NARCOTICS	180A	M												
		F												
MARIJUANA	180B	M												
		F												
SYNTHETIC NARCOTICS	180C	M												
		F												
OTHER/NON-NARCOTICS	180D	M												
		F												
DRUG/POSSESSION	185	M												
		F												
NARCOTICS	185E	M												
		F												
MARIJUANA	185F	M												
		F												
SYNTHETIC NARCOTICS	185G	M												
		F												
OTHER/NON-NARCOTICS	185H	M												
		F												
GAMBLING	19	M												
		F												

CLASSIFICATIONS OF OFFENSES	UCR	Sex	AGE						TOT	RACE				
			Under 10	10-12	13-14	15	16	17		WHT	BLK	IND	ASN	PAC
BOOKMAKING	19A	M												
		F												
NUMBERS	19B	M												
		F												
OTHER GAMBLING	19C	M												
		F												
FAMILY/CHILD	20	M												
		F												
DRIVING INFLUENCE	21	M					1	1	2	1				
		F												
LIQUOR LAWS	22	M												
		F												
DRUNKENNESS	23	M												
		F												
DISORDERLY CONDUCT	24	M												
		F												
VAGRANCY	25	M												
		F												
ALL OTHER	26	M												
		F						1	1					
SUSPICION	27	M												
		F												
CURFEW	28	M												
		F												
RUN-AWAYS	29	M												
		F												
HUMAN TRAFFICKING/COMMERCIAL SEX ACTS	30	M												
		F												
HUMAN TRAFFICKING/INVOLUNTARY SERVITUDE	31	M												
		F												
TOTAL BY SEX		M			7	1	1	1	10	6		4		
		F			1	1	1	3	6					
GRAND TOTAL			0	0	8	2	2	4	16	6	0	4	0	0

MONTHLY RETURN OF ARSON OFFENSES KNOWN TO LAW ENFORCEMENT

1 PROPERTY CLASSIFICATION	2 Offenses Reported or Known to Police (Include Unfounded and attempts)	3 Unfounded, i.e. False or Baseless Complaints	4 Number of Actual Offenses (Column 2 Minus Column 3) Include Attempt)	5 Total Offenses Cleared by Arrest or Exceptional Means (Include Column 6)	6 Number of Clearances Involving Only Persons Under 18 Years of Age	7 Offenses Where Structures Uninhabited, Abandoned, or not Normally in Use	8 Estimated Value of Property Damage
STRUCTURAL							
A. Single Occupancy Residential: Houses, Townhouses, Duplexes, etc.							
B. Other Residential: Apartments, Tenements, Flats, Hotels, Motels, Inns, Dormitories, Boarding Houses, etc.							
C. Storage: Barns, Garages, Warehouses, etc.							
D. Industrial/Manufacturing							
E. Other Commercial: Stores, Restaurants, Offices, etc.							
F. Community/Public: Churches, Jails, Schools, Colleges, Hospitals, etc.							
G. All Other Structure: Out Buildings, Monuments, Buildings Under Construction, etc.							
TOTAL STRUCTURAL							
MOBILE							
H. Motor Vehicles: Automobiles, Trucks, Buses, Motorcycles, etc.: UCR Definition							
I. Other Mobile Property: Trailers, Recreational Vehicles, Airplanes, Boats, etc.							
TOTAL MOBILE							
OTHER							
J. TOTAL OTHER Crops, Timber, Fences, Signs, etc.							
TOTAL OTHER							
GRAND TOTAL							

Grand Total for arson include both attempted and completed. Attempted arsons will not have an associated property type of value.

HUMAN TRAFFICKING OFFENSES

(1) Human Trafficking Classification	(2) Offenses Reported	(3) Unfounded Offenses	(4) Actual Offenses	(5) Offenses Cleared	(6) Juveniles Only
Commercial Sex Acts					
Involuntary Servitude					
GRAND TOTAL					

RETURN A - MONTHLY RETURN OF OFFENSES KNOWN TO POLICE

(1) Classification of Offense	(2) Offenses Reported	(3) Unfounded Offenses	(4) Actual Offenses	(5) Offenses Cleared	(6) Juveniles Only
CRIMINAL HOMICIDE					
MURDER/NONNEG MANSLAUGHTER					
MANSLAUGHTER BY NEGLIGENCE					
TOTAL					
RAPE					
RAPE	6		6		
ATTEMPTS TO COMMIT RAPE					
TOTAL	6		6		
ROBBERY					
FIREARM					
KNIFE/CUTTING INSTRUMENT					
OTHER DANGEROUS WEAPON					
STRONG-ARM (HANDS, FISTS)	2		2		
TOTAL	2		2		
ASSAULT					
KNIFE OR CUTTING INSTRUMENT	6		6	2	
FIREARM	5		5	2	
OTHER DANGEROUS WEAPON	6		6	3	
HANDS, FIST, FEET, AGGRAVATED	2		2	2	
OTHER ASSAULTS - SIMPLE	96		96	43	
TOTAL	115		115	52	
BURGLARY					
FORCIBLE ENTRY	2		2		
UNLAWFUL ENTRY - NO FORCE	6		6		
ATTEMPTED FORCIBLE ENTRY					
TOTAL	8		8		
LARCENY-THEFT					
THEFT (EX MOTOR VEHICLE)	125		125	9	1
TOTAL	125		125	9	1
MOTOR VEHICLE THEFT					
AUTOS					
TRUCKS AND BUSES					
OTHER VEHICLES					
TOTAL					
GRAND TOTAL	256		256	61	1

PROPERTY STOLEN BY CLASSIFICATION

CLASSIFICATION OF OFFENSES	NUMBER ACTUAL OFFENSES	VALUE OF PROPERTY STOLEN
MURDER AND NONNEGLIGENT MANSLAUGHTER	0	
RAPE	6	
ROBBERY		
HIGHWAY (STREET, ALLEYS, ETC.)	0	
COMMERCIAL HOUSE	1	\$ 761
GAS OR SERVICE STATION	0	
CONVENIENCE STORE	0	
RESIDENCE	0	
BANK	0	
MISCELLANEOUS	1	\$ 115
TOTAL ROBBERY	2	\$ 876
BURGLARY		
RESIDENCE (DWELLING)		
NIGHT (6PM-6AM)	5	\$ 6,133
DAY (6AM-6PM)	1	\$ 300
UNKNOWN	0	
NON-RESIDENCE (STORE ETC.)		
NIGHT (6PM-6AM)	1	\$ 300
DAY (6AM-6PM)	1	\$ 106
UNKNOWN	0	
TOTAL BURGLARY	8	\$ 6,839
LARCENY-THEFT		
\$200 AND OVER	50	\$ 45,474
\$50 TO \$200	38	\$ 3,774
UNDER \$50	37	\$ 661
TOTAL	125	\$ 49,909
6X. NATURE OF LARCENIES UNDER ITEM 6		
POCKET-PICKING	0	
PURSE-SNATCHING	1	\$ 500
SHOPLIFTING	34	\$ 2,398
FROM MOTOR VEHICLE	13	\$ 6,424
MOTOR VEHICLE PARTS AND ACCESSORIES	3	\$ 1,315
BICYCLES	4	\$ 1,340
FROM BUILDING (EX C&H)	29	\$ 16,414
FROM COIN-OP MACHINES	0	
ALL OTHER	41	\$ 21,518
TOTAL LARCENY	125	\$ 49,909
MOTOR VEHICLE THEFT		
STOLEN & RECOVERED LOCALLY	0	
STOLEN LOCALLY & RECOVERED OTHER	0	
TOTAL STOLEN OTHER & RECOVERED LOCAL	0	
STOLEN IN OTHER JURIS & RECOVERED LOCALLY	0	
TOTAL MOTOR VEHICLE THEFT	0	
GRAND TOTAL	141	\$ 57,624

PROPERTY BY TYPE AND VALUE

Type of Property (1)	Monetary Value of Property Stolen in Your Jurisdiction	
	STOLEN (2)	RECOVERED (3)
CURRENCY, NOTES, ETC.	\$ 15,918	\$ 1,592
JEWELRY & PRECIOUS METALS	\$ 121	
CLOTHING AND FURS	\$ 11,185	\$ 316
LOCALLY STOLEN MOTOR VEHICLE		
OFFICE EQUIPMENT	\$ 3,650	
TV, RADIOS, CAMERAS, ETC.	\$ 1,808	
FIREARMS		
HOUSEHOLD GOODS	\$ 250	\$ 50
CONSUMABLE GOODS	\$ 2,512	\$ 307
LIVESTOCK		
MISCELLANEOUS	\$ 22,180	\$ 3,851
GRAND TOTAL	\$ 57,624	\$ 6,116

LAW ENFORCEMENT OFFICERS KILLED OR ASSAULTED

Type Of Activity	Total assaults by weapon	Type of Weapon				Type of Assignment								Officer assaults cleared
		Firearm	Knife or other cutting instrument	Other dangerous weapon	Hands, fists, feet, etc.	Two-officer vehicle	One-officer vehicle		Detective or special assign.		Other			
							Alone	Asst	Alone	Ast	Alone	Asst		
	A	B	C	D	E	F	G	H	I	J	K	L	M	
1. Responding to disturbance call (family quarrels, person with firearm, etc.)														
2. Burglaries in progress or pursuing burglary suspects														
3. Robberies in progress or pursuing robbery suspects														
4. Attempting other arrests														
5. Civil disorder (riot, mass disobedience, etc.)														
6. Handling, transporting, custody of prisoners														
7. Investigating suspicious persons or circumstances														
8. Ambush - no warning														
9. Handling persons with mental illness														
10. Traffic pursuits and stops														
11. All other														
12. TOTAL (1-11)														
13. Number with personal injury														
14. Number without personal injury														

15. Time of Assaults	12 AM	2 AM	4 AM	6 AM	8 AM	10 AM	NOON	2 PM	4 PM	6 PM	8 PM	10 PM

AGE, SEX AND RACE OF PERSONS ARRESTED
18 Years of age and over

CLASSIFICATIONS OF OFFENSES	UCR	SEX	AGE																TOT	RACE				
			18	19	20	21	22	23	24	25 29	30 34	35 39	40 44	45 49	50 54	55 59	60 64	65 OV		WHT	BLK	IND	ASN	PAC
MURDER/NONNEG MANSLAUGHTER	01A	M																						
		F																						
MANSLAUGHTER BY NEGLIGENCE	01B	M																						
		F																						
RAPE	02	M																						
		F																						
ROBBERY	03	M																						
		F																						
AGGRAVATED ASSAULT	04	M		1						1	2	1	2		1				8	6		2		1
		F											1					1						
BURGLARY	05	M																						
		F																						
LARCENY	06	M			1					2		2		1					6	3		3		
		F									1	1	1					3						
MOTOR VEHICLE THEFT	07	M																						
		F																						
OTHER ASSAULTS	08	M				1	5	1		1	6	5	6	3	4	1		2	35	21	2	11	1	
		F					1			3	1	1		1				7						
ARSON	09	M																						
		F																						
FORGERY	10	M																						
		F																						
FRAUD	11	M																						
		F																1	1					
EMBEZZLEMENT	12	M																						
		F																						
STOLEN PROPERTY	13	M																						
		F																						
VANDALISM	14	M								1			2		1			4		3		4		
		F							2					1				3						
WEAPONS	15	M					1			1		1						3		3				
		F															1	1						
PROSTITUTION AND COMMERCIALIZED VICE	16	M																						
		F																						

CLASSIFICATIONS OF OFFENSES	UCR	SEX	AGE																	TOT	RACE				
			18	19	20	21	22	23	24	25 29	30 34	35 39	40 44	45 49	50 54	55 59	60 64	65 OV	WHT		BLK	IND	ASN	PAC	
PROSTITUTION	16A	M																							
		F																							
ASSISTING OR PROMOTING PROSTITUTION	16B	M																							
		F																							
PURCHASING PROSTITUTION	16C	M																							
		F																							
SEX OFFENSES	17	M																							
		F																							
DRUG/SALE/MAN	180	M									1		1						2	1					
		F																							
NARCOTICS	180A	M																							
		F																							
MARIJUANA	180B	M																							
		F																							
SYNTHETIC NARCOTICS	180C	M											1						1	1					
		F																							
OTHER/NON-NARCOTICS	180D	M									1								1						
		F																							
DRUG/POSSESSION	185	M									2				1				3	2		1			
		F										1							1						
NARCOTICS	185E	M																							
		F																							
MARIJUANA	185F	M																							
		F																							
SYNTHETIC NARCOTICS	185G	M																							
		F																							
OTHER/NON-NARCOTICS	185H	M									2				1				3	2		1			
		F										1							1						
GAMBLING	19	M																							
		F																							
BOOKMAKING	19A	M																							
		F																							
NUMBERS	19B	M																							
		F																							
OTHER GAMBLING	19C	M																							
		F																							
FAMILY/CHILD	20	M									1	2		1					4	3					
		F																							

CLASSIFICATIONS OF OFFENSES	UCR	SEX	AGE																	TOT	RACE				
			18	19	20	21	22	23	24	25 29	30 34	35 39	40 44	45 49	50 54	55 59	60 64	65 OV	WHT		BLK	IND	ASN	PAC	
DRIVING INFLUENCE	21	M			1		1			2	1		2	2	1	1	1	1	13	7	2	6			
		F						1		2	2	3	1						9						
LIQUOR LAWS	22	M			1					2				2		1			6	3		2			
		F																							
DRUNKENNESS	23	M																							
		F																							
DISORDERLY CONDUCT	24	M					1			2	2	1	1	3	2	7			19	9		13			
		F										1	2	1		1			5						
VAGRANCY	25	M																							
		F																							
ALL OTHER	26	M	1	1	4	1			1	6	12	11	7	8	7	11	1	3	74	45	1	31			
		F		2					2	1		1	3	1	1	1			12						
SUSPICION	27	M																							
		F																							
HUMAN TRAFFICKING/COMMERCIAL SEX ACTS	30	M																							
		F																							
HUMAN TRAFFICKING/INVOLUNTAR Y SERVITUDE	31	M																							
		F																							
TOTAL BY SEX		M	1	2	7	2	8	1	1	18	27	23	21	20	17	21	2	6	177	106	5	74	1	1	
		F		2			1	1	4	6	5	9	7	3	2	1	1	1	43						
GRAND TOTAL			1	4	7	2	9	2	5	24	32	32	28	23	19	22	3	7	220	106	5	74	1	1	

AGE, SEX AND RACE OF PERSONS ARRESTED
under 18 Years of age

CLASSIFICATIONS OF OFFENSES	UCR	Sex	AGE						TOT	RACE				
			Under 10	10-12	13-14	15	16	17		WHT	BLK	IND	ASN	PAC
MURDER/NONNEG MANSLAUGHTER	01A	M												
		F												
MANSLAUGHTER BY NEGLIGENCE	01B	M												
		F												
RAPE	02	M												
		F												
ROBBERY	03	M												
		F												
AGGRAVATED ASSAULT	04	M												
		F												
BURGLARY	05	M												
		F												
LARCENY	06	M												
		F		1					1					
MOTOR VEHICLE THEFT	07	M												
		F												
OTHER ASSAULTS	08	M												
		F												
ARSON	09	M												
		F												
FORGERY	10	M												
		F												
FRAUD	11	M												
		F												
EMBEZZLEMENT	12	M												
		F												
STOLEN PROPERTY	13	M												
		F												
VANDALISM	14	M												
		F		1					1					

CLASSIFICATIONS OF OFFENSES	UCR	Sex	AGE						TOT	RACE				
			Under 10	10-12	13-14	15	16	17		WHT	BLK	IND	ASN	PAC
WEAPONS	15	M												
		F												
PROSTITUTION AND COMMERCIALIZED VICE	16	M												
		F												
PROSTITUTION	16A	M												
		F												
ASSISTING OR PROMOTING PROSTITUTION	16B	M												
		F												
PURCHASING PROSTITUTION	16C	M												
		F												
SEX OFFENSES	17	M												
		F												
DRUG/SALE/MAN	180	M												
		F												
NARCOTICS	180A	M												
		F												
MARIJUANA	180B	M												
		F												
SYNTHETIC NARCOTICS	180C	M												
		F												
OTHER/NON-NARCOTICS	180D	M												
		F												
DRUG/POSSESSION	185	M			2		1		3	1				
		F						1	1					
NARCOTICS	185E	M												
		F												
MARIJUANA	185F	M			2		1		3	1				
		F						1	1					
SYNTHETIC NARCOTICS	185G	M												
		F												
OTHER/NON-NARCOTICS	185H	M												
		F												
GAMBLING	19	M												
		F												

CLASSIFICATIONS OF OFFENSES	UCR	Sex	AGE						TOT	RACE				
			Under 10	10-12	13-14	15	16	17		WHT	BLK	IND	ASN	PAC
BOOKMAKING	19A	M												
		F												
NUMBERS	19B	M												
		F												
OTHER GAMBLING	19C	M												
		F												
FAMILY/CHILD	20	M												
		F												
DRIVING INFLUENCE	21	M								1				
		F					1		1					
LIQUOR LAWS	22	M												
		F												
DRUNKENNESS	23	M												
		F												
DISORDERLY CONDUCT	24	M												
		F												
VAGRANCY	25	M												
		F												
ALL OTHER	26	M				1		1	2			1		
		F												
SUSPICION	27	M												
		F												
CURFEW	28	M												
		F												
RUN-AWAYS	29	M												
		F												
HUMAN TRAFFICKING/COMMERCIAL SEX ACTS	30	M												
		F												
HUMAN TRAFFICKING/INVOLUNTARY SERVITUDE	31	M												
		F												
TOTAL BY SEX		M			2	1	1	1	5	2		1		
		F		2			1	1	4					
GRAND TOTAL			0	2	2	1	2	2	9	2	0	1	0	0

MONTHLY RETURN OF ARSON OFFENSES KNOWN TO LAW ENFORCEMENT

1 PROPERTY CLASSIFICATION	2 Offenses Reported or Known to Police (Include Unfounded and attempts)	3 Unfounded, i.e. False or Baseless Complaints	4 Number of Actual Offenses (Column 2 Minus Column 3) Include Attempt)	5 Total Offenses Cleared by Arrest or Exceptional Means (Include Column 6)	6 Number of Clearances Involving Only Persons Under 18 Years of Age	7 Offenses Where Structures Uninhabited, Abandoned, or not Normally in Use	8 Estimated Value of Property Damage
STRUCTURAL							
A. Single Occupancy Residential: Houses, Townhouses, Duplexes, etc.							
B. Other Residential: Apartments, Tenements, Flats, Hotels, Motels, Inns, Dormitories, Boarding Houses, etc.							
C. Storage: Barns, Garages, Warehouses, etc.							
D. Industrial/Manufacturing							
E. Other Commercial: Stores, Restaurants, Offices, etc.							
F. Community/Public: Churches, Jails, Schools, Colleges, Hospitals, etc.							
G. All Other Structure: Out Buildings, Monuments, Buildings Under Construction, etc.							
TOTAL STRUCTURAL							
MOBILE							
H. Motor Vehicles: Automobiles, Trucks, Buses, Motorcycles, etc.: UCR Definition	1		1				\$ 1
I. Other Mobile Property: Trailers, Recreational Vehicles, Airplanes, Boats, etc.							
TOTAL MOBILE	1		1				\$ 1
OTHER							
J. TOTAL OTHER Crops, Timber, Fences, Signs, etc.							
TOTAL OTHER							
GRAND TOTAL	1		1				\$ 1

Grand Total for arson include both attempted and completed. Attempted arsons will not have an associated property type of value.

HUMAN TRAFFICKING OFFENSES

(1) Human Trafficking Classification	(2) Offenses Reported	(3) Unfounded Offenses	(4) Actual Offenses	(5) Offenses Cleared	(6) Juveniles Only
Commercial Sex Acts					
Involuntary Servitude					
GRAND TOTAL					

RETURN A - MONTHLY RETURN OF OFFENSES KNOWN TO POLICE

(1) Classification of Offense	(2) Offenses Reported	(3) Unfounded Offenses	(4) Actual Offenses	(5) Offenses Cleared	(6) Juveniles Only
CRIMINAL HOMICIDE					
MURDER/NONNEG MANSLAUGHTER					
MANSLAUGHTER BY NEGLIGENCE					
TOTAL					
RAPE					
RAPE	5		5		
ATTEMPTS TO COMMIT RAPE					
TOTAL	5		5		
ROBBERY					
FIREARM					
KNIFE/CUTTING INSTRUMENT					
OTHER DANGEROUS WEAPON					
STRONG-ARM (HANDS, FISTS)					
TOTAL					
ASSAULT					
KNIFE OR CUTTING INSTRUMENT	3		3	2	
FIREARM	1		1	1	
OTHER DANGEROUS WEAPON	7		7	4	
HANDS, FIST, FEET, AGGRAVATED	1		1		
OTHER ASSAULTS - SIMPLE	76		76	41	4
TOTAL	88		88	48	4
BURGLARY					
FORCIBLE ENTRY	1		1	1	
UNLAWFUL ENTRY - NO FORCE					
ATTEMPTED FORCIBLE ENTRY	1		1		
TOTAL	2		2	1	
LARCENY-THEFT					
THEFT (EX MOTOR VEHICLE)	35		35	7	1
TOTAL	35		35	7	1
MOTOR VEHICLE THEFT					
AUTOS	2		2	1	
TRUCKS AND BUSES	4		4	4	
OTHER VEHICLES	1		1		
TOTAL	7		7	5	
GRAND TOTAL	137		137	61	5

PROPERTY STOLEN BY CLASSIFICATION

CLASSIFICATION OF OFFENSES	NUMBER ACTUAL OFFENSES	VALUE OF PROPERTY STOLEN
MURDER AND NONNEGLIGENT MANSLAUGHTER	0	
RAPE	5	
ROBBERY		
HIGHWAY (STREET, ALLEYS, ETC.)	0	
COMMERCIAL HOUSE	0	
GAS OR SERVICE STATION	0	
CONVENIENCE STORE	0	
RESIDENCE	0	
BANK	0	
MISCELLANEOUS	0	
TOTAL ROBBERY	0	
BURGLARY		
RESIDENCE (DWELLING)		
NIGHT (6PM-6AM)	0	
DAY (6AM-6PM)	0	
UNKNOWN	0	
NON-RESIDENCE (STORE ETC.)		
NIGHT (6PM-6AM)	1	\$ 21
DAY (6AM-6PM)	0	
UNKNOWN	1	
TOTAL BURGLARY	2	\$ 21
LARCENY-THEFT		
\$200 AND OVER	21	\$ 29,700
\$50 TO \$200	10	\$ 938
UNDER \$50	4	\$ 52
TOTAL	35	\$ 30,690
6X. NATURE OF LARCENIES UNDER ITEM 6		
POCKET-PICKING	0	
PURSE-SNATCHING	0	
SHOPLIFTING	7	\$ 845
FROM MOTOR VEHICLE	1	\$ 150
MOTOR VEHICLE PARTS AND ACCESSORIES	2	\$ 730
BICYCLES	2	\$ 894
FROM BUILDING (EX C&H)	6	\$ 4,196
FROM COIN-OP MACHINES	0	
ALL OTHER	17	\$ 23,875
TOTAL LARCENY	35	\$ 30,690
MOTOR VEHICLE THEFT		
STOLEN & RECOVERED LOCALLY	0	
STOLEN LOCALLY & RECOVERED OTHER	0	
TOTAL STOLEN OTHER & RECOVERED LOCAL	6	
STOLEN IN OTHER JURIS & RECOVERED LOCALLY	0	
TOTAL MOTOR VEHICLE THEFT	7	\$ 86,000
GRAND TOTAL	49	\$ 116,711

PROPERTY BY TYPE AND VALUE

Type of Property (1)	Monetary Value of Property Stolen in Your Jurisdiction	
	STOLEN (2)	RECOVERED (3)
CURRENCY, NOTES, ETC.	\$ 1,960	\$ 160
JEWELRY & PRECIOUS METALS		
CLOTHING AND FURS	\$ 4,918	
LOCALLY STOLEN MOTOR VEHICLE	\$ 86,000	\$ 85,000
OFFICE EQUIPMENT		
TV, RADIOS, CAMERAS, ETC.	\$ 6,369	
FIREARMS	\$ 500	\$ 500
HOUSEHOLD GOODS	\$ 230	
CONSUMABLE GOODS	\$ 620	\$ 45
LIVESTOCK		
MISCELLANEOUS	\$ 16,114	\$ 1,750
GRAND TOTAL	\$ 116,711	\$ 87,455

LAW ENFORCEMENT OFFICERS KILLED OR ASSAULTED

Type Of Activity	Total assaults by weapon	Type of Weapon				Type of Assignment								Officer assaults cleared
		Firearm	Knife or other cutting instrument	Other dangerous weapon	Hands, fists, feet, etc.	Two-officer vehicle	One-officer vehicle		Detective or special assign.		Other			
							Alone	Asst	Alone	Ast	Alone	Asst		
	A	B	C	D	E	F	G	H	I	J	K	L	M	
1. Responding to disturbance call (family quarrels, person with firearm, etc.)	1				1			1					1	
2. Burglaries in progress or pursuing burglary suspects														
3. Robberies in progress or pursuing robbery suspects														
4. Attempting other arrests														
5. Civil disorder (riot, mass disobedience, etc.)														
6. Handling, transporting, custody of prisoners	1				1			1					1	
7. Investigating suspicious persons or circumstances														
8. Ambush - no warning														
9. Handling persons with mental illness														
10. Traffic pursuits and stops														
11. All other	1				1			1					1	
12. TOTAL (1-11)	3				3			3					3	
13. Number with personal injury	3				3									
14. Number without personal injury														

15. Time of Assaults	12 AM	2 AM	4 AM	6 AM	8 AM	10 AM	NOON	2 PM	4 PM	6 PM	8 PM	10 PM
							1	1	1			

AGE, SEX AND RACE OF PERSONS ARRESTED
18 Years of age and over

CLASSIFICATIONS OF OFFENSES	UCR	SEX	AGE																TOT	RACE				
			18	19	20	21	22	23	24	25 29	30 34	35 39	40 44	45 49	50 54	55 59	60 64	65 OV		WHT	BLK	IND	ASN	PAC
MURDER/NONNEG MANSLAUGHTER	01A	M																						
		F																						
MANSLAUGHTER BY NEGLIGENCE	01B	M																						
		F																						
RAPE	02	M																						
		F																						
ROBBERY	03	M																						
		F																						
AGGRAVATED ASSAULT	04	M										1	1		1		1		4	2		1	1	
		F																						
BURGLARY	05	M								1									1	1				
		F																						
LARCENY	06	M		1	2						1								4	3		1	1	
		F										1							1					
MOTOR VEHICLE THEFT	07	M		1				1						1					3	2		2	1	
		F				1					1								2					
OTHER ASSAULTS	08	M					1	2	1	7	5	1	3	1	1				22	12	1	13	2	2
		F								2	3		1		1	1			8					
ARSON	09	M																						
		F																						
FORGERY	10	M																						
		F																						
FRAUD	11	M																						
		F																						
EMBEZZLEMENT	12	M																						
		F																						
STOLEN PROPERTY	13	M								1									1			1		
		F																						
VANDALISM	14	M			1		1			1		1		1					5	2		3		1
		F									1								1					
WEAPONS	15	M								1				1		1		2	5	5				
		F																						
PROSTITUTION AND COMMERCIALIZED VICE	16	M																						
		F																						

CLASSIFICATIONS OF OFFENSES	UCR	SEX	AGE																	TOT	RACE				
			18	19	20	21	22	23	24	25 29	30 34	35 39	40 44	45 49	50 54	55 59	60 64	65 OV	WHT		BLK	IND	ASN	PAC	
PROSTITUTION	16A	M																							
		F																							
ASSISTING OR PROMOTING PROSTITUTION	16B	M																							
		F																							
PURCHASING PROSTITUTION	16C	M																							
		F																							
SEX OFFENSES	17	M																							
		F																							
DRUG/SALE/MAN	180	M						1		1		1	1						4	3		2	1		
		F									1	1							2						
NARCOTICS	180A	M																							
		F										1							1						
MARIJUANA	180B	M																							
		F																							
SYNTHETIC NARCOTICS	180C	M								1			1						2	2					
		F																							
OTHER/NON-NARCOTICS	180D	M						1				1							2	1		1	1		
		F										1							1						
DRUG/POSSESSION	185	M								3		1	3						7	4		4	1		
		F										1	1						2						
NARCOTICS	185E	M								2									2	2					
		F																							
MARIJUANA	185F	M																							
		F																							
SYNTHETIC NARCOTICS	185G	M									1	1							2	1		2			
		F											1						1						
OTHER/NON-NARCOTICS	185H	M								1		2							3	1		2	1		
		F										1							1						
GAMBLING	19	M																							
		F																							
BOOKMAKING	19A	M																							
		F																							
NUMBERS	19B	M																							
		F																							
OTHER GAMBLING	19C	M																							
		F																							
FAMILY/CHILD	20	M																							
		F																							

CLASSIFICATIONS OF OFFENSES	UCR	SEX	AGE																	TOT	RACE				
			18	19	20	21	22	23	24	25 29	30 34	35 39	40 44	45 49	50 54	55 59	60 64	65 OV	WHT		BLK	IND	ASN	PAC	
DRIVING INFLUENCE	21	M			2				1	7	3	4	3	4	1	2	3	3	33	25	2	10	3		
		F							1	1	3	1				1			7						
LIQUOR LAWS	22	M										1				2			3	2		1			
		F																							
DRUNKENNESS	23	M																							
		F																							
DISORDERLY CONDUCT	24	M										1	1			1			3	1		1	1		
		F																							
VAGRANCY	25	M																							
		F																							
ALL OTHER	26	M			3		2	2	1	4	7	9	6	2	3	6	1		46	31	1	22	5	3	
		F				1				2	6	2	3	1	1				16						
SUSPICION	27	M																							
		F																							
HUMAN TRAFFICKING/COMMERCIAL SEX ACTS	30	M																							
		F																							
HUMAN TRAFFICKING/INVOLUNTAR Y SERVITUDE	31	M																							
		F																							
TOTAL BY SEX		M		2	8		4	6	3	26	17	22	15	10	6	12	5	5	141	93	4	61	16	6	
		F				2			1	5	15	6	5	1	2	2			39						
GRAND TOTAL			0	2	8	2	4	6	4	31	32	28	20	11	8	14	5	5	180	93	4	61	16	6	

AGE, SEX AND RACE OF PERSONS ARRESTED
under 18 Years of age

CLASSIFICATIONS OF OFFENSES	UCR	Sex	AGE						TOT	RACE				
			Under 10	10-12	13-14	15	16	17		WHT	BLK	IND	ASN	PAC
MURDER/NONNEG MANSLAUGHTER	01A	M												
		F												
MANSLAUGHTER BY NEGLIGENCE	01B	M												
		F												
RAPE	02	M												
		F												
ROBBERY	03	M												
		F												
AGGRAVATED ASSAULT	04	M												
		F												
BURGLARY	05	M												
		F												
LARCENY	06	M												
		F												
MOTOR VEHICLE THEFT	07	M												
		F												
OTHER ASSAULTS	08	M				1			1	1				
		F												
ARSON	09	M												
		F												
FORGERY	10	M												
		F												
FRAUD	11	M												
		F												
EMBEZZLEMENT	12	M												
		F												
STOLEN PROPERTY	13	M												
		F												
VANDALISM	14	M												
		F												

CLASSIFICATIONS OF OFFENSES	UCR	Sex	AGE							TOT	RACE				
			Under 10	10-12	13-14	15	16	17	WHT		BLK	IND	ASN	PAC	
WEAPONS	15	M													
		F													
PROSTITUTION AND COMMERCIALIZED VICE	16	M													
		F													
PROSTITUTION	16A	M													
		F													
ASSISTING OR PROMOTING PROSTITUTION	16B	M													
		F													
PURCHASING PROSTITUTION	16C	M													
		F													
SEX OFFENSES	17	M													
		F													
DRUG/SALE/MAN	180	M													
		F													
NARCOTICS	180A	M													
		F													
MARIJUANA	180B	M													
		F													
SYNTHETIC NARCOTICS	180C	M													
		F													
OTHER/NON-NARCOTICS	180D	M													
		F													
DRUG/POSSESSION	185	M													
		F													
NARCOTICS	185E	M													
		F													
MARIJUANA	185F	M													
		F													
SYNTHETIC NARCOTICS	185G	M													
		F													
OTHER/NON-NARCOTICS	185H	M													
		F													
GAMBLING	19	M													
		F													

CLASSIFICATIONS OF OFFENSES	UCR	Sex	AGE						TOT	RACE				
			Under 10	10-12	13-14	15	16	17		WHT	BLK	IND	ASN	PAC
BOOKMAKING	19A	M												
		F												
NUMBERS	19B	M												
		F												
OTHER GAMBLING	19C	M												
		F												
FAMILY/CHILD	20	M												
		F												
DRIVING INFLUENCE	21	M												
		F												
LIQUOR LAWS	22	M												
		F												
DRUNKENNESS	23	M												
		F												
DISORDERLY CONDUCT	24	M												
		F												
VAGRANCY	25	M												
		F												
ALL OTHER	26	M												
		F												
SUSPICION	27	M												
		F												
CURFEW	28	M												
		F												
RUN-AWAYS	29	M												
		F												
HUMAN TRAFFICKING/COMMERCIAL SEX ACTS	30	M												
		F												
HUMAN TRAFFICKING/INVOLUNTARY SERVITUDE	31	M												
		F												
TOTAL BY SEX		M				1			1	1				
		F												
GRAND TOTAL			0	0	0	1	0	0	1	1	0	0	0	0

MONTHLY RETURN OF ARSON OFFENSES KNOWN TO LAW ENFORCEMENT

1 PROPERTY CLASSIFICATION	2 Offenses Reported or Known to Police (Include Unfounded and attempts)	3 Unfounded, i.e. False or Baseless Complaints	4 Number of Actual Offenses (Column 2 Minus Column 3) Include Attempt)	5 Total Offenses Cleared by Arrest or Exceptional Means (Include Column 6)	6 Number of Clearances Involving Only Persons Under 18 Years of Age	7 Offenses Where Structures Uninhabited, Abandoned, or not Normally in Use	8 Estimated Value of Property Damage
STRUCTURAL							
A. Single Occupancy Residential: Houses, Townhouses, Duplexes, etc.							
B. Other Residential: Apartments, Tenements, Flats, Hotels, Motels, Inns, Dormitories, Boarding Houses, etc.							
C. Storage: Barns, Garages, Warehouses, etc.							
D. Industrial/Manufacturing							
E. Other Commercial: Stores, Restaurants, Offices, etc.							
F. Community/Public: Churches, Jails, Schools, Colleges, Hospitals, etc.							
G. All Other Structure: Out Buildings, Monuments, Buildings Under Construction, etc.							
TOTAL STRUCTURAL							
MOBILE							
H. Motor Vehicles: Automobiles, Trucks, Buses, Motorcycles, etc.: UCR Definition							
I. Other Mobile Property: Trailers, Recreational Vehicles, Airplanes, Boats, etc.							
TOTAL MOBILE							
OTHER							
J. TOTAL OTHER Crops, Timber, Fences, Signs, etc.							
TOTAL OTHER							
GRAND TOTAL							

Grand Total for arson include both attempted and completed. Attempted arsons will not have an associated property type of value.

HUMAN TRAFFICKING OFFENSES

(1) Human Trafficking Classification	(2) Offenses Reported	(3) Unfounded Offenses	(4) Actual Offenses	(5) Offenses Cleared	(6) Juveniles Only
Commercial Sex Acts					
Involuntary Servitude					
GRAND TOTAL					

RETURN A - MONTHLY RETURN OF OFFENSES KNOWN TO POLICE

(1) Classification of Offense	(2) Offenses Reported	(3) Unfounded Offenses	(4) Actual Offenses	(5) Offenses Cleared	(6) Juveniles Only
CRIMINAL HOMICIDE					
MURDER/NONNEG MANSLAUGHTER					
MANSLAUGHTER BY NEGLIGENCE					
TOTAL					
RAPE					
RAPE	7		7		
ATTEMPTS TO COMMIT RAPE					
TOTAL	7		7		
ROBBERY					
FIREARM					
KNIFE/CUTTING INSTRUMENT					
OTHER DANGEROUS WEAPON					
STRONG-ARM (HANDS, FISTS)					
TOTAL					
ASSAULT					
KNIFE OR CUTTING INSTRUMENT	15		15	10	
FIREARM					
OTHER DANGEROUS WEAPON	7		7	1	
HANDS, FIST, FEET, AGGRAVATED	17		17	11	
OTHER ASSAULTS - SIMPLE	155		155	91	1
TOTAL	194		194	113	1
BURGLARY					
FORCIBLE ENTRY	6		6	1	
UNLAWFUL ENTRY - NO FORCE	3		3	2	
ATTEMPTED FORCIBLE ENTRY					
TOTAL	9		9	3	
LARCENY-THEFT					
THEFT (EX MOTOR VEHICLE)	15		15	1	
TOTAL	15		15	1	
MOTOR VEHICLE THEFT					
AUTOS	4		4		
TRUCKS AND BUSES	2		2	1	
OTHER VEHICLES					
TOTAL	6		6	1	
GRAND TOTAL	231		231	118	1

PROPERTY STOLEN BY CLASSIFICATION

CLASSIFICATION OF OFFENSES	NUMBER ACTUAL OFFENSES	VALUE OF PROPERTY STOLEN
MURDER AND NONNEGLIGENT MANSLAUGHTER	0	
RAPE	7	
ROBBERY		
HIGHWAY (STREET, ALLEYS, ETC.)	0	
COMMERCIAL HOUSE	0	
GAS OR SERVICE STATION	0	
CONVENIENCE STORE	0	
RESIDENCE	0	
BANK	0	
MISCELLANEOUS	0	
TOTAL ROBBERY	0	
BURGLARY		
RESIDENCE (DWELLING)		
NIGHT (6PM-6AM)	0	
DAY (6AM-6PM)	5	\$ 657
UNKNOWN	0	
NON-RESIDENCE (STORE ETC.)		
NIGHT (6PM-6AM)	2	
DAY (6AM-6PM)	2	
UNKNOWN	0	
TOTAL BURGLARY	9	\$ 657
LARCENY-THEFT		
\$200 AND OVER	8	\$ 20,260
\$50 TO \$200	3	\$ 309
UNDER \$50	4	\$ 89
TOTAL	15	\$ 20,658
6X. NATURE OF LARCENIES UNDER ITEM 6		
POCKET-PICKING	1	\$ 7,680
PURSE-SNATCHING	0	
SHOPLIFTING	1	\$ 47
FROM MOTOR VEHICLE	0	
MOTOR VEHICLE PARTS AND ACCESSORIES	1	\$ 40
BICYCLES	2	\$ 295
FROM BUILDING (EX C&H)	5	\$ 11,137
FROM COIN-OP MACHINES	0	
ALL OTHER	5	\$ 1,459
TOTAL LARCENY	15	\$ 20,658
MOTOR VEHICLE THEFT		
STOLEN & RECOVERED LOCALLY	0	
STOLEN LOCALLY & RECOVERED OTHER	0	
TOTAL STOLEN OTHER & RECOVERED LOCAL	4	
STOLEN IN OTHER JURIS & RECOVERED LOCALLY	0	
TOTAL MOTOR VEHICLE THEFT	6	\$ 4
GRAND TOTAL	37	\$ 21,319

PROPERTY BY TYPE AND VALUE

Type of Property (1)	Monetary Value of Property Stolen in Your Jurisdiction	
	STOLEN (2)	RECOVERED (3)
CURRENCY, NOTES, ETC.	\$ 14,535	
JEWELRY & PRECIOUS METALS		
CLOTHING AND FURS	\$ 315	\$ 175
LOCALLY STOLEN MOTOR VEHICLE	\$ 4	\$ 2
OFFICE EQUIPMENT		
TV, RADIOS, CAMERAS, ETC.		
FIREARMS	\$ 1,502	\$ 1
HOUSEHOLD GOODS	\$ 47	\$ 35
CONSUMABLE GOODS	\$ 131	\$ 107
LIVESTOCK		
MISCELLANEOUS	\$ 4,785	\$ 1,725
GRAND TOTAL	\$ 21,319	\$ 2,045

LAW ENFORCEMENT OFFICERS KILLED OR ASSAULTED

Type Of Activity	Total assaults by weapon	Type of Weapon				Type of Assignment								Officer assaults cleared
		Firearm	Knife or other cutting instrument	Other dangerous weapon	Hands, fists, feet, etc.	Two-officer vehicle	One-officer vehicle		Detective or special assign.		Other			
							Alone	Asst	Alone	Ast	Alone	Asst		
	A	B	C	D	E	F	G	H	I	J	K	L	M	
1. Responding to disturbance call (family quarrels, person with firearm, etc.)	2				2	1		1					2	
2. Burglaries in progress or pursuing burglary suspects														
3. Robberies in progress or pursuing robbery suspects														
4. Attempting other arrests	1			1			1						1	
5. Civil disorder (riot, mass disobedience, etc.)														
6. Handling, transporting, custody of prisoners														
7. Investigating suspicious persons or circumstances														
8. Ambush - no warning														
9. Handling persons with mental illness	1		1					1						
10. Traffic pursuits and stops														
11. All other														
12. TOTAL (1-11)	4		1	1	2	1	1	2					3	
13. Number with personal injury	2				2									
14. Number without personal injury	2		1	1										

15. Time of Assaults	12 AM	2 AM	4 AM	6 AM	8 AM	10 AM	NOON	2 PM	4 PM	6 PM	8 PM	10 PM
										1	2	1

AGE, SEX AND RACE OF PERSONS ARRESTED
18 Years of age and over

CLASSIFICATIONS OF OFFENSES	UCR	SEX	AGE																TOT	RACE				
			18	19	20	21	22	23	24	25 29	30 34	35 39	40 44	45 49	50 54	55 59	60 64	65 OV		WHT	BLK	IND	ASN	PAC
MURDER/NONNEG MANSLAUGHTER	01A	M																						
		F																						
MANSLAUGHTER BY NEGLIGENCE	01B	M																						
		F																						
RAPE	02	M																						
		F																						
ROBBERY	03	M																						
		F																						
AGGRAVATED ASSAULT	04	M					1				4	4	1	2	1				13			18		
		F								1	3	1							5					
BURGLARY	05	M										1							1			1		
		F																						
LARCENY	06	M									1								1			1		
		F																						
MOTOR VEHICLE THEFT	07	M								1									1			1		
		F																						
OTHER ASSAULTS	08	M		2		1	1	1		7	11	6	5	1	5	2	1	3	46	2		66		
		F	3		1			1	2	4	7		2		1		1		22					
ARSON	09	M																						
		F																						
FORGERY	10	M																						
		F																						
FRAUD	11	M																						
		F																						
EMBEZZLEMENT	12	M																						
		F																						
STOLEN PROPERTY	13	M																						
		F																						
VANDALISM	14	M																				2		
		F	1							1									2					
WEAPONS	15	M																						
		F																						
PROSTITUTION AND COMMERCIALIZED VICE	16	M																						
		F																						

CLASSIFICATIONS OF OFFENSES	UCR	SEX	AGE																	TOT	RACE				
			18	19	20	21	22	23	24	25 29	30 34	35 39	40 44	45 49	50 54	55 59	60 64	65 OV	WHT		BLK	IND	ASN	PAC	
PROSTITUTION	16A	M																							
		F																							
ASSISTING OR PROMOTING PROSTITUTION	16B	M																							
		F																							
PURCHASING PROSTITUTION	16C	M																							
		F																							
SEX OFFENSES	17	M								1									1		1				
		F																							
DRUG/SALE/MAN	180	M																							
		F																							
NARCOTICS	180A	M																							
		F																							
MARIJUANA	180B	M																							
		F																							
SYNTHETIC NARCOTICS	180C	M																							
		F																							
OTHER/NON-NARCOTICS	180D	M																							
		F																							
DRUG/POSSESSION	185	M																							
		F																							
NARCOTICS	185E	M																							
		F																							
MARIJUANA	185F	M																							
		F																							
SYNTHETIC NARCOTICS	185G	M																							
		F																							
OTHER/NON-NARCOTICS	185H	M																							
		F																							
GAMBLING	19	M																							
		F																							
BOOKMAKING	19A	M																							
		F																							
NUMBERS	19B	M																							
		F																							
OTHER GAMBLING	19C	M																							
		F																							
FAMILY/CHILD	20	M																							
		F																							

CLASSIFICATIONS OF OFFENSES	UCR	SEX	AGE																TOT	RACE				
			18	19	20	21	22	23	24	25 29	30 34	35 39	40 44	45 49	50 54	55 59	60 64	65 OV		WHT	BLK	IND	ASN	PAC
DRIVING INFLUENCE	21	M			1	2	1			1	2	1		1	2				11	2		10		
		F											1						1					
LIQUOR LAWS	22	M																						
		F																						
DRUNKENNESS	23	M																						
		F																						
DISORDERLY CONDUCT	24	M					1				2		2						5	1		8		
		F								1		2		1					4					
VAGRANCY	25	M																						
		F																						
ALL OTHER	26	M				1		3		2	5	5	2	2	1	3	5	1	30	1		38		
		F								4	2	1	1	1					9					
SUSPICION	27	M																						
		F																						
HUMAN TRAFFICKING/COMMERCIAL SEX ACTS	30	M																						
		F																						
HUMAN TRAFFICKING/INVOLUNTARY SERVITUDE	31	M																						
		F																						
TOTAL BY SEX		M		2	1	4	4	4		12	25	17	10	6	9	5	6	4	109	6	1	145		
		F	4		1			1	2	11	12	4	4	2	1		1		43					
GRAND TOTAL			4	2	2	4	4	5	2	23	37	21	14	8	10	5	7	4	152	6	1	145	0	0

AGE, SEX AND RACE OF PERSONS ARRESTED
under 18 Years of age

CLASSIFICATIONS OF OFFENSES	UCR	Sex	AGE						TOT	RACE				
			Under 10	10-12	13-14	15	16	17		WHT	BLK	IND	ASN	PAC
MURDER/NONNEG MANSLAUGHTER	01A	M												
		F												
MANSLAUGHTER BY NEGLIGENCE	01B	M												
		F												
RAPE	02	M												
		F												
ROBBERY	03	M												
		F												
AGGRAVATED ASSAULT	04	M												
		F												
BURGLARY	05	M												
		F												
LARCENY	06	M												
		F												
MOTOR VEHICLE THEFT	07	M												
		F												
OTHER ASSAULTS	08	M												
		F												
ARSON	09	M												
		F												
FORGERY	10	M												
		F												
FRAUD	11	M												
		F												
EMBEZZLEMENT	12	M												
		F												
STOLEN PROPERTY	13	M												
		F												
VANDALISM	14	M												
		F												

CLASSIFICATIONS OF OFFENSES	UCR	Sex	AGE						TOT	RACE				
			Under 10	10-12	13-14	15	16	17		WHT	BLK	IND	ASN	PAC
WEAPONS	15	M												
		F												
PROSTITUTION AND COMMERCIALIZED VICE	16	M												
		F												
PROSTITUTION	16A	M												
		F												
ASSISTING OR PROMOTING PROSTITUTION	16B	M												
		F												
PURCHASING PROSTITUTION	16C	M												
		F												
SEX OFFENSES	17	M												
		F												
DRUG/SALE/MAN	180	M												
		F												
NARCOTICS	180A	M												
		F												
MARIJUANA	180B	M												
		F												
SYNTHETIC NARCOTICS	180C	M												
		F												
OTHER/NON-NARCOTICS	180D	M												
		F												
DRUG/POSSESSION	185	M												
		F												
NARCOTICS	185E	M												
		F												
MARIJUANA	185F	M												
		F												
SYNTHETIC NARCOTICS	185G	M												
		F												
OTHER/NON-NARCOTICS	185H	M												
		F												
GAMBLING	19	M												
		F												

CLASSIFICATIONS OF OFFENSES	UCR	Sex	AGE						TOT	RACE				
			Under 10	10-12	13-14	15	16	17		WHT	BLK	IND	ASN	PAC
BOOKMAKING	19A	M												
		F												
NUMBERS	19B	M												
		F												
OTHER GAMBLING	19C	M												
		F												
FAMILY/CHILD	20	M												
		F												
DRIVING INFLUENCE	21	M												
		F												
LIQUOR LAWS	22	M												
		F												
DRUNKENNESS	23	M												
		F												
DISORDERLY CONDUCT	24	M												
		F												
VAGRANCY	25	M												
		F												
ALL OTHER	26	M												
		F												
SUSPICION	27	M												
		F												
CURFEW	28	M												
		F												
RUN-AWAYS	29	M												
		F												
HUMAN TRAFFICKING/COMMERCIAL SEX ACTS	30	M												
		F												
HUMAN TRAFFICKING/INVOLUNTARY SERVITUDE	31	M												
		F												
TOTAL BY SEX		M												
		F												
GRAND TOTAL			0	0	0	0	0	0	0	0	0	0	0	0

MONTHLY RETURN OF ARSON OFFENSES KNOWN TO LAW ENFORCEMENT

1 PROPERTY CLASSIFICATION	2 Offenses Reported or Known to Police (Include Unfounded and attempts)	3 Unfounded, i.e. False or Baseless Complaints	4 Number of Actual Offenses (Column 2 Minus Column 3) Include Attempt)	5 Total Offenses Cleared by Arrest or Exceptional Means (Include Column 6)	6 Number of Clearances Involving Only Persons Under 18 Years of Age	7 Offenses Where Structures Uninhabited, Abandoned, or not Normally in Use	8 Estimated Value of Property Damage
STRUCTURAL							
A. Single Occupancy Residential: Houses, Townhouses, Duplexes, etc.							
B. Other Residential: Apartments, Tenements, Flats, Hotels, Motels, Inns, Dormitories, Boarding Houses, etc.							
C. Storage: Barns, Garages, Warehouses, etc.							
D. Industrial/Manufacturing							
E. Other Commercial: Stores, Restaurants, Offices, etc.							
F. Community/Public: Churches, Jails, Schools, Colleges, Hospitals, etc.							
G. All Other Structure: Out Buildings, Monuments, Buildings Under Construction, etc.							
TOTAL STRUCTURAL							
MOBILE							
H. Motor Vehicles: Automobiles, Trucks, Buses, Motorcycles, etc.: UCR Definition							
I. Other Mobile Property: Trailers, Recreational Vehicles, Airplanes, Boats, etc.							
TOTAL MOBILE							
OTHER							
J. TOTAL OTHER Crops, Timber, Fences, Signs, etc.	1		1				\$ 15,000
TOTAL OTHER	1		1				\$ 15,000
GRAND TOTAL	1		1				\$ 15,000

Grand Total for arson include both attempted and completed. Attempted arsons will not have an associated property type of value.

HUMAN TRAFFICKING OFFENSES

(1) Human Trafficking Classification	(2) Offenses Reported	(3) Unfounded Offenses	(4) Actual Offenses	(5) Offenses Cleared	(6) Juveniles Only
Commercial Sex Acts					
Involuntary Servitude					
GRAND TOTAL					

RETURN A - MONTHLY RETURN OF OFFENSES KNOWN TO POLICE

(1) Classification of Offense	(2) Offenses Reported	(3) Unfounded Offenses	(4) Actual Offenses	(5) Offenses Cleared	(6) Juveniles Only
CRIMINAL HOMICIDE					
MURDER/NONNEG MANSLAUGHTER					
MANSLAUGHTER BY NEGLIGENCE					
TOTAL					
RAPE					
RAPE	48		48	2	
ATTEMPTS TO COMMIT RAPE					
TOTAL	48		48	2	
ROBBERY					
FIREARM	1		1	1	
KNIFE/CUTTING INSTRUMENT					
OTHER DANGEROUS WEAPON					
STRONG-ARM (HANDS, FISTS)					
TOTAL	1		1	1	
ASSAULT					
KNIFE OR CUTTING INSTRUMENT	3		3	3	
FIREARM					
OTHER DANGEROUS WEAPON	9		9	6	
HANDS, FIST, FEET, AGGRAVATED	11		11	9	2
OTHER ASSAULTS - SIMPLE	169		169	137	7
TOTAL	192		192	155	9
BURGLARY					
FORCIBLE ENTRY					
UNLAWFUL ENTRY - NO FORCE	1		1	1	1
ATTEMPTED FORCIBLE ENTRY					
TOTAL	1		1	1	1
LARCENY-THEFT					
THEFT (EX MOTOR VEHICLE)	16		16	6	
TOTAL	16		16	6	
MOTOR VEHICLE THEFT					
AUTOS					
TRUCKS AND BUSES	1		1		
OTHER VEHICLES					
TOTAL	1		1		
GRAND TOTAL	259		259	165	10

PROPERTY STOLEN BY CLASSIFICATION

CLASSIFICATION OF OFFENSES	NUMBER ACTUAL OFFENSES	VALUE OF PROPERTY STOLEN
MURDER AND NONNEGLIGENT MANSLAUGHTER	0	
RAPE	48	
ROBBERY		
HIGHWAY (STREET, ALLEYS, ETC.)	1	\$ 324
COMMERCIAL HOUSE	0	
GAS OR SERVICE STATION	0	
CONVENIENCE STORE	0	
RESIDENCE	0	
BANK	0	
MISCELLANEOUS	0	
TOTAL ROBBERY	1	\$ 324
BURGLARY		
RESIDENCE (DWELLING)		
NIGHT (6PM-6AM)	1	\$ 1
DAY (6AM-6PM)	0	
UNKNOWN	0	
NON-RESIDENCE (STORE ETC.)		
NIGHT (6PM-6AM)	0	
DAY (6AM-6PM)	0	
UNKNOWN	0	
TOTAL BURGLARY	1	\$ 1
LARCENY-THEFT		
\$200 AND OVER	4	\$ 3,463
\$50 TO \$200	3	\$ 202
UNDER \$50	9	\$ 153
TOTAL	16	\$ 3,818
6X. NATURE OF LARCENIES UNDER ITEM 6		
POCKET-PICKING	0	
PURSE-SNATCHING	0	
SHOPLIFTING	6	\$ 235
FROM MOTOR VEHICLE	0	
MOTOR VEHICLE PARTS AND ACCESSORIES	0	
BICYCLES	0	
FROM BUILDING (EX C&H)	5	\$ 2,466
FROM COIN-OP MACHINES	0	
ALL OTHER	5	\$ 1,117
TOTAL LARCENY	16	\$ 3,818
MOTOR VEHICLE THEFT		
STOLEN & RECOVERED LOCALLY	0	
STOLEN LOCALLY & RECOVERED OTHER	0	
TOTAL STOLEN OTHER & RECOVERED LOCAL	0	
STOLEN IN OTHER JURIS & RECOVERED LOCALLY	0	
TOTAL MOTOR VEHICLE THEFT	1	\$ 1
GRAND TOTAL	67	\$ 4,144

PROPERTY BY TYPE AND VALUE

Type of Property (1)	Monetary Value of Property Stolen in Your Jurisdiction	
	STOLEN (2)	RECOVERED (3)
CURRENCY, NOTES, ETC.	\$ 2,113	
JEWELRY & PRECIOUS METALS		
CLOTHING AND FURS	\$ 90	
LOCALLY STOLEN MOTOR VEHICLE	\$ 2	\$ 1
OFFICE EQUIPMENT		
TV, RADIOS, CAMERAS, ETC.		
FIREARMS	\$ 299	\$ 299
HOUSEHOLD GOODS	\$ 350	
CONSUMABLE GOODS	\$ 263	\$ 1
LIVESTOCK		
MISCELLANEOUS	\$ 1,027	\$ 1,020
GRAND TOTAL	\$ 4,144	\$ 1,321

LAW ENFORCEMENT OFFICERS KILLED OR ASSAULTED

Type Of Activity	Total assaults by weapon	Type of Weapon				Type of Assignment						Officer assaults cleared	
		Firearm	Knife or other cutting instrument	Other dangerous weapon	Hands, fists, feet,etc.	Two-officer vehicle	One-officer vehicle		Detective or special assign.		Other		
							Alone	Asst	Alone	Ast	Alone		Asst
	A	B	C	D	E	F	G	H	I	J	K	L	M
1. Responding to disturbance call (family quarrels, person with firearm, etc.)	4				4		1	2				1	4
2. Burglaries in progress or pursuing burglary suspects													
3. Robberies in progress or pursuing robbery suspects													
4. Attempting other arrests	1				1			1					1
5. Civil disorder (riot, mass disobedience, etc.)													
6. Handling, transporting, custody of prisoners													
7. Investigating suspicious persons or circumstances													
8. Ambush - no warning													
9. Handling persons with mental illness													
10. Traffic pursuits and stops													
11. All other													
12. TOTAL (1-11)	5				5		1	3				1	5
13. Number with personal injury	2				2								
14. Number without personal injury	3				3								

15. Time of Assaults	12 AM	2 AM	4 AM	6 AM	8 AM	10 AM	NOON	2 PM	4 PM	6 PM	8 PM	10 PM
		1		1			2			1		

AGE, SEX AND RACE OF PERSONS ARRESTED
18 Years of age and over

CLASSIFICATIONS OF OFFENSES	UCR	SEX	AGE																	TOT	RACE				
			18	19	20	21	22	23	24	25 29	30 34	35 39	40 44	45 49	50 54	55 59	60 64	65 OV	WHT		BLK	IND	ASN	PAC	
MURDER/NONNEG MANSLAUGHTER	01A	M																							
		F																							
MANSLAUGHTER BY NEGLIGENCE	01B	M																							
		F																							
RAPE	02	M									1		1						2			2			
		F																							
ROBBERY	03	M																							
		F																							
AGGRAVATED ASSAULT	04	M								1	1	2	3	1		1		9	1	1	10				
		F							1		2							3							
BURGLARY	05	M																							
		F																							
LARCENY	06	M						1		1								2			4				
		F								1		1						2							
MOTOR VEHICLE THEFT	07	M																							
		F																							
OTHER ASSAULTS	08	M	2		1	7	3	5	3	4	11	18	8	4	3	1	1	71	7		108				
		F		2	2	1	2	2		13	5	7	7	4	3			48							
ARSON	09	M																							
		F																							
FORGERY	10	M																							
		F																							
FRAUD	11	M																							
		F																							
EMBEZZLEMENT	12	M																							
		F																							
STOLEN PROPERTY	13	M																							
		F																							
VANDALISM	14	M				1				3				1				5			9				
		F								2	1		1					4							
WEAPONS	15	M									1							1		1					
		F																							
PROSTITUTION AND COMMERCIALIZED VICE	16	M																							
		F																							

CLASSIFICATIONS OF OFFENSES	UCR	SEX	AGE																	TOT	RACE				
			18	19	20	21	22	23	24	25 29	30 34	35 39	40 44	45 49	50 54	55 59	60 64	65 OV	WHT		BLK	IND	ASN	PAC	
PROSTITUTION	16A	M																							
		F																							
ASSISTING OR PROMOTING PROSTITUTION	16B	M																							
		F																							
PURCHASING PROSTITUTION	16C	M																							
		F																							
SEX OFFENSES	17	M																							
		F																							
DRUG/SALE/MAN	180	M																							
		F																							
NARCOTICS	180A	M																							
		F																							
MARIJUANA	180B	M																							
		F																							
SYNTHETIC NARCOTICS	180C	M																							
		F																							
OTHER/NON-NARCOTICS	180D	M																							
		F																							
DRUG/POSSESSION	185	M																							
		F																							
NARCOTICS	185E	M																							
		F																							
MARIJUANA	185F	M																							
		F																							
SYNTHETIC NARCOTICS	185G	M																							
		F																							
OTHER/NON-NARCOTICS	185H	M																							
		F																							
GAMBLING	19	M																							
		F																							
BOOKMAKING	19A	M																							
		F																							
NUMBERS	19B	M																							
		F																							
OTHER GAMBLING	19C	M																							
		F																							
FAMILY/CHILD	20	M								1									1		1				
		F																							

CLASSIFICATIONS OF OFFENSES	UCR	SEX	AGE																TOT	RACE				
			18	19	20	21	22	23	24	25 29	30 34	35 39	40 44	45 49	50 54	55 59	60 64	65 OV		WHT	BLK	IND	ASN	PAC
DRIVING INFLUENCE	21	M	1				1		1		2	2	1	2				1	11	4		14		
		F		2		1				1	2			2					8					
LIQUOR LAWS	22	M								1									1			2		
		F				1													1					
DRUNKENNESS	23	M									2								2			5		
		F										2		1					3					
DISORDERLY CONDUCT	24	M								4	3	1	2	2	1		1	1	15			24		
		F	2					1			1	1	3		1				9					
VAGRANCY	25	M																						
		F																						
ALL OTHER	26	M	2			2	2	6	7	17	21	15	20	12	6	3	6	1	120	12	2	187		
		F	3	4	2	1	7	4	1	17	17	16	8	2	4	2		1	89					
SUSPICION	27	M																						
		F																						
HUMAN TRAFFICKING/COMMERCIAL SEX ACTS	30	M																						
		F																						
HUMAN TRAFFICKING/INVOLUNTAR Y SERVITUDE	31	M																						
		F																						
TOTAL BY SEX		M	5		1	10	6	12	11	32	42	38	35	22	10	5	8	3	240	24	4	366		
		F	5	8	4	4	9	7	2	34	28	27	19	9	8	2		1	167					
GRAND TOTAL			10	8	5	14	15	19	13	66	70	65	54	31	18	7	8	4	407	24	4	366	0	0

AGE, SEX AND RACE OF PERSONS ARRESTED
under 18 Years of age

CLASSIFICATIONS OF OFFENSES	UCR	Sex	AGE						TOT	RACE				
			Under 10	10-12	13-14	15	16	17		WHT	BLK	IND	ASN	PAC
MURDER/NONNEG MANSLAUGHTER	01A	M												
		F												
MANSLAUGHTER BY NEGLIGENCE	01B	M												
		F												
RAPE	02	M												
		F												
ROBBERY	03	M												
		F												
AGGRAVATED ASSAULT	04	M				1		1	2			2		
		F												
BURGLARY	05	M										1		
		F			1				1					
LARCENY	06	M												
		F												
MOTOR VEHICLE THEFT	07	M												
		F												
OTHER ASSAULTS	08	M			1			1	2	1		4		
		F			1		2		3					
ARSON	09	M												
		F												
FORGERY	10	M												
		F												
FRAUD	11	M												
		F												
EMBEZZLEMENT	12	M												
		F												
STOLEN PROPERTY	13	M												
		F												
VANDALISM	14	M												
		F												

CLASSIFICATIONS OF OFFENSES	UCR	Sex	AGE						TOT	RACE				
			Under 10	10-12	13-14	15	16	17		WHT	BLK	IND	ASN	PAC
WEAPONS	15	M												
		F												
PROSTITUTION AND COMMERCIALIZED VICE	16	M												
		F												
PROSTITUTION	16A	M												
		F												
ASSISTING OR PROMOTING PROSTITUTION	16B	M												
		F												
PURCHASING PROSTITUTION	16C	M												
		F												
SEX OFFENSES	17	M												
		F												
DRUG/SALE/MAN	180	M												
		F												
NARCOTICS	180A	M												
		F												
MARIJUANA	180B	M												
		F												
SYNTHETIC NARCOTICS	180C	M												
		F												
OTHER/NON-NARCOTICS	180D	M												
		F												
DRUG/POSSESSION	185	M												
		F												
NARCOTICS	185E	M												
		F												
MARIJUANA	185F	M												
		F												
SYNTHETIC NARCOTICS	185G	M												
		F												
OTHER/NON-NARCOTICS	185H	M												
		F												
GAMBLING	19	M												
		F												

CLASSIFICATIONS OF OFFENSES	UCR	Sex	AGE						TOT	RACE				
			Under 10	10-12	13-14	15	16	17		WHT	BLK	IND	ASN	PAC
BOOKMAKING	19A	M												
		F												
NUMBERS	19B	M												
		F												
OTHER GAMBLING	19C	M												
		F												
FAMILY/CHILD	20	M												
		F												
DRIVING INFLUENCE	21	M												
		F												
LIQUOR LAWS	22	M												
		F												
DRUNKENNESS	23	M												
		F												
DISORDERLY CONDUCT	24	M												
		F												
VAGRANCY	25	M												
		F												
ALL OTHER	26	M												
		F												
SUSPICION	27	M												
		F												
CURFEW	28	M												
		F												
RUN-AWAYS	29	M												
		F												
HUMAN TRAFFICKING/COMMERCIAL SEX ACTS	30	M												
		F												
HUMAN TRAFFICKING/INVOLUNTARY SERVITUDE	31	M												
		F												
TOTAL BY SEX		M			1	1		2	4	1		7		
		F			2		2		4					
GRAND TOTAL			0	0	3	1	2	2	8	1	0	7	0	0

MONTHLY RETURN OF ARSON OFFENSES KNOWN TO LAW ENFORCEMENT

1 PROPERTY CLASSIFICATION	2 Offenses Reported or Known to Police (Include Unfounded and attempts)	3 Unfounded, i.e. False or Baseless Complaints	4 Number of Actual Offenses (Column 2 Minus Column 3) Include Attempt)	5 Total Offenses Cleared by Arrest or Exceptional Means (Include Column 6)	6 Number of Clearances Involving Only Persons Under 18 Years of Age	7 Offenses Where Structures Uninhabited, Abandoned, or not Normally in Use	8 Estimated Value of Property Damage
STRUCTURAL							
A. Single Occupancy Residential: Houses, Townhouses, Duplexes, etc.	1		1				\$ 1
B. Other Residential: Apartments, Tenements, Flats, Hotels, Motels, Inns, Dormitories, Boarding Houses, etc.							
C. Storage: Barns, Garages, Warehouses, etc.							
D. Industrial/Manufacturing							
E. Other Commercial: Stores, Restaurants, Offices, etc.							
F. Community/Public: Churches, Jails, Schools, Colleges, Hospitals, etc.							
G. All Other Structure: Out Buildings, Monuments, Buildings Under Construction, etc.							
TOTAL STRUCTURAL	1		1				\$ 1
MOBILE							
H. Motor Vehicles: Automobiles, Trucks, Buses, Motorcycles, etc.: UCR Definition							
I. Other Mobile Property: Trailers, Recreational Vehicles, Airplanes, Boats, etc.							
TOTAL MOBILE							
OTHER							
J. TOTAL OTHER Crops, Timber, Fences, Signs, etc.							
TOTAL OTHER							
GRAND TOTAL	1		1				\$ 1

Grand Total for arson include both attempted and completed. Attempted arsons will not have an associated property type of value.

HUMAN TRAFFICKING OFFENSES

(1) Human Trafficking Classification	(2) Offenses Reported	(3) Unfounded Offenses	(4) Actual Offenses	(5) Offenses Cleared	(6) Juveniles Only
Commercial Sex Acts					
Involuntary Servitude					
GRAND TOTAL					

RETURN A - MONTHLY RETURN OF OFFENSES KNOWN TO POLICE

(1) Classification of Offense	(2) Offenses Reported	(3) Unfounded Offenses	(4) Actual Offenses	(5) Offenses Cleared	(6) Juveniles Only
CRIMINAL HOMICIDE					
MURDER/NONNEG MANSLAUGHTER					
MANSLAUGHTER BY NEGLIGENCE					
TOTAL					
RAPE					
RAPE					
ATTEMPTS TO COMMIT RAPE					
TOTAL					
ROBBERY					
FIREARM					
KNIFE/CUTTING INSTRUMENT					
OTHER DANGEROUS WEAPON					
STRONG-ARM (HANDS, FISTS)					
TOTAL					
ASSAULT					
KNIFE OR CUTTING INSTRUMENT	1		1	1	
FIREARM					
OTHER DANGEROUS WEAPON				1	
HANDS, FIST, FEET, AGGRAVATED	5		5	5	1
OTHER ASSAULTS - SIMPLE	14		14	13	2
TOTAL	20		20	20	3
BURGLARY					
FORCIBLE ENTRY					
UNLAWFUL ENTRY - NO FORCE	4		4	1	
ATTEMPTED FORCIBLE ENTRY					
TOTAL	4		4	1	
LARCENY-THEFT					
THEFT (EX MOTOR VEHICLE)	39		39	7	
TOTAL	39		39	7	
MOTOR VEHICLE THEFT					
AUTOS	1		1		
TRUCKS AND BUSES	2		2	1	
OTHER VEHICLES	4		4		
TOTAL	7		7	1	
GRAND TOTAL	70		70	29	3

PROPERTY STOLEN BY CLASSIFICATION

CLASSIFICATION OF OFFENSES	NUMBER ACTUAL OFFENSES	VALUE OF PROPERTY STOLEN
MURDER AND NONNEGLIGENT MANSLAUGHTER	0	
RAPE	0	
ROBBERY		
HIGHWAY (STREET, ALLEYS, ETC.)	0	
COMMERCIAL HOUSE	0	
GAS OR SERVICE STATION	0	
CONVENIENCE STORE	0	
RESIDENCE	0	
BANK	0	
MISCELLANEOUS	0	
TOTAL ROBBERY	0	
BURGLARY		
RESIDENCE (DWELLING)		
NIGHT (6PM-6AM)	1	
DAY (6AM-6PM)	1	\$ 930
UNKNOWN	0	
NON-RESIDENCE (STORE ETC.)		
NIGHT (6PM-6AM)	0	
DAY (6AM-6PM)	2	\$ 1,623
UNKNOWN	0	
TOTAL BURGLARY	4	\$ 2,553
LARCENY-THEFT		
\$200 AND OVER	18	\$ 136,318
\$50 TO \$200	6	\$ 450
UNDER \$50	15	\$ 186
TOTAL	39	\$ 136,954
6X. NATURE OF LARCENIES UNDER ITEM 6		
POCKET-PICKING	0	
PURSE-SNATCHING	0	
SHOPLIFTING	12	\$ 2,619
FROM MOTOR VEHICLE	4	\$ 1,602
MOTOR VEHICLE PARTS AND ACCESSORIES	1	\$ 50
BICYCLES	4	\$ 601
FROM BUILDING (EX C&H)	3	\$ 2,980
FROM COIN-OP MACHINES	0	
ALL OTHER	15	\$ 129,102
TOTAL LARCENY	39	\$ 136,954
MOTOR VEHICLE THEFT		
STOLEN & RECOVERED LOCALLY	0	
STOLEN LOCALLY & RECOVERED OTHER	0	
TOTAL STOLEN OTHER & RECOVERED LOCAL	3	
STOLEN IN OTHER JURIS & RECOVERED LOCALLY	0	
TOTAL MOTOR VEHICLE THEFT	7	\$ 43,001
GRAND TOTAL	50	\$ 182,508

PROPERTY BY TYPE AND VALUE

Type of Property (1)	Monetary Value of Property Stolen in Your Jurisdiction	
	STOLEN (2)	RECOVERED (3)
CURRENCY, NOTES, ETC.	\$ 128,943	
JEWELRY & PRECIOUS METALS		
CLOTHING AND FURS	\$ 291	\$ 28
LOCALLY STOLEN MOTOR VEHICLE	\$ 29,001	\$ 2,801
OFFICE EQUIPMENT	\$ 1,320	\$ 1,200
TV, RADIOS, CAMERAS, ETC.	\$ 375	\$ 200
FIREARMS	\$ 1,100	
HOUSEHOLD GOODS	\$ 285	
CONSUMABLE GOODS	\$ 2,448	\$ 471
LIVESTOCK		
MISCELLANEOUS	\$ 18,745	\$ 691
GRAND TOTAL	\$ 182,508	\$ 5,391

LAW ENFORCEMENT OFFICERS KILLED OR ASSAULTED

Type Of Activity	Total assaults by weapon	Type of Weapon				Type of Assignment								Officer assaults cleared
		Firearm	Knife or other cutting instrument	Other dangerous weapon	Hands, fists, feet, etc.	Two-officer vehicle	One-officer vehicle		Detective or special assign.		Other			
							Alone	Asst	Alone	Ast	Alone	Asst		
	A	B	C	D	E	F	G	H	I	J	K	L	M	
1. Responding to disturbance call (family quarrels, person with firearm, etc.)														
2. Burglaries in progress or pursuing burglary suspects														
3. Robberies in progress or pursuing robbery suspects														
4. Attempting other arrests	1			1			1						1	
5. Civil disorder (riot, mass disobedience, etc.)														
6. Handling, transporting, custody of prisoners														
7. Investigating suspicious persons or circumstances														
8. Ambush - no warning														
9. Handling persons with mental illness														
10. Traffic pursuits and stops														
11. All other	1				1		1						1	
12. TOTAL (1-11)	2			1	1		2						2	
13. Number with personal injury	1				1									
14. Number without personal injury	1			1										

15. Time of Assaults	12 AM	2 AM	4 AM	6 AM	8 AM	10 AM	NOON	2 PM	4 PM	6 PM	8 PM	10 PM
							1			1		

AGE, SEX AND RACE OF PERSONS ARRESTED
18 Years of age and over

CLASSIFICATIONS OF OFFENSES	UCR	SEX	AGE																TOT	RACE				
			18	19	20	21	22	23	24	25 29	30 34	35 39	40 44	45 49	50 54	55 59	60 64	65 OV		WHT	BLK	IND	ASN	PAC
MURDER/NONNEG MANSLAUGHTER	01A	M																						
		F																						
MANSLAUGHTER BY NEGLIGENCE	01B	M																						
		F																						
RAPE	02	M																						
		F																						
ROBBERY	03	M																						
		F																						
AGGRAVATED ASSAULT	04	M								1			2						3	3				
		F																						
BURGLARY	05	M																						
		F																						
LARCENY	06	M									1								1	2				
		F										1							1					
MOTOR VEHICLE THEFT	07	M																						
		F																						
OTHER ASSAULTS	08	M				1				3		1					1		6	7	1	1		
		F				1		1		1									3					
ARSON	09	M																						
		F																						
FORGERY	10	M																						
		F																						
FRAUD	11	M																						
		F																						
EMBEZZLEMENT	12	M																						
		F																						
STOLEN PROPERTY	13	M																						
		F																						
VANDALISM	14	M					1			1									2	1		2		
		F	1																1					
WEAPONS	15	M									2			1					3	3				
		F																						
PROSTITUTION AND COMMERCIALIZED VICE	16	M																						
		F																						

CLASSIFICATIONS OF OFFENSES	UCR	SEX	AGE																	TOT	RACE				
			18	19	20	21	22	23	24	25 29	30 34	35 39	40 44	45 49	50 54	55 59	60 64	65 OV	WHT		BLK	IND	ASN	PAC	
PROSTITUTION	16A	M																							
		F																							
ASSISTING OR PROMOTING PROSTITUTION	16B	M																							
		F																							
PURCHASING PROSTITUTION	16C	M																							
		F																							
SEX OFFENSES	17	M																							
		F																							
DRUG/SALE/MAN	180	M																							
		F																							
NARCOTICS	180A	M																							
		F																							
MARIJUANA	180B	M																							
		F																							
SYNTHETIC NARCOTICS	180C	M																							
		F																							
OTHER/NON-NARCOTICS	180D	M																							
		F																							
DRUG/POSSESSION	185	M										1							1	1					
		F																							
NARCOTICS	185E	M																							
		F																							
MARIJUANA	185F	M																							
		F																							
SYNTHETIC NARCOTICS	185G	M																							
		F																							
OTHER/NON-NARCOTICS	185H	M										1							1	1					
		F																							
GAMBLING	19	M																							
		F																							
BOOKMAKING	19A	M																							
		F																							
NUMBERS	19B	M																							
		F																							
OTHER GAMBLING	19C	M																							
		F																							
FAMILY/CHILD	20	M																							
		F																							

CLASSIFICATIONS OF OFFENSES	UCR	SEX	AGE																	TOT	RACE				
			18	19	20	21	22	23	24	25 29	30 34	35 39	40 44	45 49	50 54	55 59	60 64	65 OV	WHT		BLK	IND	ASN	PAC	
DRIVING INFLUENCE	21	M		1	2		3	2	2	6	3	1	2	2				2	26	35		2			
		F	2		1			1		3	1	1	1			1			11						
LIQUOR LAWS	22	M																							
		F																							
DRUNKENNESS	23	M																							
		F																							
DISORDERLY CONDUCT	24	M																				1			
		F									1								1						
VAGRANCY	25	M																							
		F																							
ALL OTHER	26	M		1				1			1		2	3					8	8	1	1			
		F									1			1					2						
SUSPICION	27	M																							
		F																							
HUMAN TRAFFICKING/COMMERCIAL SEX ACTS	30	M																							
		F																							
HUMAN TRAFFICKING/INVOLUNTAR Y SERVITUDE	31	M																							
		F																							
TOTAL BY SEX		M		2	2	1	4	3	2	11	7	3	6	6			1	2	50	60	2	7			
		F	3		1	1		2		4	3	2	1	1		1			19						
GRAND TOTAL			3	2	3	2	4	5	2	15	10	5	7	7	0	1	1	2	69	60	2	7	0	0	

AGE, SEX AND RACE OF PERSONS ARRESTED
under 18 Years of age

CLASSIFICATIONS OF OFFENSES	UCR	Sex	AGE						TOT	RACE				
			Under 10	10-12	13-14	15	16	17		WHT	BLK	IND	ASN	PAC
MURDER/NONNEG MANSLAUGHTER	01A	M												
		F												
MANSLAUGHTER BY NEGLIGENCE	01B	M												
		F												
RAPE	02	M												
		F												
ROBBERY	03	M												
		F												
AGGRAVATED ASSAULT	04	M				1			1	1				
		F												
BURGLARY	05	M												
		F												
LARCENY	06	M												
		F												
MOTOR VEHICLE THEFT	07	M												
		F												
OTHER ASSAULTS	08	M								1				
		F						1	1					
ARSON	09	M												
		F												
FORGERY	10	M												
		F												
FRAUD	11	M												
		F												
EMBEZZLEMENT	12	M												
		F												
STOLEN PROPERTY	13	M												
		F												
VANDALISM	14	M												
		F												

CLASSIFICATIONS OF OFFENSES	UCR	Sex	AGE						TOT	RACE				
			Under 10	10-12	13-14	15	16	17		WHT	BLK	IND	ASN	PAC
WEAPONS	15	M												
		F												
PROSTITUTION AND COMMERCIALIZED VICE	16	M												
		F												
PROSTITUTION	16A	M												
		F												
ASSISTING OR PROMOTING PROSTITUTION	16B	M												
		F												
PURCHASING PROSTITUTION	16C	M												
		F												
SEX OFFENSES	17	M												
		F												
DRUG/SALE/MAN	180	M												
		F												
NARCOTICS	180A	M												
		F												
MARIJUANA	180B	M												
		F												
SYNTHETIC NARCOTICS	180C	M												
		F												
OTHER/NON-NARCOTICS	180D	M												
		F												
DRUG/POSSESSION	185	M												
		F					1		1					
NARCOTICS	185E	M												
		F												
MARIJUANA	185F	M												
		F					1		1					
SYNTHETIC NARCOTICS	185G	M												
		F												
OTHER/NON-NARCOTICS	185H	M												
		F												
GAMBLING	19	M												
		F												

CLASSIFICATIONS OF OFFENSES	UCR	Sex	AGE						TOT	RACE				
			Under 10	10-12	13-14	15	16	17		WHT	BLK	IND	ASN	PAC
BOOKMAKING	19A	M												
		F												
NUMBERS	19B	M												
		F												
OTHER GAMBLING	19C	M												
		F												
FAMILY/CHILD	20	M												
		F												
DRIVING INFLUENCE	21	M												
		F					1		1			1		
LIQUOR LAWS	22	M												
		F												
DRUNKENNESS	23	M												
		F												
DISORDERLY CONDUCT	24	M												
		F												
VAGRANCY	25	M												
		F												
ALL OTHER	26	M								1				
		F					1		1					
SUSPICION	27	M												
		F												
CURFEW	28	M												
		F												
RUN-AWAYS	29	M												
		F												
HUMAN TRAFFICKING/COMMERCIAL SEX ACTS	30	M												
		F												
HUMAN TRAFFICKING/INVOLUNTARY SERVITUDE	31	M												
		F												
TOTAL BY SEX		M				1			1	3		1		
		F					3	1	4					
GRAND TOTAL			0	0	0	1	3	1	5	3	0	1	0	0

MONTHLY RETURN OF ARSON OFFENSES KNOWN TO LAW ENFORCEMENT

1 PROPERTY CLASSIFICATION	2 Offenses Reported or Known to Police (Include Unfounded and attempts)	3 Unfounded, i.e. False or Baseless Complaints	4 Number of Actual Offenses (Column 2 Minus Column 3) Include Attempt)	5 Total Offenses Cleared by Arrest or Exceptional Means (Include Column 6)	6 Number of Clearances Involving Only Persons Under 18 Years of Age	7 Offenses Where Structures Uninhabited, Abandoned, or not Normally in Use	8 Estimated Value of Property Damage
STRUCTURAL							
A. Single Occupancy Residential: Houses, Townhouses, Duplexes, etc.							
B. Other Residential: Apartments, Tenements, Flats, Hotels, Motels, Inns, Dormitories, Boarding Houses, etc.							
C. Storage: Barns, Garages, Warehouses, etc.							
D. Industrial/Manufacturing							
E. Other Commercial: Stores, Restaurants, Offices, etc.							
F. Community/Public: Churches, Jails, Schools, Colleges, Hospitals, etc.							
G. All Other Structure: Out Buildings, Monuments, Buildings Under Construction, etc.							
TOTAL STRUCTURAL							
MOBILE							
H. Motor Vehicles: Automobiles, Trucks, Buses, Motorcycles, etc.: UCR Definition							
I. Other Mobile Property: Trailers, Recreational Vehicles, Airplanes, Boats, etc.							
TOTAL MOBILE							
OTHER							
J. TOTAL OTHER Crops, Timber, Fences, Signs, etc.							
TOTAL OTHER							
GRAND TOTAL							

Grand Total for arson include both attempted and completed. Attempted arsons will not have an associated property type of value.

HUMAN TRAFFICKING OFFENSES

(1) Human Trafficking Classification	(2) Offenses Reported	(3) Unfounded Offenses	(4) Actual Offenses	(5) Offenses Cleared	(6) Juveniles Only
Commercial Sex Acts					
Involuntary Servitude					
GRAND TOTAL					

RETURN A - MONTHLY RETURN OF OFFENSES KNOWN TO POLICE

(1) Classification of Offense	(2) Offenses Reported	(3) Unfounded Offenses	(4) Actual Offenses	(5) Offenses Cleared	(6) Juveniles Only
CRIMINAL HOMICIDE					
MURDER/NONNEG MANSLAUGHTER	2		2	2	
MANSLAUGHTER BY NEGLIGENCE					
TOTAL	2		2	2	
RAPE					
RAPE	8		8		
ATTEMPTS TO COMMIT RAPE					
TOTAL	8		8		
ROBBERY					
FIREARM	1		1		
KNIFE/CUTTING INSTRUMENT					
OTHER DANGEROUS WEAPON					
STRONG-ARM (HANDS, FISTS)					
TOTAL	1		1		
ASSAULT					
KNIFE OR CUTTING INSTRUMENT	13		13	9	
FIREARM	19		19	11	
OTHER DANGEROUS WEAPON	36		36	20	1
HANDS, FIST, FEET, AGGRAVATED	2		2	1	
OTHER ASSAULTS - SIMPLE	180		180	81	
TOTAL	250		250	122	1
BURGLARY					
FORCIBLE ENTRY	9		9		
UNLAWFUL ENTRY - NO FORCE	8		8	3	
ATTEMPTED FORCIBLE ENTRY					
TOTAL	17		17	3	
LARCENY-THEFT					
THEFT (EX MOTOR VEHICLE)	28		28		
TOTAL	28		28		
MOTOR VEHICLE THEFT					
AUTOS	12		12	3	
TRUCKS AND BUSES					
OTHER VEHICLES	4		4		
TOTAL	16		16	3	
GRAND TOTAL	322		322	130	1

PROPERTY STOLEN BY CLASSIFICATION

CLASSIFICATION OF OFFENSES	NUMBER ACTUAL OFFENSES	VALUE OF PROPERTY STOLEN
MURDER AND NONNEGLIGENT MANSLAUGHTER	2	
RAPE	8	
ROBBERY		
HIGHWAY (STREET, ALLEYS, ETC.)	0	
COMMERCIAL HOUSE	0	
GAS OR SERVICE STATION	0	
CONVENIENCE STORE	0	
RESIDENCE	1	\$ 800
BANK	0	
MISCELLANEOUS	0	
TOTAL ROBBERY	1	\$ 800
BURGLARY		
RESIDENCE (DWELLING)		
NIGHT (6PM-6AM)	6	\$ 1,051
DAY (6AM-6PM)	5	\$ 200
UNKNOWN	0	
NON-RESIDENCE (STORE ETC.)		
NIGHT (6PM-6AM)	1	\$ 9,374
DAY (6AM-6PM)	5	\$ 25,113
UNKNOWN	0	
TOTAL BURGLARY	17	\$ 35,738
LARCENY-THEFT		
\$200 AND OVER	18	\$ 71,977
\$50 TO \$200	4	\$ 387
UNDER \$50	6	\$ 91
TOTAL	28	\$ 72,455
6X. NATURE OF LARCENIES UNDER ITEM 6		
POCKET-PICKING	0	
PURSE-SNATCHING	0	
SHOPLIFTING	5	\$ 834
FROM MOTOR VEHICLE	4	\$ 3,249
MOTOR VEHICLE PARTS AND ACCESSORIES	3	\$ 682
BICYCLES	0	
FROM BUILDING (EX C&H)	9	\$ 61,452
FROM COIN-OP MACHINES	0	
ALL OTHER	7	\$ 6,238
TOTAL LARCENY	28	\$ 72,455
MOTOR VEHICLE THEFT		
STOLEN & RECOVERED LOCALLY	0	
STOLEN LOCALLY & RECOVERED OTHER	0	
TOTAL STOLEN OTHER & RECOVERED LOCAL	12	
STOLEN IN OTHER JURIS & RECOVERED LOCALLY	0	
TOTAL MOTOR VEHICLE THEFT	16	\$ 230,702
GRAND TOTAL	72	\$ 339,695

PROPERTY BY TYPE AND VALUE

Type of Property (1)	Monetary Value of Property Stolen in Your Jurisdiction	
	STOLEN (2)	RECOVERED (3)
CURRENCY, NOTES, ETC.	\$ 24,205	\$ 100
JEWELRY & PRECIOUS METALS		
CLOTHING AND FURS	\$ 990	\$ 400
LOCALLY STOLEN MOTOR VEHICLE	\$ 247,802	\$ 222,009
OFFICE EQUIPMENT	\$ 3,203	\$ 2,285
TV, RADIOS, CAMERAS, ETC.		
FIREARMS	\$ 800	
HOUSEHOLD GOODS	\$ 498	\$ 450
CONSUMABLE GOODS	\$ 350	
LIVESTOCK		
MISCELLANEOUS	\$ 61,847	\$ 2,546
GRAND TOTAL	\$ 339,695	\$ 227,790

LAW ENFORCEMENT OFFICERS KILLED OR ASSAULTED

Type Of Activity	Total assaults by weapon	Type of Weapon				Type of Assignment						Officer assaults cleared	
		Firearm	Knife or other cutting instrument	Other dangerous weapon	Hands, fists, feet, etc.	Two-officer vehicle	One-officer vehicle		Detective or special assign.		Other		
							Alone	Asst	Alone	Ast	Alone		Asst
	A	B	C	D	E	F	G	H	I	J	K	L	M
1. Responding to disturbance call (family quarrels, person with firearm, etc.)	8	4		4		3	4		1				7
2. Burglaries in progress or pursuing burglary suspects													
3. Robberies in progress or pursuing robbery suspects													
4. Attempting other arrests	2			1	1		1	1					2
5. Civil disorder (riot, mass disobedience, etc.)													
6. Handling, transporting, custody of prisoners	1			1							1		
7. Investigating suspicious persons or circumstances													
8. Ambush - no warning													
9. Handling persons with mental illness	1			1			1						1
10. Traffic pursuits and stops	1			1			1						1
11. All other													
12. TOTAL (1-11)	13	4		8	1	3	7	1	1		1		11
13. Number with personal injury	6			5	1								
14. Number without personal injury	7	4		3									

15. Time of Assaults	12 AM	2 AM	4 AM	6 AM	8 AM	10 AM	NOON	2 PM	4 PM	6 PM	8 PM	10 PM
		2	2	1			3			4		1

AGE, SEX AND RACE OF PERSONS ARRESTED
18 Years of age and over

CLASSIFICATIONS OF OFFENSES	UCR	SEX	AGE															TOT	RACE				
			18	19	20	21	22	23	24	25 29	30 34	35 39	40 44	45 49	50 54	55 59	60 64	65 OV	WHT	BLK	IND	ASN	PAC
MURDER/NONNEG MANSLAUGHTER	01A	M								1								1			2		
		F			1													1					
MANSLAUGHTER BY NEGLIGENCE	01B	M																					
		F																					
RAPE	02	M																					
		F																					
ROBBERY	03	M																					
		F																					
AGGRAVATED ASSAULT	04	M			1		1	1		3	4	3	3	1	4		1	22	1		27		2
		F		1						1	4		2					8					
BURGLARY	05	M								1	2							3	2		1		
		F																					
LARCENY	06	M																					
		F																					
MOTOR VEHICLE THEFT	07	M									1							1			4		
		F					2			1								3					
OTHER ASSAULTS	08	M		1	2	2	1	2		9	7	11	5	3	4	1		48	1		60		1
		F			1	2				2	4	1	2	1			1	14					
ARSON	09	M																			1		
		F									1							1					
FORGERY	10	M																					
		F																					
FRAUD	11	M																					
		F																					
EMBEZZLEMENT	12	M																					
		F																					
STOLEN PROPERTY	13	M																					
		F																					
VANDALISM	14	M							1	1	3	4		1	1			11			18		
		F					1			3	2	1						7					
WEAPONS	15	M								2	2	1		1				1	7			6	1
		F																					
PROSTITUTION AND COMMERCIALIZED VICE	16	M																					
		F																					

CLASSIFICATIONS OF OFFENSES	UCR	SEX	AGE																	TOT	RACE				
			18	19	20	21	22	23	24	25 29	30 34	35 39	40 44	45 49	50 54	55 59	60 64	65 OV	WHT		BLK	IND	ASN	PAC	
PROSTITUTION	16A	M																							
		F																							
ASSISTING OR PROMOTING PROSTITUTION	16B	M																							
		F																							
PURCHASING PROSTITUTION	16C	M																							
		F																							
SEX OFFENSES	17	M																							
		F									1								1		1				
DRUG/SALE/MAN	180	M																							
		F																							
NARCOTICS	180A	M																							
		F																							
MARIJUANA	180B	M																							
		F																							
SYNTHETIC NARCOTICS	180C	M																							
		F																							
OTHER/NON-NARCOTICS	180D	M																							
		F																							
DRUG/POSSESSION	185	M																							
		F																							
NARCOTICS	185E	M																							
		F																							
MARIJUANA	185F	M																							
		F																							
SYNTHETIC NARCOTICS	185G	M																							
		F																							
OTHER/NON-NARCOTICS	185H	M																							
		F																							
GAMBLING	19	M																							
		F																							
BOOKMAKING	19A	M																							
		F																							
NUMBERS	19B	M																							
		F																							
OTHER GAMBLING	19C	M																							
		F																							
FAMILY/CHILD	20	M																							
		F																							

CLASSIFICATIONS OF OFFENSES	UCR	SEX	AGE																TOT	RACE				
			18	19	20	21	22	23	24	25 29	30 34	35 39	40 44	45 49	50 54	55 59	60 64	65 OV		WHT	BLK	IND	ASN	PAC
DRIVING INFLUENCE	21	M			1						2	3	1	1			1		9			24		
		F						1		2	7	1	1	1	1	1			15					
LIQUOR LAWS	22	M									4		1				1		6			11		
		F		1	1					1		1				1			5					
DRUNKENNESS	23	M																						
		F																						
DISORDERLY CONDUCT	24	M								2	6	1	2	1			1		13			25		
		F			2					2	4	1	3						12					
VAGRANCY	25	M											2						2			4		
		F											1			1			2					
ALL OTHER	26	M	4	2	3	4	4	2	3	14	28	18	15	5	11	13	3	8	137	15	2	153	11	3
		F		2	1	4	5	2		7	9	2	9	2	4	1	5		53					
SUSPICION	27	M																						
		F																						
HUMAN TRAFFICKING/COMMERCIAL SEX ACTS	30	M																						
		F																						
HUMAN TRAFFICKING/INVOLUNTAR Y SERVITUDE	31	M																						
		F																						
TOTAL BY SEX		M	4	3	7	6	6	5	4	33	59	41	29	13	20	16	5	9	260	19	2	337	11	7
		F		4	6	6	8	3		19	32	7	18	4	7	2	6		122					
GRAND TOTAL			4	7	13	12	14	8	4	52	91	48	47	17	27	18	11	9	382	19	2	337	11	7

AGE, SEX AND RACE OF PERSONS ARRESTED
under 18 Years of age

CLASSIFICATIONS OF OFFENSES	UCR	Sex	AGE						TOT	RACE				
			Under 10	10-12	13-14	15	16	17		WHT	BLK	IND	ASN	PAC
MURDER/NONNEG MANSLAUGHTER	01A	M												
		F												
MANSLAUGHTER BY NEGLIGENCE	01B	M												
		F												
RAPE	02	M												
		F												
ROBBERY	03	M												
		F												
AGGRAVATED ASSAULT	04	M												
		F												
BURGLARY	05	M												
		F												
LARCENY	06	M												
		F												
MOTOR VEHICLE THEFT	07	M												
		F												
OTHER ASSAULTS	08	M												
		F												
ARSON	09	M												
		F												
FORGERY	10	M												
		F												
FRAUD	11	M												
		F												
EMBEZZLEMENT	12	M												
		F												
STOLEN PROPERTY	13	M												
		F												
VANDALISM	14	M												
		F				1			1			1		

CLASSIFICATIONS OF OFFENSES	UCR	Sex	AGE							TOT	RACE				
			Under 10	10-12	13-14	15	16	17	WHT		BLK	IND	ASN	PAC	
WEAPONS	15	M													
		F													
PROSTITUTION AND COMMERCIALIZED VICE	16	M													
		F													
PROSTITUTION	16A	M													
		F													
ASSISTING OR PROMOTING PROSTITUTION	16B	M													
		F													
PURCHASING PROSTITUTION	16C	M													
		F													
SEX OFFENSES	17	M													
		F													
DRUG/SALE/MAN	180	M													
		F													
NARCOTICS	180A	M													
		F													
MARIJUANA	180B	M													
		F													
SYNTHETIC NARCOTICS	180C	M													
		F													
OTHER/NON-NARCOTICS	180D	M													
		F													
DRUG/POSSESSION	185	M													
		F													
NARCOTICS	185E	M													
		F													
MARIJUANA	185F	M													
		F													
SYNTHETIC NARCOTICS	185G	M													
		F													
OTHER/NON-NARCOTICS	185H	M													
		F													
GAMBLING	19	M													
		F													

CLASSIFICATIONS OF OFFENSES	UCR	Sex	AGE						TOT	RACE				
			Under 10	10-12	13-14	15	16	17		WHT	BLK	IND	ASN	PAC
BOOKMAKING	19A	M												
		F												
NUMBERS	19B	M												
		F												
OTHER GAMBLING	19C	M												
		F												
FAMILY/CHILD	20	M												
		F												
DRIVING INFLUENCE	21	M						1	1			1		
		F												
LIQUOR LAWS	22	M					2	1	3			5		
		F			2				2					
DRUNKENNESS	23	M												
		F												
DISORDERLY CONDUCT	24	M				1	3	2	6			7		
		F				1			1					
VAGRANCY	25	M												
		F												
ALL OTHER	26	M			2	2		7	11			14	1	1
		F			2			5	7					
SUSPICION	27	M												
		F												
CURFEW	28	M										1		
		F			1				1					
RUN-AWAYS	29	M												
		F												
HUMAN TRAFFICKING/COMMERCIAL SEX ACTS	30	M												
		F												
HUMAN TRAFFICKING/INVOLUNTARY SERVITUDE	31	M												
		F												
TOTAL BY SEX		M			2	3	5	11	21			29	1	1
		F			5	2		5	12					
GRAND TOTAL			0	0	7	5	5	16	33	0	0	29	1	1

MONTHLY RETURN OF ARSON OFFENSES KNOWN TO LAW ENFORCEMENT

1 PROPERTY CLASSIFICATION	2 Offenses Reported or Known to Police (Include Unfounded and attempts)	3 Unfounded, i.e. False or Baseless Complaints	4 Number of Actual Offenses (Column 2 Minus Column 3) Include Attempt)	5 Total Offenses Cleared by Arrest or Exceptional Means (Include Column 6)	6 Number of Clearances Involving Only Persons Under 18 Years of Age	7 Offenses Where Structures Uninhabited, Abandoned, or not Normally in Use	8 Estimated Value of Property Damage
STRUCTURAL							
A. Single Occupancy Residential: Houses, Townhouses, Duplexes, etc.							
B. Other Residential: Apartments, Tenements, Flats, Hotels, Motels, Inns, Dormitories, Boarding Houses, etc.							
C. Storage: Barns, Garages, Warehouses, etc.	1		1				\$ 9,901
D. Industrial/Manufacturing							
E. Other Commercial: Stores, Restaurants, Offices, etc.							
F. Community/Public: Churches, Jails, Schools, Colleges, Hospitals, etc.							
G. All Other Structure: Out Buildings, Monuments, Buildings Under Construction, etc.	3		3	1			\$ 920,001
TOTAL STRUCTURAL	4		4	1			\$ 929,902
MOBILE							
H. Motor Vehicles: Automobiles, Trucks, Buses, Motorcycles, etc.: UCR Definition	1		1				\$ 1
I. Other Mobile Property: Trailers, Recreational Vehicles, Airplanes, Boats, etc.							
TOTAL MOBILE	1		1				\$ 1
OTHER							
J. TOTAL OTHER Crops, Timber, Fences, Signs, etc.							
TOTAL OTHER							
GRAND TOTAL	5		5	1			\$ 929,903

Grand Total for arson include both attempted and completed. Attempted arsons will not have an associated property type of value.

HUMAN TRAFFICKING OFFENSES

(1) Human Trafficking Classification	(2) Offenses Reported	(3) Unfounded Offenses	(4) Actual Offenses	(5) Offenses Cleared	(6) Juveniles Only
Commercial Sex Acts					
Involuntary Servitude	1		1		
GRAND TOTAL	1		1		

RETURN A - MONTHLY RETURN OF OFFENSES KNOWN TO POLICE

(1) Classification of Offense	(2) Offenses Reported	(3) Unfounded Offenses	(4) Actual Offenses	(5) Offenses Cleared	(6) Juveniles Only
CRIMINAL HOMICIDE					
MURDER/NONNEG MANSLAUGHTER					
MANSLAUGHTER BY NEGLIGENCE					
TOTAL					
RAPE					
RAPE	4		4		
ATTEMPTS TO COMMIT RAPE					
TOTAL	4		4		
ROBBERY					
FIREARM					
KNIFE/CUTTING INSTRUMENT					
OTHER DANGEROUS WEAPON					
STRONG-ARM (HANDS, FISTS)					
TOTAL					
ASSAULT					
KNIFE OR CUTTING INSTRUMENT	8		8	2	
FIREARM	2		2		
OTHER DANGEROUS WEAPON	14		14	2	
HANDS, FIST, FEET, AGGRAVATED	2		2		
OTHER ASSAULTS - SIMPLE	46		46	1	
TOTAL	72		72	5	
BURGLARY					
FORCIBLE ENTRY	4		4		
UNLAWFUL ENTRY - NO FORCE	3		3		
ATTEMPTED FORCIBLE ENTRY					
TOTAL	7		7		
LARCENY-THEFT					
THEFT (EX MOTOR VEHICLE)	77		77	1	
TOTAL	77		77	1	
MOTOR VEHICLE THEFT					
AUTOS	19		19	1	
TRUCKS AND BUSES	1		1		
OTHER VEHICLES	2		2		
TOTAL	22		22	1	
GRAND TOTAL	182		182	7	

PROPERTY STOLEN BY CLASSIFICATION

CLASSIFICATION OF OFFENSES	NUMBER ACTUAL OFFENSES	VALUE OF PROPERTY STOLEN
MURDER AND NONNEGLIGENT MANSLAUGHTER	0	
RAPE	4	
ROBBERY		
HIGHWAY (STREET, ALLEYS, ETC.)	0	
COMMERCIAL HOUSE	0	
GAS OR SERVICE STATION	0	
CONVENIENCE STORE	0	
RESIDENCE	0	
BANK	0	
MISCELLANEOUS	0	
TOTAL ROBBERY	0	
BURGLARY		
RESIDENCE (DWELLING)		
NIGHT (6PM-6AM)	1	\$ 1
DAY (6AM-6PM)	0	
UNKNOWN	2	\$ 2,000
NON-RESIDENCE (STORE ETC.)		
NIGHT (6PM-6AM)	1	\$ 200
DAY (6AM-6PM)	0	
UNKNOWN	3	\$ 4,127
TOTAL BURGLARY	7	\$ 6,328
LARCENY-THEFT		
\$200 AND OVER	36	\$ 44,970
\$50 TO \$200	9	\$ 712
UNDER \$50	32	\$ 238
TOTAL	77	\$ 45,920
6X. NATURE OF LARCENIES UNDER ITEM 6		
POCKET-PICKING	0	
PURSE-SNATCHING	0	
SHOPLIFTING	22	\$ 2,160
FROM MOTOR VEHICLE	13	\$ 3,297
MOTOR VEHICLE PARTS AND ACCESSORIES	8	\$ 9,165
BICYCLES	7	\$ 4,523
FROM BUILDING (EX C&H)	11	\$ 12,063
FROM COIN-OP MACHINES	0	
ALL OTHER	16	\$ 14,712
TOTAL LARCENY	77	\$ 45,920
MOTOR VEHICLE THEFT		
STOLEN & RECOVERED LOCALLY	0	
STOLEN LOCALLY & RECOVERED OTHER	0	
TOTAL STOLEN OTHER & RECOVERED LOCAL	0	
STOLEN IN OTHER JURIS & RECOVERED LOCALLY	0	
TOTAL MOTOR VEHICLE THEFT	22	\$ 43,766
GRAND TOTAL	110	\$ 96,014

PROPERTY BY TYPE AND VALUE

Type of Property (1)	Monetary Value of Property Stolen in Your Jurisdiction	
	STOLEN (2)	RECOVERED (3)
CURRENCY, NOTES, ETC.	\$ 300	
JEWELRY & PRECIOUS METALS	\$ 1,603	
CLOTHING AND FURS	\$ 1,072	
LOCALLY STOLEN MOTOR VEHICLE	\$ 42,766	
OFFICE EQUIPMENT	\$ 2,815	
TV, RADIOS, CAMERAS, ETC.	\$ 301	
FIREARMS	\$ 800	\$ 1
HOUSEHOLD GOODS	\$ 2,787	
CONSUMABLE GOODS	\$ 1,655	
LIVESTOCK		
MISCELLANEOUS	\$ 41,915	
GRAND TOTAL	\$ 96,014	\$ 1

LAW ENFORCEMENT OFFICERS KILLED OR ASSAULTED

Type Of Activity	Total assaults by weapon	Type of Weapon				Type of Assignment						Officer assaults cleared	
		Firearm	Knife or other cutting instrument	Other dangerous weapon	Hands, fists, feet,etc.	Two-officer vehicle	One-officer vehicle		Detective or special assign.		Other		
							Alone	Asst	Alone	Ast	Alone		Asst
	A	B	C	D	E	F	G	H	I	J	K	L	M
1. Responding to disturbance call (family quarrels, person with firearm, etc.)	2				2			2					
2. Burglaries in progress or pursuing burglary suspects													
3. Robberies in progress or pursuing robbery suspects													
4. Attempting other arrests	1				1		1						
5. Civil disorder (riot, mass disobedience, etc.)													
6. Handling, transporting, custody of prisoners													
7. Investigating suspicious persons or circumstances	3		2		1	2		1					
8. Ambush - no warning													
9. Handling persons with mental illness													
10. Traffic pursuits and stops	3			2	1		3						3
11. All other													
12. TOTAL (1-11)	9		2	2	5	2	4	3					3
13. Number with personal injury	4				4								
14. Number without personal injury	5		2	2	1								

15. Time of Assaults	12 AM	2 AM	4 AM	6 AM	8 AM	10 AM	NOON	2 PM	4 PM	6 PM	8 PM	10 PM
	4	4									1	

AGE, SEX AND RACE OF PERSONS ARRESTED
18 Years of age and over

CLASSIFICATIONS OF OFFENSES	UCR	SEX	AGE																	TOT	RACE				
			18	19	20	21	22	23	24	25 29	30 34	35 39	40 44	45 49	50 54	55 59	60 64	65 OV	WHT		BLK	IND	ASN	PAC	
MURDER/NONNEG MANSLAUGHTER	01A	M																							
		F																							
MANSLAUGHTER BY NEGLIGENCE	01B	M																							
		F																							
RAPE	02	M																							
		F																							
ROBBERY	03	M																							
		F																							
AGGRAVATED ASSAULT	04	M																							
		F																							
BURGLARY	05	M																							
		F																							
LARCENY	06	M																							
		F																							
MOTOR VEHICLE THEFT	07	M									1								1	1					
		F																							
OTHER ASSAULTS	08	M																							
		F																							
ARSON	09	M																							
		F																							
FORGERY	10	M																							
		F																							
FRAUD	11	M																							
		F																							
EMBEZZLEMENT	12	M																							
		F																							
STOLEN PROPERTY	13	M																							
		F																							
VANDALISM	14	M																							
		F																							
WEAPONS	15	M																							
		F																							
PROSTITUTION AND COMMERCIALIZED VICE	16	M																							
		F																							

CLASSIFICATIONS OF OFFENSES	UCR	SEX	AGE																	TOT	RACE				
			18	19	20	21	22	23	24	25 29	30 34	35 39	40 44	45 49	50 54	55 59	60 64	65 OV	WHT		BLK	IND	ASN	PAC	
PROSTITUTION	16A	M																							
		F																							
ASSISTING OR PROMOTING PROSTITUTION	16B	M																							
		F																							
PURCHASING PROSTITUTION	16C	M																							
		F																							
SEX OFFENSES	17	M																							
		F																							
DRUG/SALE/MAN	180	M																							
		F																							
NARCOTICS	180A	M																							
		F																							
MARIJUANA	180B	M																							
		F																							
SYNTHETIC NARCOTICS	180C	M																							
		F																							
OTHER/NON-NARCOTICS	180D	M																							
		F																							
DRUG/POSSESSION	185	M																							
		F																							
NARCOTICS	185E	M																							
		F																							
MARIJUANA	185F	M																							
		F																							
SYNTHETIC NARCOTICS	185G	M																							
		F																							
OTHER/NON-NARCOTICS	185H	M																							
		F																							
GAMBLING	19	M																							
		F																							
BOOKMAKING	19A	M																							
		F																							
NUMBERS	19B	M																							
		F																							
OTHER GAMBLING	19C	M																							
		F																							
FAMILY/CHILD	20	M																							
		F																							

CLASSIFICATIONS OF OFFENSES	UCR	SEX	AGE																	TOT	RACE				
			18	19	20	21	22	23	24	25 29	30 34	35 39	40 44	45 49	50 54	55 59	60 64	65 OV	WHT		BLK	IND	ASN	PAC	
DRIVING INFLUENCE	21	M	1	2	7	3	4	4	2	12	11	12	10	5	2		1	2	78	86		13	1		
		F					1		3	2	6	3	3			1	2	2	23						
LIQUOR LAWS	22	M																							
		F																							
DRUNKENNESS	23	M																		1					
		F									1							1							
DISORDERLY CONDUCT	24	M						1				3	1						5	5					
		F																							
VAGRANCY	25	M																							
		F																							
ALL OTHER	26	M				2	1		2	3	10	3	2	1	1		2		27	32		7			
		F				1	1	1		2	4	2	1						12						
SUSPICION	27	M																							
		F																							
HUMAN TRAFFICKING/COMMERCIAL SEX ACTS	30	M																							
		F																							
HUMAN TRAFFICKING/INVOLUNTAR Y SERVITUDE	31	M																							
		F																							
TOTAL BY SEX		M	1	2	7	5	5	5	4	15	25	16	12	6	3		3	2	111	125		20	1		
		F				1	2	1	3	4	11	5	4			1	2	2	36						
GRAND TOTAL			1	2	7	6	7	6	7	19	36	21	16	6	3	1	5	4	147	125	0	20	1	0	

AGE, SEX AND RACE OF PERSONS ARRESTED
under 18 Years of age

CLASSIFICATIONS OF OFFENSES	UCR	Sex	AGE						TOT	RACE				
			Under 10	10-12	13-14	15	16	17		WHT	BLK	IND	ASN	PAC
MURDER/NONNEG MANSLAUGHTER	01A	M												
		F												
MANSLAUGHTER BY NEGLIGENCE	01B	M												
		F												
RAPE	02	M												
		F												
ROBBERY	03	M												
		F												
AGGRAVATED ASSAULT	04	M												
		F												
BURGLARY	05	M												
		F												
LARCENY	06	M												
		F												
MOTOR VEHICLE THEFT	07	M												
		F												
OTHER ASSAULTS	08	M												
		F												
ARSON	09	M												
		F												
FORGERY	10	M												
		F												
FRAUD	11	M												
		F												
EMBEZZLEMENT	12	M												
		F												
STOLEN PROPERTY	13	M												
		F												
VANDALISM	14	M												
		F												

CLASSIFICATIONS OF OFFENSES	UCR	Sex	AGE							TOT	RACE				
			Under 10	10-12	13-14	15	16	17	WHT		BLK	IND	ASN	PAC	
WEAPONS	15	M													
		F													
PROSTITUTION AND COMMERCIALIZED VICE	16	M													
		F													
PROSTITUTION	16A	M													
		F													
ASSISTING OR PROMOTING PROSTITUTION	16B	M													
		F													
PURCHASING PROSTITUTION	16C	M													
		F													
SEX OFFENSES	17	M													
		F													
DRUG/SALE/MAN	180	M													
		F													
NARCOTICS	180A	M													
		F													
MARIJUANA	180B	M													
		F													
SYNTHETIC NARCOTICS	180C	M													
		F													
OTHER/NON-NARCOTICS	180D	M													
		F													
DRUG/POSSESSION	185	M													
		F													
NARCOTICS	185E	M													
		F													
MARIJUANA	185F	M													
		F													
SYNTHETIC NARCOTICS	185G	M													
		F													
OTHER/NON-NARCOTICS	185H	M													
		F													
GAMBLING	19	M													
		F													

CLASSIFICATIONS OF OFFENSES	UCR	Sex	AGE						TOT	RACE				
			Under 10	10-12	13-14	15	16	17		WHT	BLK	IND	ASN	PAC
BOOKMAKING	19A	M												
		F												
NUMBERS	19B	M												
		F												
OTHER GAMBLING	19C	M												
		F												
FAMILY/CHILD	20	M												
		F												
DRIVING INFLUENCE	21	M												
		F												
LIQUOR LAWS	22	M												
		F												
DRUNKENNESS	23	M												
		F												
DISORDERLY CONDUCT	24	M												
		F												
VAGRANCY	25	M												
		F												
ALL OTHER	26	M												
		F												
SUSPICION	27	M												
		F												
CURFEW	28	M												
		F												
RUN-AWAYS	29	M												
		F												
HUMAN TRAFFICKING/COMMERCIAL SEX ACTS	30	M												
		F												
HUMAN TRAFFICKING/INVOLUNTARY SERVITUDE	31	M												
		F												
TOTAL BY SEX		M												
		F												
GRAND TOTAL			0	0	0	0	0	0	0	0	0	0	0	0

MONTHLY RETURN OF ARSON OFFENSES KNOWN TO LAW ENFORCEMENT

1 PROPERTY CLASSIFICATION	2 Offenses Reported or Known to Police (Include Unfounded and attempts)	3 Unfounded, i.e. False or Baseless Complaints	4 Number of Actual Offenses (Column 2 Minus Column 3) Include Attempt)	5 Total Offenses Cleared by Arrest or Exceptional Means (Include Column 6)	6 Number of Clearances Involving Only Persons Under 18 Years of Age	7 Offenses Where Structures Uninhabited, Abandoned, or not Normally in Use	8 Estimated Value of Property Damage
STRUCTURAL							
A. Single Occupancy Residential: Houses, Townhouses, Duplexes, etc.	1		1				\$ 1
B. Other Residential: Apartments, Tenements, Flats, Hotels, Motels, Inns, Dormitories, Boarding Houses, etc.							
C. Storage: Barns, Garages, Warehouses, etc.							
D. Industrial/Manufacturing							
E. Other Commercial: Stores, Restaurants, Offices, etc.							
F. Community/Public: Churches, Jails, Schools, Colleges, Hospitals, etc.							
G. All Other Structure: Out Buildings, Monuments, Buildings Under Construction, etc.							
TOTAL STRUCTURAL	1		1				\$ 1
MOBILE							
H. Motor Vehicles: Automobiles, Trucks, Buses, Motorcycles, etc.: UCR Definition	1		1				\$ 1
I. Other Mobile Property: Trailers, Recreational Vehicles, Airplanes, Boats, etc.							
TOTAL MOBILE	1		1				\$ 1
OTHER							
J. TOTAL OTHER Crops, Timber, Fences, Signs, etc.							
TOTAL OTHER							
GRAND TOTAL	2		2				\$ 2

Grand Total for arson include both attempted and completed. Attempted arsons will not have an associated property type of value.

HUMAN TRAFFICKING OFFENSES

(1) Human Trafficking Classification	(2) Offenses Reported	(3) Unfounded Offenses	(4) Actual Offenses	(5) Offenses Cleared	(6) Juveniles Only
Commercial Sex Acts					
Involuntary Servitude					
GRAND TOTAL					

RETURN A - MONTHLY RETURN OF OFFENSES KNOWN TO POLICE

(1) Classification of Offense	(2) Offenses Reported	(3) Unfounded Offenses	(4) Actual Offenses	(5) Offenses Cleared	(6) Juveniles Only
CRIMINAL HOMICIDE					
MURDER/NONNEG MANSLAUGHTER					
MANSLAUGHTER BY NEGLIGENCE					
TOTAL					
RAPE					
RAPE				1	
ATTEMPTS TO COMMIT RAPE					
TOTAL				1	
ROBBERY					
FIREARM					
KNIFE/CUTTING INSTRUMENT					
OTHER DANGEROUS WEAPON					
STRONG-ARM (HANDS, FISTS)					
TOTAL					
ASSAULT					
KNIFE OR CUTTING INSTRUMENT					
FIREARM					
OTHER DANGEROUS WEAPON	2		2	2	
HANDS, FIST, FEET, AGGRAVATED					
OTHER ASSAULTS - SIMPLE	23		23	14	
TOTAL	25		25	16	
BURGLARY					
FORCIBLE ENTRY	1		1	1	
UNLAWFUL ENTRY - NO FORCE	3		3		
ATTEMPTED FORCIBLE ENTRY					
TOTAL	4		4	1	
LARCENY-THEFT					
THEFT (EX MOTOR VEHICLE)	33		33	10	
TOTAL	33		33	10	
MOTOR VEHICLE THEFT					
AUTOS					
TRUCKS AND BUSES	2		2	1	
OTHER VEHICLES					
TOTAL	2		2	1	
GRAND TOTAL	64		64	29	

PROPERTY STOLEN BY CLASSIFICATION

CLASSIFICATION OF OFFENSES	NUMBER ACTUAL OFFENSES	VALUE OF PROPERTY STOLEN
MURDER AND NONNEGLIGENT MANSLAUGHTER	0	
RAPE	0	
ROBBERY		
HIGHWAY (STREET, ALLEYS, ETC.)	0	
COMMERCIAL HOUSE	0	
GAS OR SERVICE STATION	0	
CONVENIENCE STORE	0	
RESIDENCE	0	
BANK	0	
MISCELLANEOUS	0	
TOTAL ROBBERY	0	
BURGLARY		
RESIDENCE (DWELLING)		
NIGHT (6PM-6AM)	1	
DAY (6AM-6PM)	2	\$ 6,470
UNKNOWN	0	
NON-RESIDENCE (STORE ETC.)		
NIGHT (6PM-6AM)	0	
DAY (6AM-6PM)	1	\$ 460
UNKNOWN	0	
TOTAL BURGLARY	4	\$ 6,930
LARCENY-THEFT		
\$200 AND OVER	16	\$ 53,739
\$50 TO \$200	9	\$ 929
UNDER \$50	8	\$ 127
TOTAL	33	\$ 54,795
6X. NATURE OF LARCENIES UNDER ITEM 6		
POCKET-PICKING	0	
PURSE-SNATCHING	0	
SHOPLIFTING	0	
FROM MOTOR VEHICLE	1	\$ 113
MOTOR VEHICLE PARTS AND ACCESSORIES	0	
BICYCLES	1	\$ 100
FROM BUILDING (EX C&H)	0	
FROM COIN-OP MACHINES	0	
ALL OTHER	31	\$ 54,582
TOTAL LARCENY	33	\$ 54,795
MOTOR VEHICLE THEFT		
STOLEN & RECOVERED LOCALLY	0	
STOLEN LOCALLY & RECOVERED OTHER	0	
TOTAL STOLEN OTHER & RECOVERED LOCAL	2	
STOLEN IN OTHER JURIS & RECOVERED LOCALLY	0	
TOTAL MOTOR VEHICLE THEFT	2	\$ 6,200
GRAND TOTAL	39	\$ 67,925

PROPERTY BY TYPE AND VALUE

Type of Property (1)	Monetary Value of Property Stolen in Your Jurisdiction	
	STOLEN (2)	RECOVERED (3)
CURRENCY, NOTES, ETC.	\$ 45,003	\$ 45,003
JEWELRY & PRECIOUS METALS	\$ 6,525	
CLOTHING AND FURS	\$ 249	\$ 40
LOCALLY STOLEN MOTOR VEHICLE	\$ 6,200	\$ 6,200
OFFICE EQUIPMENT	\$ 699	
TV, RADIOS, CAMERAS, ETC.	\$ 1,090	\$ 75
FIREARMS	\$ 725	\$ 300
HOUSEHOLD GOODS	\$ 278	\$ 48
CONSUMABLE GOODS	\$ 269	\$ 1
LIVESTOCK		
MISCELLANEOUS	\$ 6,887	\$ 1,593
GRAND TOTAL	\$ 67,925	\$ 53,260

LAW ENFORCEMENT OFFICERS KILLED OR ASSAULTED

Type Of Activity	Total assaults by weapon	Type of Weapon				Type of Assignment						Officer assaults cleared	
		Firearm	Knife or other cutting instrument	Other dangerous weapon	Hands, fists, feet, etc.	Two-officer vehicle	One-officer vehicle		Detective or special assign.		Other		
							Alone	Asst	Alone	Asst	Alone		Asst
	A	B	C	D	E	F	G	H	I	J	K	L	M
1. Responding to disturbance call (family quarrels, person with firearm, etc.)													
2. Burglaries in progress or pursuing burglary suspects													
3. Robberies in progress or pursuing robbery suspects													
4. Attempting other arrests													
5. Civil disorder (riot, mass disobedience, etc.)													
6. Handling, transporting, custody of prisoners	1			1		1							
7. Investigating suspicious persons or circumstances													
8. Ambush - no warning													
9. Handling persons with mental illness													
10. Traffic pursuits and stops													
11. All other													
12. TOTAL (1-11)	1			1		1							
13. Number with personal injury													
14. Number without personal injury	1			1									

15. Time of Assaults	12 AM	2 AM	4 AM	6 AM	8 AM	10 AM	NOON	2 PM	4 PM	6 PM	8 PM	10 PM
											1	

AGE, SEX AND RACE OF PERSONS ARRESTED
18 Years of age and over

CLASSIFICATIONS OF OFFENSES	UCR	SEX	AGE																TOT	RACE				
			18	19	20	21	22	23	24	25 29	30 34	35 39	40 44	45 49	50 54	55 59	60 64	65 OV		WHT	BLK	IND	ASN	PAC
MURDER/NONNEG MANSLAUGHTER	01A	M																						
		F																						
MANSLAUGHTER BY NEGLIGENCE	01B	M																						
		F																						
RAPE	02	M	1																1	1				
		F																						
ROBBERY	03	M																						
		F																						
AGGRAVATED ASSAULT	04	M																						
		F																						
BURGLARY	05	M						1					1						2	2				
		F																						
LARCENY	06	M								1	1								2	2		1		
		F								1									1					
MOTOR VEHICLE THEFT	07	M							1										1	1				
		F																						
OTHER ASSAULTS	08	M						1	1	2			1	1			1		7	4	2	1		
		F																						
ARSON	09	M																						
		F																						
FORGERY	10	M																						
		F																						
FRAUD	11	M																						
		F																						
EMBEZZLEMENT	12	M																						
		F																						
STOLEN PROPERTY	13	M																						
		F																						
VANDALISM	14	M	1					1						1					3	3				
		F																						
WEAPONS	15	M										1							1	1				
		F																						
PROSTITUTION AND COMMERCIALIZED VICE	16	M																						
		F																						

CLASSIFICATIONS OF OFFENSES	UCR	SEX	AGE																	TOT	RACE				
			18	19	20	21	22	23	24	25 29	30 34	35 39	40 44	45 49	50 54	55 59	60 64	65 OV	WHT		BLK	IND	ASN	PAC	
PROSTITUTION	16A	M																							
		F																							
ASSISTING OR PROMOTING PROSTITUTION	16B	M																							
		F																							
PURCHASING PROSTITUTION	16C	M																							
		F																							
SEX OFFENSES	17	M																							
		F																							
DRUG/SALE/MAN	180	M																							
		F																							
NARCOTICS	180A	M																							
		F																							
MARIJUANA	180B	M																							
		F																							
SYNTHETIC NARCOTICS	180C	M																							
		F																							
OTHER/NON-NARCOTICS	180D	M																							
		F																							
DRUG/POSSESSION	185	M																							
		F																							
NARCOTICS	185E	M																							
		F																							
MARIJUANA	185F	M																							
		F																							
SYNTHETIC NARCOTICS	185G	M																							
		F																							
OTHER/NON-NARCOTICS	185H	M																							
		F																							
GAMBLING	19	M																							
		F																							
BOOKMAKING	19A	M																							
		F																							
NUMBERS	19B	M																							
		F																							
OTHER GAMBLING	19C	M																							
		F																							
FAMILY/CHILD	20	M																							
		F																							

CLASSIFICATIONS OF OFFENSES	UCR	SEX	AGE																TOT	RACE				
			18	19	20	21	22	23	24	25 29	30 34	35 39	40 44	45 49	50 54	55 59	60 64	65 OV		WHT	BLK	IND	ASN	PAC
DRIVING INFLUENCE	21	M				1				1	1		1		1				5	3	2			
		F																						
LIQUOR LAWS	22	M																						
		F																						
DRUNKENNESS	23	M																						
		F																						
DISORDERLY CONDUCT	24	M																						
		F																						
VAGRANCY	25	M																						
		F																						
ALL OTHER	26	M						1		6	5	2	1			2			17	15		5		
		F								1	1				1			3						
SUSPICION	27	M																						
		F																						
HUMAN TRAFFICKING/COMMERCIAL SEX ACTS	30	M																						
		F																						
HUMAN TRAFFICKING/INVOLUNTARY SERVITUDE	31	M																						
		F																						
TOTAL BY SEX		M	2			1		4	2	10	7	3	4	2	1	2	1		39	32	4	7		
		F								2	1				1			4						
GRAND TOTAL			2	0	0	1	0	4	2	12	8	3	4	2	2	2	1	0	43	32	4	7	0	0

AGE, SEX AND RACE OF PERSONS ARRESTED
under 18 Years of age

CLASSIFICATIONS OF OFFENSES	UCR	Sex	AGE						TOT	RACE				
			Under 10	10-12	13-14	15	16	17		WHT	BLK	IND	ASN	PAC
MURDER/NONNEG MANSLAUGHTER	01A	M												
		F												
MANSLAUGHTER BY NEGLIGENCE	01B	M												
		F												
RAPE	02	M												
		F												
ROBBERY	03	M												
		F												
AGGRAVATED ASSAULT	04	M												
		F												
BURGLARY	05	M												
		F												
LARCENY	06	M												
		F												
MOTOR VEHICLE THEFT	07	M												
		F												
OTHER ASSAULTS	08	M												
		F												
ARSON	09	M												
		F												
FORGERY	10	M												
		F												
FRAUD	11	M												
		F												
EMBEZZLEMENT	12	M												
		F												
STOLEN PROPERTY	13	M												
		F												
VANDALISM	14	M												
		F												

CLASSIFICATIONS OF OFFENSES	UCR	Sex	AGE							TOT	RACE				
			Under 10	10-12	13-14	15	16	17	WHT		BLK	IND	ASN	PAC	
WEAPONS	15	M													
		F													
PROSTITUTION AND COMMERCIALIZED VICE	16	M													
		F													
PROSTITUTION	16A	M													
		F													
ASSISTING OR PROMOTING PROSTITUTION	16B	M													
		F													
PURCHASING PROSTITUTION	16C	M													
		F													
SEX OFFENSES	17	M													
		F													
DRUG/SALE/MAN	180	M													
		F													
NARCOTICS	180A	M													
		F													
MARIJUANA	180B	M													
		F													
SYNTHETIC NARCOTICS	180C	M													
		F													
OTHER/NON-NARCOTICS	180D	M													
		F													
DRUG/POSSESSION	185	M													
		F													
NARCOTICS	185E	M													
		F													
MARIJUANA	185F	M													
		F													
SYNTHETIC NARCOTICS	185G	M													
		F													
OTHER/NON-NARCOTICS	185H	M													
		F													
GAMBLING	19	M													
		F													

CLASSIFICATIONS OF OFFENSES	UCR	Sex	AGE						TOT	RACE				
			Under 10	10-12	13-14	15	16	17		WHT	BLK	IND	ASN	PAC
BOOKMAKING	19A	M												
		F												
NUMBERS	19B	M												
		F												
OTHER GAMBLING	19C	M												
		F												
FAMILY/CHILD	20	M												
		F												
DRIVING INFLUENCE	21	M												
		F												
LIQUOR LAWS	22	M												
		F												
DRUNKENNESS	23	M												
		F												
DISORDERLY CONDUCT	24	M												
		F												
VAGRANCY	25	M												
		F												
ALL OTHER	26	M												
		F												
SUSPICION	27	M												
		F												
CURFEW	28	M												
		F												
RUN-AWAYS	29	M												
		F												
HUMAN TRAFFICKING/COMMERCIAL SEX ACTS	30	M												
		F												
HUMAN TRAFFICKING/INVOLUNTARY SERVITUDE	31	M												
		F												
TOTAL BY SEX		M												
		F												
GRAND TOTAL			0	0	0	0	0	0	0	0	0	0	0	0

MONTHLY RETURN OF ARSON OFFENSES KNOWN TO LAW ENFORCEMENT

1 PROPERTY CLASSIFICATION	2 Offenses Reported or Known to Police (Include Unfounded and attempts)	3 Unfounded, i.e. False or Baseless Complaints	4 Number of Actual Offenses (Column 2 Minus Column 3) Include Attempt)	5 Total Offenses Cleared by Arrest or Exceptional Means (Include Column 6)	6 Number of Clearances Involving Only Persons Under 18 Years of Age	7 Offenses Where Structures Uninhabited, Abandoned, or not Normally in Use	8 Estimated Value of Property Damage
STRUCTURAL							
A. Single Occupancy Residential: Houses, Townhouses, Duplexes, etc.							
B. Other Residential: Apartments, Tenements, Flats, Hotels, Motels, Inns, Dormitories, Boarding Houses, etc.							
C. Storage: Barns, Garages, Warehouses, etc.							
D. Industrial/Manufacturing							
E. Other Commercial: Stores, Restaurants, Offices, etc.							
F. Community/Public: Churches, Jails, Schools, Colleges, Hospitals, etc.							
G. All Other Structure: Out Buildings, Monuments, Buildings Under Construction, etc.							
TOTAL STRUCTURAL							
MOBILE							
H. Motor Vehicles: Automobiles, Trucks, Buses, Motorcycles, etc.: UCR Definition							
I. Other Mobile Property: Trailers, Recreational Vehicles, Airplanes, Boats, etc.							
TOTAL MOBILE							
OTHER							
J. TOTAL OTHER Crops, Timber, Fences, Signs, etc.							
TOTAL OTHER							
GRAND TOTAL							

Grand Total for arson include both attempted and completed. Attempted arsons will not have an associated property type of value.

HUMAN TRAFFICKING OFFENSES

(1) Human Trafficking Classification	(2) Offenses Reported	(3) Unfounded Offenses	(4) Actual Offenses	(5) Offenses Cleared	(6) Juveniles Only
Commercial Sex Acts					
Involuntary Servitude					
GRAND TOTAL					

RETURN A - MONTHLY RETURN OF OFFENSES KNOWN TO POLICE

(1) Classification of Offense	(2) Offenses Reported	(3) Unfounded Offenses	(4) Actual Offenses	(5) Offenses Cleared	(6) Juveniles Only
CRIMINAL HOMICIDE					
MURDER/NONNEG MANSLAUGHTER					
MANSLAUGHTER BY NEGLIGENCE					
TOTAL					
RAPE					
RAPE	1		1		
ATTEMPTS TO COMMIT RAPE					
TOTAL	1		1		
ROBBERY					
FIREARM					
KNIFE/CUTTING INSTRUMENT					
OTHER DANGEROUS WEAPON					
STRONG-ARM (HANDS, FISTS)	1		1		
TOTAL	1		1		
ASSAULT					
KNIFE OR CUTTING INSTRUMENT	2		2	2	
FIREARM	5		5	2	
OTHER DANGEROUS WEAPON	1		1		
HANDS, FIST, FEET, AGGRAVATED					
OTHER ASSAULTS - SIMPLE	24		24	9	
TOTAL	32		32	13	
BURGLARY					
FORCIBLE ENTRY	1		1		
UNLAWFUL ENTRY - NO FORCE	1		1	1	
ATTEMPTED FORCIBLE ENTRY					
TOTAL	2		2	1	
LARCENY-THEFT					
THEFT (EX MOTOR VEHICLE)	37		37	6	
TOTAL	37		37	6	
MOTOR VEHICLE THEFT					
AUTOS	3		3	1	
TRUCKS AND BUSES					
OTHER VEHICLES	1		1		
TOTAL	4		4	1	
GRAND TOTAL	77		77	21	

PROPERTY STOLEN BY CLASSIFICATION

CLASSIFICATION OF OFFENSES	NUMBER ACTUAL OFFENSES	VALUE OF PROPERTY STOLEN
MURDER AND NONNEGLIGENT MANSLAUGHTER	0	
RAPE	1	
ROBBERY		
HIGHWAY (STREET, ALLEYS, ETC.)	1	
COMMERCIAL HOUSE	0	
GAS OR SERVICE STATION	0	
CONVENIENCE STORE	0	
RESIDENCE	0	
BANK	0	
MISCELLANEOUS	0	
TOTAL ROBBERY	1	
BURGLARY		
RESIDENCE (DWELLING)		
NIGHT (6PM-6AM)	0	
DAY (6AM-6PM)	0	
UNKNOWN	0	
NON-RESIDENCE (STORE ETC.)		
NIGHT (6PM-6AM)	2	\$ 807
DAY (6AM-6PM)	0	
UNKNOWN	0	
TOTAL BURGLARY	2	\$ 807
LARCENY-THEFT		
\$200 AND OVER	25	\$ 37,943
\$50 TO \$200	4	\$ 309
UNDER \$50	8	\$ 146
TOTAL	37	\$ 38,398
6X. NATURE OF LARCENIES UNDER ITEM 6		
POCKET-PICKING	0	
PURSE-SNATCHING	0	
SHOPLIFTING	8	\$ 901
FROM MOTOR VEHICLE	8	\$ 23,503
MOTOR VEHICLE PARTS AND ACCESSORIES	2	\$ 4,750
BICYCLES	3	\$ 2,000
FROM BUILDING (EX C&H)	10	\$ 5,084
FROM COIN-OP MACHINES	0	
ALL OTHER	6	\$ 2,160
TOTAL LARCENY	37	\$ 38,398
MOTOR VEHICLE THEFT		
STOLEN & RECOVERED LOCALLY	0	
STOLEN LOCALLY & RECOVERED OTHER	0	
TOTAL STOLEN OTHER & RECOVERED LOCAL	3	
STOLEN IN OTHER JURIS & RECOVERED LOCALLY	0	
TOTAL MOTOR VEHICLE THEFT	4	\$ 90,460
GRAND TOTAL	45	\$ 129,665

PROPERTY BY TYPE AND VALUE

Type of Property (1)	Monetary Value of Property Stolen in Your Jurisdiction	
	STOLEN (2)	RECOVERED (3)
CURRENCY, NOTES, ETC.	\$ 240	
JEWELRY & PRECIOUS METALS		
CLOTHING AND FURS	\$ 400	
LOCALLY STOLEN MOTOR VEHICLE	\$ 89,650	\$ 89,000
OFFICE EQUIPMENT	\$ 1,150	
TV, RADIOS, CAMERAS, ETC.		
FIREARMS	\$ 900	
HOUSEHOLD GOODS	\$ 865	
CONSUMABLE GOODS	\$ 3,389	\$ 99
LIVESTOCK		
MISCELLANEOUS	\$ 33,071	\$ 500
GRAND TOTAL	\$ 129,665	\$ 89,599

LAW ENFORCEMENT OFFICERS KILLED OR ASSAULTED

Type Of Activity	Total assaults by weapon	Type of Weapon				Type of Assignment						Officer assaults cleared	
		Firearm	Knife or other cutting instrument	Other dangerous weapon	Hands, fists, feet,etc.	Two-officer vehicle	One-officer vehicle		Detective or special assign.		Other		
							Alone	Asst	Alone	Ast	Alone		Asst
	A	B	C	D	E	F	G	H	I	J	K	L	M
1. Responding to disturbance call (family quarrels, person with firearm, etc.)	1	1				1							1
2. Burglaries in progress or pursuing burglary suspects													
3. Robberies in progress or pursuing robbery suspects													
4. Attempting other arrests	1	1										1	1
5. Civil disorder (riot, mass disobedience, etc.)													
6. Handling, transporting, custody of prisoners													
7. Investigating suspicious persons or circumstances													
8. Ambush - no warning													
9. Handling persons with mental illness													
10. Traffic pursuits and stops													
11. All other	1			1			1						
12. TOTAL (1-11)	3	2		1		1	1					1	2
13. Number with personal injury													
14. Number without personal injury	3	2		1									

15. Time of Assaults	12 AM	2 AM	4 AM	6 AM	8 AM	10 AM	NOON	2 PM	4 PM	6 PM	8 PM	10 PM
	2									1		

AGE, SEX AND RACE OF PERSONS ARRESTED
18 Years of age and over

CLASSIFICATIONS OF OFFENSES	UCR	SEX	AGE																TOT	RACE				
			18	19	20	21	22	23	24	25 29	30 34	35 39	40 44	45 49	50 54	55 59	60 64	65 OV		WHT	BLK	IND	ASN	PAC
MURDER/NONNEG MANSLAUGHTER	01A	M																						
		F																						
MANSLAUGHTER BY NEGLIGENCE	01B	M																						
		F																						
RAPE	02	M																						
		F																						
ROBBERY	03	M																						
		F																						
AGGRAVATED ASSAULT	04	M								1									1	2	1			
		F								1								1	2					
BURGLARY	05	M																1	1	1				
		F																						
LARCENY	06	M								1			1		1		1		4	4		1		
		F												1					1					
MOTOR VEHICLE THEFT	07	M											1						1	1				
		F																						
OTHER ASSAULTS	08	M								1	1		2						4	3	1	2		
		F											1	1					2					
ARSON	09	M																						
		F																						
FORGERY	10	M																						
		F																						
FRAUD	11	M								1									1	1				
		F																						
EMBEZZLEMENT	12	M																						
		F																						
STOLEN PROPERTY	13	M																						
		F																						
VANDALISM	14	M												1					1	1				
		F																						
WEAPONS	15	M																						
		F																						
PROSTITUTION AND COMMERCIALIZED VICE	16	M																						
		F																						

CLASSIFICATIONS OF OFFENSES	UCR	SEX	AGE																	TOT	RACE				
			18	19	20	21	22	23	24	25 29	30 34	35 39	40 44	45 49	50 54	55 59	60 64	65 OV	WHT		BLK	IND	ASN	PAC	
PROSTITUTION	16A	M																							
		F																							
ASSISTING OR PROMOTING PROSTITUTION	16B	M																							
		F																							
PURCHASING PROSTITUTION	16C	M																							
		F																							
SEX OFFENSES	17	M																							
		F																							
DRUG/SALE/MAN	180	M																1	1	1					
		F																							
NARCOTICS	180A	M																1	1	1					
		F																							
MARIJUANA	180B	M																							
		F																							
SYNTHETIC NARCOTICS	180C	M																							
		F																							
OTHER/NON-NARCOTICS	180D	M																							
		F																							
DRUG/POSSESSION	185	M									2								2	5					
		F									1		1			1			3						
NARCOTICS	185E	M									2								2	4					
		F									1		1						2						
MARIJUANA	185F	M																							
		F																							
SYNTHETIC NARCOTICS	185G	M																							
		F																							
OTHER/NON-NARCOTICS	185H	M																		1					
		F														1			1						
GAMBLING	19	M																							
		F																							
BOOKMAKING	19A	M																							
		F																							
NUMBERS	19B	M																							
		F																							
OTHER GAMBLING	19C	M																							
		F																							
FAMILY/CHILD	20	M																							
		F																							

CLASSIFICATIONS OF OFFENSES	UCR	SEX	AGE																	TOT	RACE				
			18	19	20	21	22	23	24	25 29	30 34	35 39	40 44	45 49	50 54	55 59	60 64	65 OV	WHT		BLK	IND	ASN	PAC	
DRIVING INFLUENCE	21	M				1		2		3	4	4	5	1				1	21	20	2	2			
		F									3		2					1	6						
LIQUOR LAWS	22	M																							
		F																							
DRUNKENNESS	23	M									1							1	1	1					
		F																							
DISORDERLY CONDUCT	24	M										1		1				2	3	3		2			
		F									1	1			1			3							
VAGRANCY	25	M																							
		F																							
ALL OTHER	26	M		2						3	3	7	6		2			1	24	21	2	9			
		F									1	2	1				6	10							
SUSPICION	27	M																							
		F																							
HUMAN TRAFFICKING/COMMERCIAL SEX ACTS	30	M																							
		F																							
HUMAN TRAFFICKING/INVOLUNTAR Y SERVITUDE	31	M																							
		F																							
TOTAL BY SEX		M		2		1		2		10	11	12	15	3	3		1	4	64	64	6	16			
		F								1	6	3	5	2	1	1	6	2	27						
GRAND TOTAL			0	2	0	1	0	2	0	11	17	15	20	5	4	1	7	6	91	64	6	16	0	0	

AGE, SEX AND RACE OF PERSONS ARRESTED
under 18 Years of age

CLASSIFICATIONS OF OFFENSES	UCR	Sex	AGE						TOT	RACE				
			Under 10	10-12	13-14	15	16	17		WHT	BLK	IND	ASN	PAC
MURDER/NONNEG MANSLAUGHTER	01A	M												
		F												
MANSLAUGHTER BY NEGLIGENCE	01B	M												
		F												
RAPE	02	M												
		F												
ROBBERY	03	M												
		F												
AGGRAVATED ASSAULT	04	M												
		F												
BURGLARY	05	M												
		F												
LARCENY	06	M												
		F												
MOTOR VEHICLE THEFT	07	M												
		F												
OTHER ASSAULTS	08	M												
		F												
ARSON	09	M												
		F												
FORGERY	10	M												
		F												
FRAUD	11	M												
		F												
EMBEZZLEMENT	12	M												
		F												
STOLEN PROPERTY	13	M												
		F												
VANDALISM	14	M												
		F												

CLASSIFICATIONS OF OFFENSES	UCR	Sex	AGE						TOT	RACE				
			Under 10	10-12	13-14	15	16	17		WHT	BLK	IND	ASN	PAC
WEAPONS	15	M												
		F												
PROSTITUTION AND COMMERCIALIZED VICE	16	M												
		F												
PROSTITUTION	16A	M												
		F												
ASSISTING OR PROMOTING PROSTITUTION	16B	M												
		F												
PURCHASING PROSTITUTION	16C	M												
		F												
SEX OFFENSES	17	M												
		F												
DRUG/SALE/MAN	180	M												
		F												
NARCOTICS	180A	M												
		F												
MARIJUANA	180B	M												
		F												
SYNTHETIC NARCOTICS	180C	M												
		F												
OTHER/NON-NARCOTICS	180D	M												
		F												
DRUG/POSSESSION	185	M												
		F												
NARCOTICS	185E	M												
		F												
MARIJUANA	185F	M												
		F												
SYNTHETIC NARCOTICS	185G	M												
		F												
OTHER/NON-NARCOTICS	185H	M												
		F												
GAMBLING	19	M												
		F												

CLASSIFICATIONS OF OFFENSES	UCR	Sex	AGE						TOT	RACE				
			Under 10	10-12	13-14	15	16	17		WHT	BLK	IND	ASN	PAC
BOOKMAKING	19A	M												
		F												
NUMBERS	19B	M												
		F												
OTHER GAMBLING	19C	M												
		F												
FAMILY/CHILD	20	M												
		F												
DRIVING INFLUENCE	21	M												
		F												
LIQUOR LAWS	22	M												
		F												
DRUNKENNESS	23	M												
		F												
DISORDERLY CONDUCT	24	M												
		F												
VAGRANCY	25	M												
		F												
ALL OTHER	26	M												
		F												
SUSPICION	27	M												
		F												
CURFEW	28	M												
		F												
RUN-AWAYS	29	M												
		F												
HUMAN TRAFFICKING/COMMERCIAL SEX ACTS	30	M												
		F												
HUMAN TRAFFICKING/INVOLUNTARY SERVITUDE	31	M												
		F												
TOTAL BY SEX		M												
		F												
GRAND TOTAL			0	0	0	0	0	0	0	0	0	0	0	0

MONTHLY RETURN OF ARSON OFFENSES KNOWN TO LAW ENFORCEMENT

1 PROPERTY CLASSIFICATION	2 Offenses Reported or Known to Police (Include Unfounded and attempts)	3 Unfounded, i.e. False or Baseless Complaints	4 Number of Actual Offenses (Column 2 Minus Column 3) Include Attempt)	5 Total Offenses Cleared by Arrest or Exceptional Means (Include Column 6)	6 Number of Clearances Involving Only Persons Under 18 Years of Age	7 Offenses Where Structures Uninhabited, Abandoned, or not Normally in Use	8 Estimated Value of Property Damage
STRUCTURAL							
A. Single Occupancy Residential: Houses, Townhouses, Duplexes, etc.							
B. Other Residential: Apartments, Tenements, Flats, Hotels, Motels, Inns, Dormitories, Boarding Houses, etc.							
C. Storage: Barns, Garages, Warehouses, etc.							
D. Industrial/Manufacturing							
E. Other Commercial: Stores, Restaurants, Offices, etc.							
F. Community/Public: Churches, Jails, Schools, Colleges, Hospitals, etc.							
G. All Other Structure: Out Buildings, Monuments, Buildings Under Construction, etc.							
TOTAL STRUCTURAL							
MOBILE							
H. Motor Vehicles: Automobiles, Trucks, Buses, Motorcycles, etc.: UCR Definition							
I. Other Mobile Property: Trailers, Recreational Vehicles, Airplanes, Boats, etc.							
TOTAL MOBILE							
OTHER							
J. TOTAL OTHER Crops, Timber, Fences, Signs, etc.							
TOTAL OTHER							
GRAND TOTAL							

Grand Total for arson include both attempted and completed. Attempted arsons will not have an associated property type of value.

HUMAN TRAFFICKING OFFENSES

(1) Human Trafficking Classification	(2) Offenses Reported	(3) Unfounded Offenses	(4) Actual Offenses	(5) Offenses Cleared	(6) Juveniles Only
Commercial Sex Acts					
Involuntary Servitude					
GRAND TOTAL					

RETURN A - MONTHLY RETURN OF OFFENSES KNOWN TO POLICE

(1) Classification of Offense	(2) Offenses Reported	(3) Unfounded Offenses	(4) Actual Offenses	(5) Offenses Cleared	(6) Juveniles Only
CRIMINAL HOMICIDE					
MURDER/NONNEG MANSLAUGHTER					
MANSLAUGHTER BY NEGLIGENCE					
TOTAL					
RAPE					
RAPE	5		5	3	1
ATTEMPTS TO COMMIT RAPE					
TOTAL	5		5	3	1
ROBBERY					
FIREARM					
KNIFE/CUTTING INSTRUMENT					
OTHER DANGEROUS WEAPON	1		1		
STRONG-ARM (HANDS, FISTS)					
TOTAL	1		1		
ASSAULT					
KNIFE OR CUTTING INSTRUMENT	4		4	4	
FIREARM	1		1		
OTHER DANGEROUS WEAPON	1		1		
HANDS, FIST, FEET, AGGRAVATED	1		1		
OTHER ASSAULTS - SIMPLE	61		61	39	1
TOTAL	68		68	43	1
BURGLARY					
FORCIBLE ENTRY					
UNLAWFUL ENTRY - NO FORCE					
ATTEMPTED FORCIBLE ENTRY					
TOTAL			0		
LARCENY-THEFT					
THEFT (EX MOTOR VEHICLE)	31		31	2	1
TOTAL	31		31	2	1
MOTOR VEHICLE THEFT					
AUTOS	4		4		
TRUCKS AND BUSES	1		1	1	
OTHER VEHICLES					
TOTAL	5		5	1	
GRAND TOTAL	110		110	49	3

PROPERTY STOLEN BY CLASSIFICATION

CLASSIFICATION OF OFFENSES	NUMBER ACTUAL OFFENSES	VALUE OF PROPERTY STOLEN
MURDER AND NONNEGLIGENT MANSLAUGHTER	0	
RAPE	5	
ROBBERY		
HIGHWAY (STREET, ALLEYS, ETC.)	1	\$ 16
COMMERCIAL HOUSE	0	
GAS OR SERVICE STATION	0	
CONVENIENCE STORE	0	
RESIDENCE	0	
BANK	0	
MISCELLANEOUS	0	
TOTAL ROBBERY	1	\$ 16
BURGLARY		
RESIDENCE (DWELLING)		
NIGHT (6PM-6AM)	0	
DAY (6AM-6PM)	0	
UNKNOWN	0	
NON-RESIDENCE (STORE ETC.)		
NIGHT (6PM-6AM)	0	
DAY (6AM-6PM)	0	
UNKNOWN	0	
TOTAL BURGLARY	0	
LARCENY-THEFT		
\$200 AND OVER	23	\$ 26,034
\$50 TO \$200	6	\$ 720
UNDER \$50	2	\$ 17
TOTAL	31	\$ 26,771
6X. NATURE OF LARCENIES UNDER ITEM 6		
POCKET-PICKING	0	
PURSE-SNATCHING	1	\$ 1,200
SHOPLIFTING	1	\$ 17
FROM MOTOR VEHICLE	4	\$ 2,715
MOTOR VEHICLE PARTS AND ACCESSORIES	0	
BICYCLES	3	\$ 2,150
FROM BUILDING (EX C&H)	6	\$ 10,899
FROM COIN-OP MACHINES	0	
ALL OTHER	16	\$ 9,790
TOTAL LARCENY	31	\$ 26,771
MOTOR VEHICLE THEFT		
STOLEN & RECOVERED LOCALLY	0	
STOLEN LOCALLY & RECOVERED OTHER	0	
TOTAL STOLEN OTHER & RECOVERED LOCAL	1	
STOLEN IN OTHER JURIS & RECOVERED LOCALLY	0	
TOTAL MOTOR VEHICLE THEFT	5	\$ 42,100
GRAND TOTAL	42	\$ 68,887

PROPERTY BY TYPE AND VALUE

Type of Property (1)	Monetary Value of Property Stolen in Your Jurisdiction	
	STOLEN (2)	RECOVERED (3)
CURRENCY, NOTES, ETC.	\$ 4,860	
JEWELRY & PRECIOUS METALS	\$ 6,800	
CLOTHING AND FURS	\$ 650	
LOCALLY STOLEN MOTOR VEHICLE	\$ 42,100	\$ 600
OFFICE EQUIPMENT	\$ 800	
TV, RADIOS, CAMERAS, ETC.	\$ 100	
FIREARMS	\$ 699	
HOUSEHOLD GOODS		
CONSUMABLE GOODS	\$ 931	
LIVESTOCK		
MISCELLANEOUS	\$ 11,947	\$ 85
GRAND TOTAL	\$ 68,887	\$ 685

LAW ENFORCEMENT OFFICERS KILLED OR ASSAULTED

Type Of Activity	Total assaults by weapon	Type of Weapon				Type of Assignment								Officer assaults cleared
		Firearm	Knife or other cutting instrument	Other dangerous weapon	Hands, fists, feet, etc.	Two-officer vehicle	One-officer vehicle		Detective or special assign.		Other			
							Alone	Asst	Alone	Ast	Alone	Asst		
	A	B	C	D	E	F	G	H	I	J	K	L	M	
1. Responding to disturbance call (family quarrels, person with firearm, etc.)	1			1							1			
2. Burglaries in progress or pursuing burglary suspects														
3. Robberies in progress or pursuing robbery suspects														
4. Attempting other arrests														
5. Civil disorder (riot, mass disobedience, etc.)														
6. Handling, transporting, custody of prisoners	1			1			1						1	
7. Investigating suspicious persons or circumstances														
8. Ambush - no warning														
9. Handling persons with mental illness														
10. Traffic pursuits and stops														
11. All other														
12. TOTAL (1-11)	2			2			1				1		1	
13. Number with personal injury														
14. Number without personal injury	2			2										

15. Time of Assaults	12 AM	2 AM	4 AM	6 AM	8 AM	10 AM	NOON	2 PM	4 PM	6 PM	8 PM	10 PM
								1		1		

AGE, SEX AND RACE OF PERSONS ARRESTED
18 Years of age and over

CLASSIFICATIONS OF OFFENSES	UCR	SEX	AGE																TOT	RACE				
			18	19	20	21	22	23	24	25 29	30 34	35 39	40 44	45 49	50 54	55 59	60 64	65 OV		WHT	BLK	IND	ASN	PAC
MURDER/NONNEG MANSLAUGHTER	01A	M																						
		F																						
MANSLAUGHTER BY NEGLIGENCE	01B	M																						
		F																						
RAPE	02	M								1	1								2	1	1			
		F																						
ROBBERY	03	M																						
		F																						
AGGRAVATED ASSAULT	04	M										1		1		1			3	4				
		F										1							1					
BURGLARY	05	M																						
		F																						
LARCENY	06	M																						
		F																						
MOTOR VEHICLE THEFT	07	M																						
		F																						
OTHER ASSAULTS	08	M								7	2	4	3	2	1	3			22	11	1	6		
		F								2	2	1				1			6					
ARSON	09	M																						
		F																						
FORGERY	10	M																						
		F																						
FRAUD	11	M																						
		F																						
EMBEZZLEMENT	12	M																						
		F																						
STOLEN PROPERTY	13	M																						
		F																						
VANDALISM	14	M											1						1	1				
		F									1								1					
WEAPONS	15	M																						
		F																						
PROSTITUTION AND COMMERCIALIZED VICE	16	M																						
		F																						

CLASSIFICATIONS OF OFFENSES	UCR	SEX	AGE																	TOT	RACE				
			18	19	20	21	22	23	24	25 29	30 34	35 39	40 44	45 49	50 54	55 59	60 64	65 OV	WHT		BLK	IND	ASN	PAC	
PROSTITUTION	16A	M																							
		F																							
ASSISTING OR PROMOTING PROSTITUTION	16B	M																							
		F																							
PURCHASING PROSTITUTION	16C	M																							
		F																							
SEX OFFENSES	17	M																							
		F																							
DRUG/SALE/MAN	180	M																							
		F																							
NARCOTICS	180A	M																							
		F																							
MARIJUANA	180B	M																							
		F																							
SYNTHETIC NARCOTICS	180C	M																							
		F																							
OTHER/NON-NARCOTICS	180D	M																							
		F																							
DRUG/POSSESSION	185	M																							
		F																							
NARCOTICS	185E	M																							
		F																							
MARIJUANA	185F	M																							
		F																							
SYNTHETIC NARCOTICS	185G	M																							
		F																							
OTHER/NON-NARCOTICS	185H	M																							
		F																							
GAMBLING	19	M																							
		F																							
BOOKMAKING	19A	M																							
		F																							
NUMBERS	19B	M																							
		F																							
OTHER GAMBLING	19C	M																							
		F																							
FAMILY/CHILD	20	M																							
		F																							

CLASSIFICATIONS OF OFFENSES	UCR	SEX	AGE																	TOT	RACE				
			18	19	20	21	22	23	24	25 29	30 34	35 39	40 44	45 49	50 54	55 59	60 64	65 OV	WHT		BLK	IND	ASN	PAC	
DRIVING INFLUENCE	21	M						1	1	1	3	2	3	2	4	2	1		20	19		3	1		
		F		1						1	1	3	2			1			9						
LIQUOR LAWS	22	M													1				1	1					
		F																							
DRUNKENNESS	23	M																							
		F																							
DISORDERLY CONDUCT	24	M								1		1							2		2				
		F											1						1						
VAGRANCY	25	M																							
		F																							
ALL OTHER	26	M					1		1	2		1	1						6	5		1			
		F			1				1	1		1	1	1			1		7						
SUSPICION	27	M																							
		F																							
HUMAN TRAFFICKING/COMMERCIAL SEX ACTS	30	M																							
		F																							
HUMAN TRAFFICKING/INVOLUNTAR Y SERVITUDE	31	M																							
		F																							
TOTAL BY SEX		M					1	1	2	12	6	9	8	5	6	6	1		57	42	4	10	1		
		F		1	1				1	4	4	6	4	1		2	1		25						
GRAND TOTAL			0	1	1	0	1	1	3	16	10	15	12	6	6	8	2	0	82	42	4	10	1	0	

AGE, SEX AND RACE OF PERSONS ARRESTED
under 18 Years of age

CLASSIFICATIONS OF OFFENSES	UCR	Sex	AGE						TOT	RACE				
			Under 10	10-12	13-14	15	16	17		WHT	BLK	IND	ASN	PAC
MURDER/NONNEG MANSLAUGHTER	01A	M												
		F												
MANSLAUGHTER BY NEGLIGENCE	01B	M												
		F												
RAPE	02	M												
		F												
ROBBERY	03	M												
		F												
AGGRAVATED ASSAULT	04	M												
		F												
BURGLARY	05	M												
		F												
LARCENY	06	M			2	1			3			3		
		F												
MOTOR VEHICLE THEFT	07	M												
		F												
OTHER ASSAULTS	08	M						1	1				1	
		F												
ARSON	09	M												
		F												
FORGERY	10	M												
		F												
FRAUD	11	M												
		F												
EMBEZZLEMENT	12	M												
		F												
STOLEN PROPERTY	13	M												
		F												
VANDALISM	14	M					1		1	1				
		F												

CLASSIFICATIONS OF OFFENSES	UCR	Sex	AGE						TOT	RACE				
			Under 10	10-12	13-14	15	16	17		WHT	BLK	IND	ASN	PAC
WEAPONS	15	M												
		F												
PROSTITUTION AND COMMERCIALIZED VICE	16	M												
		F												
PROSTITUTION	16A	M												
		F												
ASSISTING OR PROMOTING PROSTITUTION	16B	M												
		F												
PURCHASING PROSTITUTION	16C	M												
		F												
SEX OFFENSES	17	M												
		F												
DRUG/SALE/MAN	180	M												
		F												
NARCOTICS	180A	M												
		F												
MARIJUANA	180B	M												
		F												
SYNTHETIC NARCOTICS	180C	M												
		F												
OTHER/NON-NARCOTICS	180D	M												
		F												
DRUG/POSSESSION	185	M												
		F												
NARCOTICS	185E	M												
		F												
MARIJUANA	185F	M												
		F												
SYNTHETIC NARCOTICS	185G	M												
		F												
OTHER/NON-NARCOTICS	185H	M												
		F												
GAMBLING	19	M												
		F												

CLASSIFICATIONS OF OFFENSES	UCR	Sex	AGE						TOT	RACE				
			Under 10	10-12	13-14	15	16	17		WHT	BLK	IND	ASN	PAC
BOOKMAKING	19A	M												
		F												
NUMBERS	19B	M												
		F												
OTHER GAMBLING	19C	M												
		F												
FAMILY/CHILD	20	M												
		F												
DRIVING INFLUENCE	21	M						1	1	1				
		F												
LIQUOR LAWS	22	M												
		F												
DRUNKENNESS	23	M												
		F												
DISORDERLY CONDUCT	24	M												
		F												
VAGRANCY	25	M												
		F												
ALL OTHER	26	M						2	2	1		1		
		F												
SUSPICION	27	M												
		F												
CURFEW	28	M												
		F												
RUN-AWAYS	29	M												
		F												
HUMAN TRAFFICKING/COMMERCIAL SEX ACTS	30	M												
		F												
HUMAN TRAFFICKING/INVOLUNTARY SERVITUDE	31	M												
		F												
TOTAL BY SEX		M			2	1	1	4	8	3		4	1	
		F												
GRAND TOTAL			0	0	2	1	1	4	8	3	0	4	1	0

MONTHLY RETURN OF ARSON OFFENSES KNOWN TO LAW ENFORCEMENT

1 PROPERTY CLASSIFICATION	2 Offenses Reported or Known to Police (Include Unfounded and attempts)	3 Unfounded, i.e. False or Baseless Complaints	4 Number of Actual Offenses (Column 2 Minus Column 3) Include Attempt)	5 Total Offenses Cleared by Arrest or Exceptional Means (Include Column 6)	6 Number of Clearances Involving Only Persons Under 18 Years of Age	7 Offenses Where Structures Uninhabited, Abandoned, or not Normally in Use	8 Estimated Value of Property Damage
STRUCTURAL							
A. Single Occupancy Residential: Houses, Townhouses, Duplexes, etc.							
B. Other Residential: Apartments, Tenements, Flats, Hotels, Motels, Inns, Dormitories, Boarding Houses, etc.							
C. Storage: Barns, Garages, Warehouses, etc.							
D. Industrial/Manufacturing							
E. Other Commercial: Stores, Restaurants, Offices, etc.							
F. Community/Public: Churches, Jails, Schools, Colleges, Hospitals, etc.							
G. All Other Structure: Out Buildings, Monuments, Buildings Under Construction, etc.							
TOTAL STRUCTURAL							
MOBILE							
H. Motor Vehicles: Automobiles, Trucks, Buses, Motorcycles, etc.: UCR Definition							
I. Other Mobile Property: Trailers, Recreational Vehicles, Airplanes, Boats, etc.							
TOTAL MOBILE							
OTHER							
J. TOTAL OTHER Crops, Timber, Fences, Signs, etc.							
TOTAL OTHER							
GRAND TOTAL							

Grand Total for arson include both attempted and completed. Attempted arsons will not have an associated property type of value.

HUMAN TRAFFICKING OFFENSES

(1) Human Trafficking Classification	(2) Offenses Reported	(3) Unfounded Offenses	(4) Actual Offenses	(5) Offenses Cleared	(6) Juveniles Only
Commercial Sex Acts					
Involuntary Servitude					
GRAND TOTAL					

RETURN A - MONTHLY RETURN OF OFFENSES KNOWN TO POLICE

(1) Classification of Offense	(2) Offenses Reported	(3) Unfounded Offenses	(4) Actual Offenses	(5) Offenses Cleared	(6) Juveniles Only
CRIMINAL HOMICIDE					
MURDER/NONNEG MANSLAUGHTER					
MANSLAUGHTER BY NEGLIGENCE					
TOTAL					
RAPE					
RAPE					
ATTEMPTS TO COMMIT RAPE					
TOTAL					
ROBBERY					
FIREARM					
KNIFE/CUTTING INSTRUMENT					
OTHER DANGEROUS WEAPON					
STRONG-ARM (HANDS, FISTS)					
TOTAL					
ASSAULT					
KNIFE OR CUTTING INSTRUMENT					
FIREARM					
OTHER DANGEROUS WEAPON					
HANDS, FIST, FEET, AGGRAVATED					
OTHER ASSAULTS - SIMPLE					
TOTAL					
BURGLARY					
FORCIBLE ENTRY					
UNLAWFUL ENTRY - NO FORCE					
ATTEMPTED FORCIBLE ENTRY					
TOTAL			0		
LARCENY-THEFT					
THEFT (EX MOTOR VEHICLE)	5		5		
TOTAL	5		5		
MOTOR VEHICLE THEFT					
AUTOS					
TRUCKS AND BUSES					
OTHER VEHICLES					
TOTAL					
GRAND TOTAL	5		5		

PROPERTY STOLEN BY CLASSIFICATION

CLASSIFICATION OF OFFENSES	NUMBER ACTUAL OFFENSES	VALUE OF PROPERTY STOLEN
MURDER AND NONNEGLIGENT MANSLAUGHTER	0	
RAPE	0	
ROBBERY		
HIGHWAY (STREET, ALLEYS, ETC.)	0	
COMMERCIAL HOUSE	0	
GAS OR SERVICE STATION	0	
CONVENIENCE STORE	0	
RESIDENCE	0	
BANK	0	
MISCELLANEOUS	0	
TOTAL ROBBERY	0	
BURGLARY		
RESIDENCE (DWELLING)		
NIGHT (6PM-6AM)	0	
DAY (6AM-6PM)	0	
UNKNOWN	0	
NON-RESIDENCE (STORE ETC.)		
NIGHT (6PM-6AM)	0	
DAY (6AM-6PM)	0	
UNKNOWN	0	
TOTAL BURGLARY	0	
LARCENY-THEFT		
\$200 AND OVER	3	\$ 2,285
\$50 TO \$200	2	\$ 225
UNDER \$50	0	
TOTAL	5	\$ 2,510
6X. NATURE OF LARCENIES UNDER ITEM 6		
POCKET-PICKING	0	
PURSE-SNATCHING	0	
SHOPLIFTING	4	\$ 2,360
FROM MOTOR VEHICLE	0	
MOTOR VEHICLE PARTS AND ACCESSORIES	0	
BICYCLES	0	
FROM BUILDING (EX C&H)	1	\$ 150
FROM COIN-OP MACHINES	0	
ALL OTHER	0	
TOTAL LARCENY	5	\$ 2,510
MOTOR VEHICLE THEFT		
STOLEN & RECOVERED LOCALLY	0	
STOLEN LOCALLY & RECOVERED OTHER	0	
TOTAL STOLEN OTHER & RECOVERED LOCAL	0	
STOLEN IN OTHER JURIS & RECOVERED LOCALLY	0	
TOTAL MOTOR VEHICLE THEFT	0	
GRAND TOTAL	5	\$ 2,510

PROPERTY BY TYPE AND VALUE

Type of Property (1)	Monetary Value of Property Stolen in Your Jurisdiction	
	STOLEN (2)	RECOVERED (3)
CURRENCY, NOTES, ETC.		
JEWELRY & PRECIOUS METALS	\$ 2,075	
CLOTHING AND FURS		
LOCALLY STOLEN MOTOR VEHICLE		
OFFICE EQUIPMENT		
TV, RADIOS, CAMERAS, ETC.		
FIREARMS		
HOUSEHOLD GOODS		
CONSUMABLE GOODS		
LIVESTOCK		
MISCELLANEOUS	\$ 435	
GRAND TOTAL	\$ 2,510	

LAW ENFORCEMENT OFFICERS KILLED OR ASSAULTED

Type Of Activity	Total assaults by weapon	Type of Weapon				Type of Assignment								Officer assaults cleared
		Firearm	Knife or other cutting instrument	Other dangerous weapon	Hands, fists, feet, etc.	Two-officer vehicle	One-officer vehicle		Detective or special assign.		Other			
							Alone	Asst	Alone	Ast	Alone	Asst		
A	B	C	D	E	F	G	H	I	J	K	L	M		
1. Responding to disturbance call (family quarrels, person with firearm, etc.)														
2. Burglaries in progress or pursuing burglary suspects														
3. Robberies in progress or pursuing robbery suspects														
4. Attempting other arrests														
5. Civil disorder (riot, mass disobedience, etc.)														
6. Handling, transporting, custody of prisoners														
7. Investigating suspicious persons or circumstances														
8. Ambush - no warning														
9. Handling persons with mental illness														
10. Traffic pursuits and stops														
11. All other														
12. TOTAL (1-11)														
13. Number with personal injury														
14. Number without personal injury														

15. Time of Assaults	12 AM	2 AM	4 AM	6 AM	8 AM	10 AM	NOON	2 PM	4 PM	6 PM	8 PM	10 PM

AGE, SEX AND RACE OF PERSONS ARRESTED
18 Years of age and over

CLASSIFICATIONS OF OFFENSES	UCR	SEX	AGE																TOT	RACE				
			18	19	20	21	22	23	24	25 29	30 34	35 39	40 44	45 49	50 54	55 59	60 64	65 OV		WHT	BLK	IND	ASN	PAC
MURDER/NONNEG MANSLAUGHTER	01A	M																						
		F																						
MANSLAUGHTER BY NEGLIGENCE	01B	M																						
		F																						
RAPE	02	M																						
		F																						
ROBBERY	03	M																						
		F																						
AGGRAVATED ASSAULT	04	M																						
		F																						
BURGLARY	05	M																						
		F																						
LARCENY	06	M																						
		F																						
MOTOR VEHICLE THEFT	07	M																						
		F																						
OTHER ASSAULTS	08	M																						
		F																						
ARSON	09	M																						
		F																						
FORGERY	10	M																						
		F																						
FRAUD	11	M																						
		F																						
EMBEZZLEMENT	12	M																						
		F																						
STOLEN PROPERTY	13	M																						
		F																						
VANDALISM	14	M																						
		F																						
WEAPONS	15	M																						
		F																						
PROSTITUTION AND COMMERCIALIZED VICE	16	M																						
		F																						

CLASSIFICATIONS OF OFFENSES	UCR	SEX	AGE																	TOT	RACE				
			18	19	20	21	22	23	24	25 29	30 34	35 39	40 44	45 49	50 54	55 59	60 64	65 OV	WHT		BLK	IND	ASN	PAC	
PROSTITUTION	16A	M																							
		F																							
ASSISTING OR PROMOTING PROSTITUTION	16B	M																							
		F																							
PURCHASING PROSTITUTION	16C	M																							
		F																							
SEX OFFENSES	17	M																							
		F																							
DRUG/SALE/MAN	180	M																							
		F																							
NARCOTICS	180A	M																							
		F																							
MARIJUANA	180B	M																							
		F																							
SYNTHETIC NARCOTICS	180C	M																							
		F																							
OTHER/NON-NARCOTICS	180D	M																							
		F																							
DRUG/POSSESSION	185	M																							
		F																							
NARCOTICS	185E	M																							
		F																							
MARIJUANA	185F	M																							
		F																							
SYNTHETIC NARCOTICS	185G	M																							
		F																							
OTHER/NON-NARCOTICS	185H	M																							
		F																							
GAMBLING	19	M																							
		F																							
BOOKMAKING	19A	M																							
		F																							
NUMBERS	19B	M																							
		F																							
OTHER GAMBLING	19C	M																							
		F																							
FAMILY/CHILD	20	M																							
		F																							

CLASSIFICATIONS OF OFFENSES	UCR	SEX	AGE																	TOT	RACE				
			18	19	20	21	22	23	24	25 29	30 34	35 39	40 44	45 49	50 54	55 59	60 64	65 OV	WHT		BLK	IND	ASN	PAC	
DRIVING INFLUENCE	21	M											2					2	4						
		F							1		1							2							
LIQUOR LAWS	22	M																							
		F																							
DRUNKENNESS	23	M																							
		F																							
DISORDERLY CONDUCT	24	M							1			1						2	2						
		F																							
VAGRANCY	25	M																							
		F																							
ALL OTHER	26	M																							
		F																							
SUSPICION	27	M																							
		F																							
HUMAN TRAFFICKING/COMMERCIAL SEX ACTS	30	M																							
		F																							
HUMAN TRAFFICKING/INVOLUNTAR Y SERVITUDE	31	M																							
		F																							
TOTAL BY SEX		M							1			1	2					4	6						
		F								1		1						2							
GRAND TOTAL			0	0	0	0	0	0	1	1	0	2	2	0	0	0	0	6	6	0	0	0	0		

AGE, SEX AND RACE OF PERSONS ARRESTED
under 18 Years of age

CLASSIFICATIONS OF OFFENSES	UCR	Sex	AGE						TOT	RACE				
			Under 10	10-12	13-14	15	16	17		WHT	BLK	IND	ASN	PAC
MURDER/NONNEG MANSLAUGHTER	01A	M												
		F												
MANSLAUGHTER BY NEGLIGENCE	01B	M												
		F												
RAPE	02	M												
		F												
ROBBERY	03	M												
		F												
AGGRAVATED ASSAULT	04	M												
		F												
BURGLARY	05	M												
		F												
LARCENY	06	M												
		F												
MOTOR VEHICLE THEFT	07	M												
		F												
OTHER ASSAULTS	08	M												
		F												
ARSON	09	M												
		F												
FORGERY	10	M												
		F												
FRAUD	11	M												
		F												
EMBEZZLEMENT	12	M												
		F												
STOLEN PROPERTY	13	M												
		F												
VANDALISM	14	M												
		F												

CLASSIFICATIONS OF OFFENSES	UCR	Sex	AGE							TOT	RACE				
			Under 10	10-12	13-14	15	16	17	WHT		BLK	IND	ASN	PAC	
WEAPONS	15	M													
		F													
PROSTITUTION AND COMMERCIALIZED VICE	16	M													
		F													
PROSTITUTION	16A	M													
		F													
ASSISTING OR PROMOTING PROSTITUTION	16B	M													
		F													
PURCHASING PROSTITUTION	16C	M													
		F													
SEX OFFENSES	17	M													
		F													
DRUG/SALE/MAN	180	M													
		F													
NARCOTICS	180A	M													
		F													
MARIJUANA	180B	M													
		F													
SYNTHETIC NARCOTICS	180C	M													
		F													
OTHER/NON-NARCOTICS	180D	M													
		F													
DRUG/POSSESSION	185	M													
		F													
NARCOTICS	185E	M													
		F													
MARIJUANA	185F	M													
		F													
SYNTHETIC NARCOTICS	185G	M													
		F													
OTHER/NON-NARCOTICS	185H	M													
		F													
GAMBLING	19	M													
		F													

CLASSIFICATIONS OF OFFENSES	UCR	Sex	AGE						TOT	RACE				
			Under 10	10-12	13-14	15	16	17		WHT	BLK	IND	ASN	PAC
BOOKMAKING	19A	M												
		F												
NUMBERS	19B	M												
		F												
OTHER GAMBLING	19C	M												
		F												
FAMILY/CHILD	20	M												
		F												
DRIVING INFLUENCE	21	M												
		F												
LIQUOR LAWS	22	M												
		F												
DRUNKENNESS	23	M												
		F												
DISORDERLY CONDUCT	24	M												
		F												
VAGRANCY	25	M												
		F												
ALL OTHER	26	M												
		F												
SUSPICION	27	M												
		F												
CURFEW	28	M												
		F												
RUN-AWAYS	29	M												
		F												
HUMAN TRAFFICKING/COMMERCIAL SEX ACTS	30	M												
		F												
HUMAN TRAFFICKING/INVOLUNTARY SERVITUDE	31	M												
		F												
TOTAL BY SEX		M												
		F												
GRAND TOTAL			0	0	0	0	0	0	0	0	0	0	0	0

MONTHLY RETURN OF ARSON OFFENSES KNOWN TO LAW ENFORCEMENT

1 PROPERTY CLASSIFICATION	2 Offenses Reported or Known to Police (Include Unfounded and attempts)	3 Unfounded, i.e. False or Baseless Complaints	4 Number of Actual Offenses (Column 2 Minus Column 3) Include Attempt)	5 Total Offenses Cleared by Arrest or Exceptional Means (Include Column 6)	6 Number of Clearances Involving Only Persons Under 18 Years of Age	7 Offenses Where Structures Uninhabited, Abandoned, or not Normally in Use	8 Estimated Value of Property Damage
STRUCTURAL							
A. Single Occupancy Residential: Houses, Townhouses, Duplexes, etc.							
B. Other Residential: Apartments, Tenements, Flats, Hotels, Motels, Inns, Dormitories, Boarding Houses, etc.							
C. Storage: Barns, Garages, Warehouses, etc.							
D. Industrial/Manufacturing							
E. Other Commercial: Stores, Restaurants, Offices, etc.							
F. Community/Public: Churches, Jails, Schools, Colleges, Hospitals, etc.							
G. All Other Structure: Out Buildings, Monuments, Buildings Under Construction, etc.							
TOTAL STRUCTURAL							
MOBILE							
H. Motor Vehicles: Automobiles, Trucks, Buses, Motorcycles, etc.: UCR Definition							
I. Other Mobile Property: Trailers, Recreational Vehicles, Airplanes, Boats, etc.							
TOTAL MOBILE							
OTHER							
J. TOTAL OTHER Crops, Timber, Fences, Signs, etc.							
TOTAL OTHER							
GRAND TOTAL							

Grand Total for arson include both attempted and completed. Attempted arsons will not have an associated property type of value.

HUMAN TRAFFICKING OFFENSES

(1) Human Trafficking Classification	(2) Offenses Reported	(3) Unfounded Offenses	(4) Actual Offenses	(5) Offenses Cleared	(6) Juveniles Only
Commercial Sex Acts					
Involuntary Servitude					
GRAND TOTAL					

RETURN A - MONTHLY RETURN OF OFFENSES KNOWN TO POLICE

(1) Classification of Offense	(2) Offenses Reported	(3) Unfounded Offenses	(4) Actual Offenses	(5) Offenses Cleared	(6) Juveniles Only
CRIMINAL HOMICIDE					
MURDER/NONNEG MANSLAUGHTER					
MANSLAUGHTER BY NEGLIGENCE					
TOTAL					
RAPE					
RAPE	2		2	2	1
ATTEMPTS TO COMMIT RAPE	1		1		
TOTAL	3		3	2	1
ROBBERY					
FIREARM	1		1	1	
KNIFE/CUTTING INSTRUMENT					
OTHER DANGEROUS WEAPON					
STRONG-ARM (HANDS, FISTS)					
TOTAL	1		1	1	
ASSAULT					
KNIFE OR CUTTING INSTRUMENT	4		4	4	
FIREARM	2		2	2	
OTHER DANGEROUS WEAPON	1		1		
HANDS, FIST, FEET, AGGRAVATED	2		2	2	
OTHER ASSAULTS - SIMPLE	59		59	42	2
TOTAL	68		68	50	2
BURGLARY					
FORCIBLE ENTRY	6		6	1	
UNLAWFUL ENTRY - NO FORCE	1		1	1	
ATTEMPTED FORCIBLE ENTRY					
TOTAL	7		7	2	
LARCENY-THEFT					
THEFT (EX MOTOR VEHICLE)	72		72	30	4
TOTAL	72		72	30	4
MOTOR VEHICLE THEFT					
AUTOS	1		1	1	
TRUCKS AND BUSES					
OTHER VEHICLES					
TOTAL	1		1	1	
GRAND TOTAL	152		152	86	7

PROPERTY STOLEN BY CLASSIFICATION

CLASSIFICATION OF OFFENSES	NUMBER ACTUAL OFFENSES	VALUE OF PROPERTY STOLEN
MURDER AND NONNEGLIGENT MANSLAUGHTER	0	
RAPE	3	
ROBBERY		
HIGHWAY (STREET, ALLEYS, ETC.)	0	
COMMERCIAL HOUSE	1	
GAS OR SERVICE STATION	0	
CONVENIENCE STORE	0	
RESIDENCE	0	
BANK	0	
MISCELLANEOUS	0	
TOTAL ROBBERY	1	
BURGLARY		
RESIDENCE (DWELLING)		
NIGHT (6PM-6AM)	1	
DAY (6AM-6PM)	4	\$ 1,550
UNKNOWN	0	
NON-RESIDENCE (STORE ETC.)		
NIGHT (6PM-6AM)	0	
DAY (6AM-6PM)	2	\$ 125
UNKNOWN	0	
TOTAL BURGLARY	7	\$ 1,675
LARCENY-THEFT		
\$200 AND OVER	30	\$ 27,959
\$50 TO \$200	20	\$ 2,160
UNDER \$50	22	\$ 511
TOTAL	72	\$ 30,630
6X. NATURE OF LARCENIES UNDER ITEM 6		
POCKET-PICKING	1	\$ 22
PURSE-SNATCHING	0	
SHOPLIFTING	33	\$ 5,872
FROM MOTOR VEHICLE	4	\$ 1,830
MOTOR VEHICLE PARTS AND ACCESSORIES	2	\$ 140
BICYCLES	5	\$ 4,280
FROM BUILDING (EX C&H)	13	\$ 10,287
FROM COIN-OP MACHINES	0	
ALL OTHER	14	\$ 8,199
TOTAL LARCENY	72	\$ 30,630
MOTOR VEHICLE THEFT		
STOLEN & RECOVERED LOCALLY	0	
STOLEN LOCALLY & RECOVERED OTHER	0	
TOTAL STOLEN OTHER & RECOVERED LOCAL	1	
STOLEN IN OTHER JURIS & RECOVERED LOCALLY	0	
TOTAL MOTOR VEHICLE THEFT	1	\$ 7,800
GRAND TOTAL	84	\$ 40,105

PROPERTY BY TYPE AND VALUE

Type of Property (1)	Monetary Value of Property Stolen in Your Jurisdiction	
	STOLEN (2)	RECOVERED (3)
CURRENCY, NOTES, ETC.	\$ 2,417	\$ 102
JEWELRY & PRECIOUS METALS	\$ 3,667	
CLOTHING AND FURS	\$ 775	\$ 270
LOCALLY STOLEN MOTOR VEHICLE	\$ 7,800	\$ 5,000
OFFICE EQUIPMENT		
TV, RADIOS, CAMERAS, ETC.		
FIREARMS	\$ 4,850	\$ 450
HOUSEHOLD GOODS	\$ 100	
CONSUMABLE GOODS	\$ 1,938	\$ 707
LIVESTOCK		
MISCELLANEOUS	\$ 18,558	\$ 6,201
GRAND TOTAL	\$ 40,105	\$ 12,730

LAW ENFORCEMENT OFFICERS KILLED OR ASSAULTED

Type Of Activity	Total assaults by weapon	Type of Weapon				Type of Assignment						Officer assaults cleared	
		Firearm	Knife or other cutting instrument	Other dangerous weapon	Hands, fists, feet,etc.	Two-officer vehicle	One-officer vehicle		Detective or special assign.		Other		
							Alone	Asst	Alone	Ast	Alone		Asst
	A	B	C	D	E	F	G	H	I	J	K	L	M
1. Responding to disturbance call (family quarrels, person with firearm, etc.)	1				1			1					1
2. Burglaries in progress or pursuing burglary suspects													
3. Robberies in progress or pursuing robbery suspects													
4. Attempting other arrests	1				1			1					1
5. Civil disorder (riot, mass disobedience, etc.)													
6. Handling, transporting, custody of prisoners													
7. Investigating suspicious persons or circumstances													
8. Ambush - no warning													
9. Handling persons with mental illness													
10. Traffic pursuits and stops													
11. All other													
12. TOTAL (1-11)	2				2			2					2
13. Number with personal injury													
14. Number without personal injury	2				2								

15. Time of Assaults	12 AM	2 AM	4 AM	6 AM	8 AM	10 AM	NOON	2 PM	4 PM	6 PM	8 PM	10 PM
										1		1

AGE, SEX AND RACE OF PERSONS ARRESTED
18 Years of age and over

CLASSIFICATIONS OF OFFENSES	UCR	SEX	AGE																	TOT	RACE				
			18	19	20	21	22	23	24	25 29	30 34	35 39	40 44	45 49	50 54	55 59	60 64	65 OV	WHT		BLK	IND	ASN	PAC	
MURDER/NONNEG MANSLAUGHTER	01A	M																							
		F																							
MANSLAUGHTER BY NEGLIGENCE	01B	M																							
		F																							
RAPE	02	M											1						1	1					
		F																							
ROBBERY	03	M									1								1	1					
		F																							
AGGRAVATED ASSAULT	04	M					1			1			2		2				6	4		2			
		F																							
BURGLARY	05	M								1		1							2	2					
		F																							
LARCENY	06	M		1	1	3		2		1	3	3	1	2				1	18	16	2	5	1		
		F						1		1	1	1	2		1			7							
MOTOR VEHICLE THEFT	07	M									1								1	1					
		F																							
OTHER ASSAULTS	08	M	1			2				2	4	2	5	4	2	3		1	26	23	1	8		3	
		F				2				1	1	2			1		1	1	9						
ARSON	09	M																							
		F																							
FORGERY	10	M		1						1		1							3	3		1			
		F							1									1							
FRAUD	11	M																							
		F																							
EMBEZZLEMENT	12	M																							
		F																							
STOLEN PROPERTY	13	M																							
		F																							
VANDALISM	14	M										1							1			1			
		F																							
WEAPONS	15	M										1		1					2	1		1			
		F																							
PROSTITUTION AND COMMERCIALIZED VICE	16	M																							
		F																							

CLASSIFICATIONS OF OFFENSES	UCR	SEX	AGE																	TOT	RACE				
			18	19	20	21	22	23	24	25 29	30 34	35 39	40 44	45 49	50 54	55 59	60 64	65 OV	WHT		BLK	IND	ASN	PAC	
PROSTITUTION	16A	M																							
		F																							
ASSISTING OR PROMOTING PROSTITUTION	16B	M																							
		F																							
PURCHASING PROSTITUTION	16C	M																							
		F																							
SEX OFFENSES	17	M																							
		F																							
DRUG/SALE/MAN	180	M																							
		F																							
NARCOTICS	180A	M																							
		F																							
MARIJUANA	180B	M																							
		F																							
SYNTHETIC NARCOTICS	180C	M																							
		F																							
OTHER/NON-NARCOTICS	180D	M																							
		F																							
DRUG/POSSESSION	185	M	1		1			1			2	1		1		1			8	8		4			
		F									2	1		1					4						
NARCOTICS	185E	M						1			2	1		1		1			6	8		2			
		F									2	1		1					4						
MARIJUANA	185F	M	1		1														2			2			
		F																							
SYNTHETIC NARCOTICS	185G	M																							
		F																							
OTHER/NON-NARCOTICS	185H	M																							
		F																							
GAMBLING	19	M																							
		F																							
BOOKMAKING	19A	M																							
		F																							
NUMBERS	19B	M																							
		F																							
OTHER GAMBLING	19C	M																							
		F																							
FAMILY/CHILD	20	M																							
		F																							

CLASSIFICATIONS OF OFFENSES	UCR	SEX	AGE																	TOT	RACE				
			18	19	20	21	22	23	24	25 29	30 34	35 39	40 44	45 49	50 54	55 59	60 64	65 OV	WHT		BLK	IND	ASN	PAC	
DRIVING INFLUENCE	21	M							1	1	5	5	3	1	1	4	2	3	26	25		4	1	1	
		F						1				3				1			5						
LIQUOR LAWS	22	M						1											1	1					
		F																							
DRUNKENNESS	23	M																							
		F																							
DISORDERLY CONDUCT	24	M																		1					
		F									1								1						
VAGRANCY	25	M																							
		F																							
ALL OTHER	26	M				2	1			4	2	2	2	6	1	9	5		34	26		16	2	3	
		F		1		1			1	2		1	1		1	4	1		13						
SUSPICION	27	M																							
		F																							
HUMAN TRAFFICKING/COMMERCIAL SEX ACTS	30	M																							
		F																							
HUMAN TRAFFICKING/INVOLUNTAR Y SERVITUDE	31	M																							
		F																							
TOTAL BY SEX		M	2	2	2	7	2	4	2	10	21	14	15	14	6	17	7	5	130	113	3	42	4	7	
		F		1		3		2	2	4	5	8	3	1	3	5	2	1	40						
GRAND TOTAL			2	3	2	10	2	6	4	14	26	22	18	15	9	22	9	6	170	113	3	42	4	7	

AGE, SEX AND RACE OF PERSONS ARRESTED
under 18 Years of age

CLASSIFICATIONS OF OFFENSES	UCR	Sex	AGE						TOT	RACE				
			Under 10	10-12	13-14	15	16	17		WHT	BLK	IND	ASN	PAC
MURDER/NONNEG MANSLAUGHTER	01A	M												
		F												
MANSLAUGHTER BY NEGLIGENCE	01B	M												
		F												
RAPE	02	M		1					1	1				
		F												
ROBBERY	03	M												
		F												
AGGRAVATED ASSAULT	04	M												
		F												
BURGLARY	05	M												
		F												
LARCENY	06	M		1	1		2	1	5	6		1		
		F				1		1	2					
MOTOR VEHICLE THEFT	07	M												
		F												
OTHER ASSAULTS	08	M				1			1	2				
		F			1				1					
ARSON	09	M												
		F												
FORGERY	10	M												
		F												
FRAUD	11	M												
		F												
EMBEZZLEMENT	12	M												
		F												
STOLEN PROPERTY	13	M												
		F												
VANDALISM	14	M												
		F												

CLASSIFICATIONS OF OFFENSES	UCR	Sex	AGE						TOT	RACE				
			Under 10	10-12	13-14	15	16	17		WHT	BLK	IND	ASN	PAC
WEAPONS	15	M												
		F												
PROSTITUTION AND COMMERCIALIZED VICE	16	M												
		F												
PROSTITUTION	16A	M												
		F												
ASSISTING OR PROMOTING PROSTITUTION	16B	M												
		F												
PURCHASING PROSTITUTION	16C	M												
		F												
SEX OFFENSES	17	M												
		F												
DRUG/SALE/MAN	180	M												
		F												
NARCOTICS	180A	M												
		F												
MARIJUANA	180B	M												
		F												
SYNTHETIC NARCOTICS	180C	M												
		F												
OTHER/NON-NARCOTICS	180D	M												
		F												
DRUG/POSSESSION	185	M			1	1	2	3	7	6		2		
		F			1				1					
NARCOTICS	185E	M												
		F												
MARIJUANA	185F	M			1	1	2	3	7	6		2		
		F			1				1					
SYNTHETIC NARCOTICS	185G	M												
		F												
OTHER/NON-NARCOTICS	185H	M												
		F												
GAMBLING	19	M												
		F												

CLASSIFICATIONS OF OFFENSES	UCR	Sex	AGE						TOT	RACE				
			Under 10	10-12	13-14	15	16	17		WHT	BLK	IND	ASN	PAC
BOOKMAKING	19A	M												
		F												
NUMBERS	19B	M												
		F												
OTHER GAMBLING	19C	M												
		F												
FAMILY/CHILD	20	M												
		F												
DRIVING INFLUENCE	21	M												
		F												
LIQUOR LAWS	22	M				1	2		3	3		1		
		F			1				1					
DRUNKENNESS	23	M												
		F												
DISORDERLY CONDUCT	24	M												
		F												
VAGRANCY	25	M												
		F												
ALL OTHER	26	M												
		F												
SUSPICION	27	M												
		F												
CURFEW	28	M												
		F												
RUN-AWAYS	29	M												
		F												
HUMAN TRAFFICKING/COMMERCIAL SEX ACTS	30	M												
		F												
HUMAN TRAFFICKING/INVOLUNTARY SERVITUDE	31	M												
		F												
TOTAL BY SEX		M		2	2	3	6	4	17	18		4		
		F			3	1		1	5					
GRAND TOTAL			0	2	5	4	6	5	22	18	0	4	0	0

MONTHLY RETURN OF ARSON OFFENSES KNOWN TO LAW ENFORCEMENT

1 PROPERTY CLASSIFICATION	2 Offenses Reported or Known to Police (Include Unfounded and attempts)	3 Unfounded, i.e. False or Baseless Complaints	4 Number of Actual Offenses (Column 2 Minus Column 3) Include Attempt)	5 Total Offenses Cleared by Arrest or Exceptional Means (Include Column 6)	6 Number of Clearances Involving Only Persons Under 18 Years of Age	7 Offenses Where Structures Uninhabited, Abandoned, or not Normally in Use	8 Estimated Value of Property Damage
STRUCTURAL							
A. Single Occupancy Residential: Houses, Townhouses, Duplexes, etc.							
B. Other Residential: Apartments, Tenements, Flats, Hotels, Motels, Inns, Dormitories, Boarding Houses, etc.							
C. Storage: Barns, Garages, Warehouses, etc.							
D. Industrial/Manufacturing							
E. Other Commercial: Stores, Restaurants, Offices, etc.							
F. Community/Public: Churches, Jails, Schools, Colleges, Hospitals, etc.	1		1				\$ 1,500
G. All Other Structure: Out Buildings, Monuments, Buildings Under Construction, etc.	1		1				\$ 1,000
TOTAL STRUCTURAL	2		2				\$ 2,500
MOBILE							
H. Motor Vehicles: Automobiles, Trucks, Buses, Motorcycles, etc.: UCR Definition							
I. Other Mobile Property: Trailers, Recreational Vehicles, Airplanes, Boats, etc.							
TOTAL MOBILE							
OTHER							
J. TOTAL OTHER Crops, Timber, Fences, Signs, etc.							
TOTAL OTHER							
GRAND TOTAL	2		2				\$ 2,500

Grand Total for arson include both attempted and completed. Attempted arsons will not have an associated property type of value.

HUMAN TRAFFICKING OFFENSES

(1) Human Trafficking Classification	(2) Offenses Reported	(3) Unfounded Offenses	(4) Actual Offenses	(5) Offenses Cleared	(6) Juveniles Only
Commercial Sex Acts					
Involuntary Servitude					
GRAND TOTAL					

RETURN A - MONTHLY RETURN OF OFFENSES KNOWN TO POLICE

(1) Classification of Offense	(2) Offenses Reported	(3) Unfounded Offenses	(4) Actual Offenses	(5) Offenses Cleared	(6) Juveniles Only
CRIMINAL HOMICIDE					
MURDER/NONNEG MANSLAUGHTER					
MANSLAUGHTER BY NEGLIGENCE					
TOTAL					
RAPE					
RAPE	1		1	1	
ATTEMPTS TO COMMIT RAPE					
TOTAL	1		1	1	
ROBBERY					
FIREARM					
KNIFE/CUTTING INSTRUMENT					
OTHER DANGEROUS WEAPON					
STRONG-ARM (HANDS, FISTS)					
TOTAL					
ASSAULT					
KNIFE OR CUTTING INSTRUMENT					
FIREARM					
OTHER DANGEROUS WEAPON	2		2	2	
HANDS, FIST, FEET, AGGRAVATED	2		2	1	
OTHER ASSAULTS - SIMPLE	19		19	17	
TOTAL	23		23	20	
BURGLARY					
FORCIBLE ENTRY					
UNLAWFUL ENTRY - NO FORCE	4		4		
ATTEMPTED FORCIBLE ENTRY					
TOTAL	4		4		
LARCENY-THEFT					
THEFT (EX MOTOR VEHICLE)	10		10	1	
TOTAL	10		10	1	
MOTOR VEHICLE THEFT					
AUTOS	5		5	2	
TRUCKS AND BUSES					
OTHER VEHICLES					
TOTAL	5		5	2	
GRAND TOTAL	43		43	24	

PROPERTY STOLEN BY CLASSIFICATION

CLASSIFICATION OF OFFENSES	NUMBER ACTUAL OFFENSES	VALUE OF PROPERTY STOLEN
MURDER AND NONNEGLIGENT MANSLAUGHTER	0	
RAPE	1	
ROBBERY		
HIGHWAY (STREET, ALLEYS, ETC.)	0	
COMMERCIAL HOUSE	0	
GAS OR SERVICE STATION	0	
CONVENIENCE STORE	0	
RESIDENCE	0	
BANK	0	
MISCELLANEOUS	0	
TOTAL ROBBERY	0	
BURGLARY		
RESIDENCE (DWELLING)		
NIGHT (6PM-6AM)	0	
DAY (6AM-6PM)	2	\$ 12,554
UNKNOWN	0	
NON-RESIDENCE (STORE ETC.)		
NIGHT (6PM-6AM)	0	
DAY (6AM-6PM)	1	\$ 6,060
UNKNOWN	1	
TOTAL BURGLARY	4	\$ 18,614
LARCENY-THEFT		
\$200 AND OVER	8	\$ 65,862
\$50 TO \$200	2	\$ 234
UNDER \$50	0	
TOTAL	10	\$ 66,096
6X. NATURE OF LARCENIES UNDER ITEM 6		
POCKET-PICKING	1	\$ 500
PURSE-SNATCHING	0	
SHOPLIFTING	0	
FROM MOTOR VEHICLE	1	\$ 120
MOTOR VEHICLE PARTS AND ACCESSORIES	0	
BICYCLES	0	
FROM BUILDING (EX C&H)	3	\$ 36,400
FROM COIN-OP MACHINES	0	
ALL OTHER	5	\$ 29,076
TOTAL LARCENY	10	\$ 66,096
MOTOR VEHICLE THEFT		
STOLEN & RECOVERED LOCALLY	0	
STOLEN LOCALLY & RECOVERED OTHER	0	
TOTAL STOLEN OTHER & RECOVERED LOCAL	5	
STOLEN IN OTHER JURIS & RECOVERED LOCALLY	0	
TOTAL MOTOR VEHICLE THEFT	5	\$ 78,000
GRAND TOTAL	20	\$ 162,710

PROPERTY BY TYPE AND VALUE

Type of Property (1)	Monetary Value of Property Stolen in Your Jurisdiction	
	STOLEN (2)	RECOVERED (3)
CURRENCY, NOTES, ETC.	\$ 15,416	
JEWELRY & PRECIOUS METALS	\$ 24,000	
CLOTHING AND FURS	\$ 1,260	
LOCALLY STOLEN MOTOR VEHICLE	\$ 78,000	\$ 77,000
OFFICE EQUIPMENT	\$ 37,300	
TV, RADIOS, CAMERAS, ETC.		
FIREARMS		
HOUSEHOLD GOODS		
CONSUMABLE GOODS	\$ 114	
LIVESTOCK		
MISCELLANEOUS	\$ 6,620	
GRAND TOTAL	\$ 162,710	\$ 77,000

LAW ENFORCEMENT OFFICERS KILLED OR ASSAULTED

Type Of Activity	Total assaults by weapon	Type of Weapon				Type of Assignment								Officer assaults cleared
		Firearm	Knife or other cutting instrument	Other dangerous weapon	Hands, fists, feet,etc.	Two-officer vehicle	One-officer vehicle		Detective or special assign.		Other			
							Alone	Asst	Alone	Ast	Alone	Asst		
	A	B	C	D	E	F	G	H	I	J	K	L	M	
1. Responding to disturbance call (family quarrels, person with firearm, etc.)	1				1			1					1	
2. Burglaries in progress or pursuing burglary suspects														
3. Robberies in progress or pursuing robbery suspects														
4. Attempting other arrests														
5. Civil disorder (riot, mass disobedience, etc.)														
6. Handling, transporting, custody of prisoners														
7. Investigating suspicious persons or circumstances														
8. Ambush - no warning														
9. Handling persons with mental illness														
10. Traffic pursuits and stops														
11. All other														
12. TOTAL (1-11)	1				1			1					1	
13. Number with personal injury	1				1									
14. Number without personal injury														

15. Time of Assaults	12 AM	2 AM	4 AM	6 AM	8 AM	10 AM	NOON	2 PM	4 PM	6 PM	8 PM	10 PM
	1											

AGE, SEX AND RACE OF PERSONS ARRESTED
18 Years of age and over

CLASSIFICATIONS OF OFFENSES	UCR	SEX	AGE																TOT	RACE				
			18	19	20	21	22	23	24	25 29	30 34	35 39	40 44	45 49	50 54	55 59	60 64	65 OV		WHT	BLK	IND	ASN	PAC
MURDER/NONNEG MANSLAUGHTER	01A	M																						
		F																						
MANSLAUGHTER BY NEGLIGENCE	01B	M																						
		F																						
RAPE	02	M								1									1	1				
		F																						
ROBBERY	03	M																						
		F																						
AGGRAVATED ASSAULT	04	M								1	2								3	2	1			
		F																						
BURGLARY	05	M																						
		F																						
LARCENY	06	M								2									2				2	
		F																						
MOTOR VEHICLE THEFT	07	M							1		1								2	1		1		
		F																						
OTHER ASSAULTS	08	M						1	1	3	3	2	1	3				1	15	8			7	
		F																						
ARSON	09	M									1								1	1				
		F																						
FORGERY	10	M												1					1		1			
		F																						
FRAUD	11	M																						
		F																						
EMBEZZLEMENT	12	M																						
		F																						
STOLEN PROPERTY	13	M																						
		F																						
VANDALISM	14	M																						
		F																						
WEAPONS	15	M																						
		F																						
PROSTITUTION AND COMMERCIALIZED VICE	16	M																						
		F																						

CLASSIFICATIONS OF OFFENSES	UCR	SEX	AGE																	TOT	RACE				
			18	19	20	21	22	23	24	25 29	30 34	35 39	40 44	45 49	50 54	55 59	60 64	65 OV	WHT		BLK	IND	ASN	PAC	
PROSTITUTION	16A	M																							
		F																							
ASSISTING OR PROMOTING PROSTITUTION	16B	M																							
		F																							
PURCHASING PROSTITUTION	16C	M																							
		F																							
SEX OFFENSES	17	M																							
		F																							
DRUG/SALE/MAN	180	M																							
		F																							
NARCOTICS	180A	M																							
		F																							
MARIJUANA	180B	M																							
		F																							
SYNTHETIC NARCOTICS	180C	M																							
		F																							
OTHER/NON-NARCOTICS	180D	M																							
		F																							
DRUG/POSSESSION	185	M																							
		F																							
NARCOTICS	185E	M																							
		F																							
MARIJUANA	185F	M																							
		F																							
SYNTHETIC NARCOTICS	185G	M																							
		F																							
OTHER/NON-NARCOTICS	185H	M																							
		F																							
GAMBLING	19	M																							
		F																							
BOOKMAKING	19A	M																							
		F																							
NUMBERS	19B	M																							
		F																							
OTHER GAMBLING	19C	M																							
		F																							
FAMILY/CHILD	20	M																							
		F																							

CLASSIFICATIONS OF OFFENSES	UCR	SEX	AGE																TOT	RACE				
			18	19	20	21	22	23	24	25 29	30 34	35 39	40 44	45 49	50 54	55 59	60 64	65 OV		WHT	BLK	IND	ASN	PAC
DRIVING INFLUENCE	21	M			1					1		2	3			2	1	1	11	8	1	1	1	
		F									1								1					
LIQUOR LAWS	22	M																						
		F																						
DRUNKENNESS	23	M																						
		F																						
DISORDERLY CONDUCT	24	M			1					1	1	2	1					1	7	5	1	1		
		F																						
VAGRANCY	25	M																						
		F																						
ALL OTHER	26	M						1		5	4	1	1	2	1			1	16	10	2	1	4	1
		F				1						1							2					
SUSPICION	27	M																						
		F																						
HUMAN TRAFFICKING/COMMERCIAL SEX ACTS	30	M																						
		F																						
HUMAN TRAFFICKING/INVOLUNTARY SERVITUDE	31	M																						
		F																						
TOTAL BY SEX		M			2			2	2	14	12	7	6	6	1	2	1	4	59	36	6	4	14	1
		F				1					1	1						3						
GRAND TOTAL			0	0	2	1	0	2	2	14	13	8	6	6	1	2	1	4	62	36	6	4	14	1

AGE, SEX AND RACE OF PERSONS ARRESTED
under 18 Years of age

CLASSIFICATIONS OF OFFENSES	UCR	Sex	AGE						TOT	RACE				
			Under 10	10-12	13-14	15	16	17		WHT	BLK	IND	ASN	PAC
MURDER/NONNEG MANSLAUGHTER	01A	M												
		F												
MANSLAUGHTER BY NEGLIGENCE	01B	M												
		F												
RAPE	02	M												
		F												
ROBBERY	03	M												
		F												
AGGRAVATED ASSAULT	04	M												
		F												
BURGLARY	05	M												
		F												
LARCENY	06	M												
		F												
MOTOR VEHICLE THEFT	07	M												
		F												
OTHER ASSAULTS	08	M												
		F												
ARSON	09	M												
		F												
FORGERY	10	M												
		F												
FRAUD	11	M												
		F												
EMBEZZLEMENT	12	M												
		F												
STOLEN PROPERTY	13	M												
		F												
VANDALISM	14	M												
		F												

CLASSIFICATIONS OF OFFENSES	UCR	Sex	AGE						TOT	RACE				
			Under 10	10-12	13-14	15	16	17		WHT	BLK	IND	ASN	PAC
WEAPONS	15	M												
		F												
PROSTITUTION AND COMMERCIALIZED VICE	16	M												
		F												
PROSTITUTION	16A	M												
		F												
ASSISTING OR PROMOTING PROSTITUTION	16B	M												
		F												
PURCHASING PROSTITUTION	16C	M												
		F												
SEX OFFENSES	17	M												
		F												
DRUG/SALE/MAN	180	M												
		F												
NARCOTICS	180A	M												
		F												
MARIJUANA	180B	M												
		F												
SYNTHETIC NARCOTICS	180C	M												
		F												
OTHER/NON-NARCOTICS	180D	M												
		F												
DRUG/POSSESSION	185	M												
		F												
NARCOTICS	185E	M												
		F												
MARIJUANA	185F	M												
		F												
SYNTHETIC NARCOTICS	185G	M												
		F												
OTHER/NON-NARCOTICS	185H	M												
		F												
GAMBLING	19	M												
		F												

CLASSIFICATIONS OF OFFENSES	UCR	Sex	AGE						TOT	RACE				
			Under 10	10-12	13-14	15	16	17		WHT	BLK	IND	ASN	PAC
BOOKMAKING	19A	M												
		F												
NUMBERS	19B	M												
		F												
OTHER GAMBLING	19C	M												
		F												
FAMILY/CHILD	20	M												
		F												
DRIVING INFLUENCE	21	M												
		F												
LIQUOR LAWS	22	M												
		F												
DRUNKENNESS	23	M												
		F												
DISORDERLY CONDUCT	24	M												
		F												
VAGRANCY	25	M												
		F												
ALL OTHER	26	M												
		F												
SUSPICION	27	M												
		F												
CURFEW	28	M												
		F												
RUN-AWAYS	29	M												
		F												
HUMAN TRAFFICKING/COMMERCIAL SEX ACTS	30	M												
		F												
HUMAN TRAFFICKING/INVOLUNTARY SERVITUDE	31	M												
		F												
TOTAL BY SEX		M												
		F												
GRAND TOTAL			0	0	0	0	0	0	0	0	0	0	0	0

MONTHLY RETURN OF ARSON OFFENSES KNOWN TO LAW ENFORCEMENT

1 PROPERTY CLASSIFICATION	2 Offenses Reported or Known to Police (Include Unfounded and attempts)	3 Unfounded, i.e. False or Baseless Complaints	4 Number of Actual Offenses (Column 2 Minus Column 3) Include Attempt)	5 Total Offenses Cleared by Arrest or Exceptional Means (Include Column 6)	6 Number of Clearances Involving Only Persons Under 18 Years of Age	7 Offenses Where Structures Uninhabited, Abandoned, or not Normally in Use	8 Estimated Value of Property Damage
STRUCTURAL							
A. Single Occupancy Residential: Houses, Townhouses, Duplexes, etc.							
B. Other Residential: Apartments, Tenements, Flats, Hotels, Motels, Inns, Dormitories, Boarding Houses, etc.							
C. Storage: Barns, Garages, Warehouses, etc.							
D. Industrial/Manufacturing							
E. Other Commercial: Stores, Restaurants, Offices, etc.							
F. Community/Public: Churches, Jails, Schools, Colleges, Hospitals, etc.							
G. All Other Structure: Out Buildings, Monuments, Buildings Under Construction, etc.							
TOTAL STRUCTURAL							
MOBILE							
H. Motor Vehicles: Automobiles, Trucks, Buses, Motorcycles, etc.: UCR Definition							
I. Other Mobile Property: Trailers, Recreational Vehicles, Airplanes, Boats, etc.	1		1	1			\$ 2,000
TOTAL MOBILE	1		1	1			\$ 2,000
OTHER							
J. TOTAL OTHER Crops, Timber, Fences, Signs, etc.							
TOTAL OTHER							
GRAND TOTAL	1		1	1			\$ 2,000

Grand Total for arson include both attempted and completed. Attempted arsons will not have an associated property type of value.

HUMAN TRAFFICKING OFFENSES

(1) Human Trafficking Classification	(2) Offenses Reported	(3) Unfounded Offenses	(4) Actual Offenses	(5) Offenses Cleared	(6) Juveniles Only
Commercial Sex Acts					
Involuntary Servitude					
GRAND TOTAL					

RETURN A - MONTHLY RETURN OF OFFENSES KNOWN TO POLICE

(1) Classification of Offense	(2) Offenses Reported	(3) Unfounded Offenses	(4) Actual Offenses	(5) Offenses Cleared	(6) Juveniles Only
CRIMINAL HOMICIDE					
MURDER/NONNEG MANSLAUGHTER					
MANSLAUGHTER BY NEGLIGENCE					
TOTAL					
RAPE					
RAPE	1		1	1	
ATTEMPTS TO COMMIT RAPE					
TOTAL	1		1	1	
ROBBERY					
FIREARM					
KNIFE/CUTTING INSTRUMENT					
OTHER DANGEROUS WEAPON					
STRONG-ARM (HANDS, FISTS)	2		2	1	
TOTAL	2		2	1	
ASSAULT					
KNIFE OR CUTTING INSTRUMENT					
FIREARM					
OTHER DANGEROUS WEAPON	1		1	1	
HANDS, FIST, FEET, AGGRAVATED					
OTHER ASSAULTS - SIMPLE	9		9	3	
TOTAL	10		10	4	
BURGLARY					
FORCIBLE ENTRY	2		2		
UNLAWFUL ENTRY - NO FORCE	3		3		
ATTEMPTED FORCIBLE ENTRY	1		1		
TOTAL	6		6		
LARCENY-THEFT					
THEFT (EX MOTOR VEHICLE)	28		28		
TOTAL	28		28		
MOTOR VEHICLE THEFT					
AUTOS	5		5	1	
TRUCKS AND BUSES					
OTHER VEHICLES					
TOTAL	5		5	1	
GRAND TOTAL	52		52	7	

PROPERTY STOLEN BY CLASSIFICATION

CLASSIFICATION OF OFFENSES	NUMBER ACTUAL OFFENSES	VALUE OF PROPERTY STOLEN
MURDER AND NONNEGLIGENT MANSLAUGHTER	0	
RAPE	1	
ROBBERY		
HIGHWAY (STREET, ALLEYS, ETC.)	0	
COMMERCIAL HOUSE	0	
GAS OR SERVICE STATION	0	
CONVENIENCE STORE	0	
RESIDENCE	0	
BANK	0	
MISCELLANEOUS	2	\$ 1
TOTAL ROBBERY	2	\$ 1
BURGLARY		
RESIDENCE (DWELLING)		
NIGHT (6PM-6AM)	0	
DAY (6AM-6PM)	1	
UNKNOWN	0	
NON-RESIDENCE (STORE ETC.)		
NIGHT (6PM-6AM)	1	
DAY (6AM-6PM)	4	\$ 365
UNKNOWN	0	
TOTAL BURGLARY	6	\$ 365
LARCENY-THEFT		
\$200 AND OVER	16	\$ 10,792
\$50 TO \$200	4	\$ 460
UNDER \$50	8	\$ 62
TOTAL	28	\$ 11,314
6X. NATURE OF LARCENIES UNDER ITEM 6		
POCKET-PICKING	1	\$ 500
PURSE-SNATCHING	0	
SHOPLIFTING	0	
FROM MOTOR VEHICLE	8	\$ 2,867
MOTOR VEHICLE PARTS AND ACCESSORIES	4	\$ 1,973
BICYCLES	6	\$ 3,890
FROM BUILDING (EX C&H)	3	\$ 484
FROM COIN-OP MACHINES	0	
ALL OTHER	6	\$ 1,600
TOTAL LARCENY	28	\$ 11,314
MOTOR VEHICLE THEFT		
STOLEN & RECOVERED LOCALLY	0	
STOLEN LOCALLY & RECOVERED OTHER	0	
TOTAL STOLEN OTHER & RECOVERED LOCAL	2	
STOLEN IN OTHER JURIS & RECOVERED LOCALLY	0	
TOTAL MOTOR VEHICLE THEFT	5	\$ 183,710
GRAND TOTAL	42	\$ 195,390

PROPERTY BY TYPE AND VALUE

Type of Property (1)	Monetary Value of Property Stolen in Your Jurisdiction	
	STOLEN (2)	RECOVERED (3)
CURRENCY, NOTES, ETC.	\$ 500	
JEWELRY & PRECIOUS METALS	\$ 400	
CLOTHING AND FURS	\$ 230	
LOCALLY STOLEN MOTOR VEHICLE	\$ 167,000	\$ 44,000
OFFICE EQUIPMENT	\$ 384	
TV, RADIOS, CAMERAS, ETC.		
FIREARMS		
HOUSEHOLD GOODS	\$ 211	
CONSUMABLE GOODS	\$ 216	
LIVESTOCK		
MISCELLANEOUS	\$ 26,449	\$ 1,201
GRAND TOTAL	\$ 195,390	\$ 45,201

LAW ENFORCEMENT OFFICERS KILLED OR ASSAULTED

Type Of Activity	Total assaults by weapon	Type of Weapon				Type of Assignment								Officer assaults cleared
		Firearm	Knife or other cutting instrument	Other dangerous weapon	Hands, fists, feet, etc.	Two-officer vehicle	One-officer vehicle		Detective or special assign.		Other			
							Alone	Asst	Alone	Ast	Alone	Asst		
	A	B	C	D	E	F	G	H	I	J	K	L	M	
1. Responding to disturbance call (family quarrels, person with firearm, etc.)														
2. Burglaries in progress or pursuing burglary suspects														
3. Robberies in progress or pursuing robbery suspects														
4. Attempting other arrests														
5. Civil disorder (riot, mass disobedience, etc.)														
6. Handling, transporting, custody of prisoners														
7. Investigating suspicious persons or circumstances														
8. Ambush - no warning														
9. Handling persons with mental illness														
10. Traffic pursuits and stops														
11. All other														
12. TOTAL (1-11)														
13. Number with personal injury														
14. Number without personal injury														

15. Time of Assaults	12 AM	2 AM	4 AM	6 AM	8 AM	10 AM	NOON	2 PM	4 PM	6 PM	8 PM	10 PM

AGE, SEX AND RACE OF PERSONS ARRESTED
18 Years of age and over

CLASSIFICATIONS OF OFFENSES	UCR	SEX	AGE																	TOT	RACE				
			18	19	20	21	22	23	24	25 29	30 34	35 39	40 44	45 49	50 54	55 59	60 64	65 OV	WHT		BLK	IND	ASN	PAC	
MURDER/NONNEG MANSLAUGHTER	01A	M																							
		F																							
MANSLAUGHTER BY NEGLIGENCE	01B	M																							
		F																							
RAPE	02	M																							
		F																							
ROBBERY	03	M																							
		F																							
AGGRAVATED ASSAULT	04	M																							
		F																							
BURGLARY	05	M																							
		F																							
LARCENY	06	M																							
		F																							
MOTOR VEHICLE THEFT	07	M																							
		F						1											1						
OTHER ASSAULTS	08	M							1				1						2			2			
		F																							
ARSON	09	M																							
		F																							
FORGERY	10	M																							
		F																							
FRAUD	11	M																							
		F																							
EMBEZZLEMENT	12	M																							
		F																							
STOLEN PROPERTY	13	M																							
		F																							
VANDALISM	14	M																							
		F																							
WEAPONS	15	M																							
		F																							
PROSTITUTION AND COMMERCIALIZED VICE	16	M																							
		F																							

CLASSIFICATIONS OF OFFENSES	UCR	SEX	AGE																	TOT	RACE				
			18	19	20	21	22	23	24	25 29	30 34	35 39	40 44	45 49	50 54	55 59	60 64	65 OV	WHT		BLK	IND	ASN	PAC	
PROSTITUTION	16A	M																							
		F																							
ASSISTING OR PROMOTING PROSTITUTION	16B	M																							
		F																							
PURCHASING PROSTITUTION	16C	M																							
		F																							
SEX OFFENSES	17	M																							
		F																							
DRUG/SALE/MAN	180	M																							
		F																							
NARCOTICS	180A	M																							
		F																							
MARIJUANA	180B	M																							
		F																							
SYNTHETIC NARCOTICS	180C	M																							
		F																							
OTHER/NON-NARCOTICS	180D	M																							
		F																							
DRUG/POSSESSION	185	M																							
		F																							
NARCOTICS	185E	M																							
		F																							
MARIJUANA	185F	M																							
		F																							
SYNTHETIC NARCOTICS	185G	M																							
		F																							
OTHER/NON-NARCOTICS	185H	M																							
		F																							
GAMBLING	19	M																							
		F																							
BOOKMAKING	19A	M																							
		F																							
NUMBERS	19B	M																							
		F																							
OTHER GAMBLING	19C	M																							
		F																							
FAMILY/CHILD	20	M																							
		F																							

CLASSIFICATIONS OF OFFENSES	UCR	SEX	AGE																TOT	RACE				
			18	19	20	21	22	23	24	25 29	30 34	35 39	40 44	45 49	50 54	55 59	60 64	65 OV		WHT	BLK	IND	ASN	PAC
DRIVING INFLUENCE	21	M																			1			
		F						1											1					
LIQUOR LAWS	22	M																						
		F																						
DRUNKENNESS	23	M																						
		F																						
DISORDERLY CONDUCT	24	M																						
		F																						
VAGRANCY	25	M																						
		F																						
ALL OTHER	26	M			1	1				2	2								6	1	1	2		1
		F																						
SUSPICION	27	M																						
		F																						
HUMAN TRAFFICKING/COMMERCIAL SEX ACTS	30	M																						
		F																						
HUMAN TRAFFICKING/INVOLUNTAR Y SERVITUDE	31	M																						
		F																						
TOTAL BY SEX		M			1	1				3	2			1					8	1	1	5		1
		F						2											2					
GRAND TOTAL			0	0	1	1	0	2	0	3	2	0	0	1	0	0	0	0	10	1	1	5	0	1

AGE, SEX AND RACE OF PERSONS ARRESTED
under 18 Years of age

CLASSIFICATIONS OF OFFENSES	UCR	Sex	AGE						TOT	RACE				
			Under 10	10-12	13-14	15	16	17		WHT	BLK	IND	ASN	PAC
MURDER/NONNEG MANSLAUGHTER	01A	M												
		F												
MANSLAUGHTER BY NEGLIGENCE	01B	M												
		F												
RAPE	02	M												
		F												
ROBBERY	03	M												
		F												
AGGRAVATED ASSAULT	04	M												
		F												
BURGLARY	05	M												
		F												
LARCENY	06	M												
		F												
MOTOR VEHICLE THEFT	07	M												
		F												
OTHER ASSAULTS	08	M												
		F												
ARSON	09	M												
		F												
FORGERY	10	M												
		F												
FRAUD	11	M												
		F												
EMBEZZLEMENT	12	M												
		F												
STOLEN PROPERTY	13	M												
		F												
VANDALISM	14	M												
		F												

CLASSIFICATIONS OF OFFENSES	UCR	Sex	AGE							TOT	RACE				
			Under 10	10-12	13-14	15	16	17	WHT		BLK	IND	ASN	PAC	
WEAPONS	15	M													
		F													
PROSTITUTION AND COMMERCIALIZED VICE	16	M													
		F													
PROSTITUTION	16A	M													
		F													
ASSISTING OR PROMOTING PROSTITUTION	16B	M													
		F													
PURCHASING PROSTITUTION	16C	M													
		F													
SEX OFFENSES	17	M													
		F													
DRUG/SALE/MAN	180	M													
		F													
NARCOTICS	180A	M													
		F													
MARIJUANA	180B	M													
		F													
SYNTHETIC NARCOTICS	180C	M													
		F													
OTHER/NON-NARCOTICS	180D	M													
		F													
DRUG/POSSESSION	185	M													
		F													
NARCOTICS	185E	M													
		F													
MARIJUANA	185F	M													
		F													
SYNTHETIC NARCOTICS	185G	M													
		F													
OTHER/NON-NARCOTICS	185H	M													
		F													
GAMBLING	19	M													
		F													

CLASSIFICATIONS OF OFFENSES	UCR	Sex	AGE						TOT	RACE				
			Under 10	10-12	13-14	15	16	17		WHT	BLK	IND	ASN	PAC
BOOKMAKING	19A	M												
		F												
NUMBERS	19B	M												
		F												
OTHER GAMBLING	19C	M												
		F												
FAMILY/CHILD	20	M												
		F												
DRIVING INFLUENCE	21	M												
		F												
LIQUOR LAWS	22	M												
		F												
DRUNKENNESS	23	M												
		F												
DISORDERLY CONDUCT	24	M												
		F												
VAGRANCY	25	M												
		F												
ALL OTHER	26	M												
		F												
SUSPICION	27	M												
		F												
CURFEW	28	M												
		F												
RUN-AWAYS	29	M												
		F												
HUMAN TRAFFICKING/COMMERCIAL SEX ACTS	30	M												
		F												
HUMAN TRAFFICKING/INVOLUNTARY SERVITUDE	31	M												
		F												
TOTAL BY SEX		M												
		F												
GRAND TOTAL			0	0	0	0	0	0	0	0	0	0	0	0

MONTHLY RETURN OF ARSON OFFENSES KNOWN TO LAW ENFORCEMENT

1 PROPERTY CLASSIFICATION	2 Offenses Reported or Known to Police (Include Unfounded and attempts)	3 Unfounded, i.e. False or Baseless Complaints	4 Number of Actual Offenses (Column 2 Minus Column 3) Include Attempt)	5 Total Offenses Cleared by Arrest or Exceptional Means (Include Column 6)	6 Number of Clearances Involving Only Persons Under 18 Years of Age	7 Offenses Where Structures Uninhabited, Abandoned, or not Normally in Use	8 Estimated Value of Property Damage
STRUCTURAL							
A. Single Occupancy Residential: Houses, Townhouses, Duplexes, etc.							
B. Other Residential: Apartments, Tenements, Flats, Hotels, Motels, Inns, Dormitories, Boarding Houses, etc.							
C. Storage: Barns, Garages, Warehouses, etc.							
D. Industrial/Manufacturing							
E. Other Commercial: Stores, Restaurants, Offices, etc.							
F. Community/Public: Churches, Jails, Schools, Colleges, Hospitals, etc.							
G. All Other Structure: Out Buildings, Monuments, Buildings Under Construction, etc.							
TOTAL STRUCTURAL							
MOBILE							
H. Motor Vehicles: Automobiles, Trucks, Buses, Motorcycles, etc.: UCR Definition							
I. Other Mobile Property: Trailers, Recreational Vehicles, Airplanes, Boats, etc.							
TOTAL MOBILE							
OTHER							
J. TOTAL OTHER Crops, Timber, Fences, Signs, etc.	2		2				\$ 2
TOTAL OTHER	2		2				\$ 2
GRAND TOTAL	2		2				\$ 2

Grand Total for arson include both attempted and completed. Attempted arsons will not have an associated property type of value.

HUMAN TRAFFICKING OFFENSES

(1) Human Trafficking Classification	(2) Offenses Reported	(3) Unfounded Offenses	(4) Actual Offenses	(5) Offenses Cleared	(6) Juveniles Only
Commercial Sex Acts					
Involuntary Servitude					
GRAND TOTAL					

RETURN A - MONTHLY RETURN OF OFFENSES KNOWN TO POLICE

(1) Classification of Offense	(2) Offenses Reported	(3) Unfounded Offenses	(4) Actual Offenses	(5) Offenses Cleared	(6) Juveniles Only
CRIMINAL HOMICIDE					
MURDER/NONNEG MANSLAUGHTER					
MANSLAUGHTER BY NEGLIGENCE					
TOTAL					
RAPE					
RAPE					
ATTEMPTS TO COMMIT RAPE					
TOTAL					
ROBBERY					
FIREARM					
KNIFE/CUTTING INSTRUMENT					
OTHER DANGEROUS WEAPON					
STRONG-ARM (HANDS, FISTS)					
TOTAL					
ASSAULT					
KNIFE OR CUTTING INSTRUMENT					
FIREARM					
OTHER DANGEROUS WEAPON	2		2	2	
HANDS, FIST, FEET, AGGRAVATED					
OTHER ASSAULTS - SIMPLE	3		3	2	1
TOTAL	5		5	4	1
BURGLARY					
FORCIBLE ENTRY	1		1		
UNLAWFUL ENTRY - NO FORCE					
ATTEMPTED FORCIBLE ENTRY					
TOTAL	1		1		
LARCENY-THEFT					
THEFT (EX MOTOR VEHICLE)	37		37	3	1
TOTAL	37		37	3	1
MOTOR VEHICLE THEFT					
AUTOS	1		1	1	
TRUCKS AND BUSES	2		2	1	
OTHER VEHICLES	1		1		
TOTAL	4		4	2	
GRAND TOTAL	47		47	9	2

PROPERTY STOLEN BY CLASSIFICATION

CLASSIFICATION OF OFFENSES	NUMBER ACTUAL OFFENSES	VALUE OF PROPERTY STOLEN
MURDER AND NONNEGLIGENT MANSLAUGHTER	0	
RAPE	0	
ROBBERY		
HIGHWAY (STREET, ALLEYS, ETC.)	0	
COMMERCIAL HOUSE	0	
GAS OR SERVICE STATION	0	
CONVENIENCE STORE	0	
RESIDENCE	0	
BANK	0	
MISCELLANEOUS	0	
TOTAL ROBBERY	0	
BURGLARY		
RESIDENCE (DWELLING)		
NIGHT (6PM-6AM)	0	
DAY (6AM-6PM)	0	
UNKNOWN	0	
NON-RESIDENCE (STORE ETC.)		
NIGHT (6PM-6AM)	0	
DAY (6AM-6PM)	1	\$ 300
UNKNOWN	0	
TOTAL BURGLARY	1	\$ 300
LARCENY-THEFT		
\$200 AND OVER	25	\$ 37,948
\$50 TO \$200	8	\$ 822
UNDER \$50	4	\$ 55
TOTAL	37	\$ 38,825
6X. NATURE OF LARCENIES UNDER ITEM 6		
POCKET-PICKING	0	
PURSE-SNATCHING	0	
SHOPLIFTING	0	
FROM MOTOR VEHICLE	4	\$ 1,392
MOTOR VEHICLE PARTS AND ACCESSORIES	1	\$ 1,200
BICYCLES	14	\$ 7,884
FROM BUILDING (EX C&H)	8	\$ 11,705
FROM COIN-OP MACHINES	0	
ALL OTHER	10	\$ 16,644
TOTAL LARCENY	37	\$ 38,825
MOTOR VEHICLE THEFT		
STOLEN & RECOVERED LOCALLY	0	
STOLEN LOCALLY & RECOVERED OTHER	0	
TOTAL STOLEN OTHER & RECOVERED LOCAL	3	
STOLEN IN OTHER JURIS & RECOVERED LOCALLY	0	
TOTAL MOTOR VEHICLE THEFT	4	\$ 47,474
GRAND TOTAL	42	\$ 86,599

PROPERTY BY TYPE AND VALUE

Type of Property (1)	Monetary Value of Property Stolen in Your Jurisdiction	
	STOLEN (2)	RECOVERED (3)
CURRENCY, NOTES, ETC.	\$ 8,726	
JEWELRY & PRECIOUS METALS	\$ 400	
CLOTHING AND FURS	\$ 190	\$ 20
LOCALLY STOLEN MOTOR VEHICLE	\$ 44,064	\$ 29,064
OFFICE EQUIPMENT		
TV, RADIOS, CAMERAS, ETC.		
FIREARMS		
HOUSEHOLD GOODS		
CONSUMABLE GOODS	\$ 806	
LIVESTOCK		
MISCELLANEOUS	\$ 32,413	\$ 3,410
GRAND TOTAL	\$ 86,599	\$ 32,494

LAW ENFORCEMENT OFFICERS KILLED OR ASSAULTED

Type Of Activity	Total assaults by weapon	Type of Weapon				Type of Assignment						Officer assaults cleared	
		Firearm	Knife or other cutting instrument	Other dangerous weapon	Hands, fists, feet,etc.	Two-officer vehicle	One-officer vehicle		Detective or special assign.		Other		
							Alone	Asst	Alone	Ast	Alone		Asst
	A	B	C	D	E	F	G	H	I	J	K	L	M
1. Responding to disturbance call (family quarrels, person with firearm, etc.)													
2. Burglaries in progress or pursuing burglary suspects													
3. Robberies in progress or pursuing robbery suspects													
4. Attempting other arrests													
5. Civil disorder (riot, mass disobedience, etc.)													
6. Handling, transporting, custody of prisoners													
7. Investigating suspicious persons or circumstances													
8. Ambush - no warning													
9. Handling persons with mental illness													
10. Traffic pursuits and stops	1				1		1						1
11. All other													
12. TOTAL (1-11)	1				1		1						1
13. Number with personal injury													
14. Number without personal injury	1				1								

15. Time of Assaults	12 AM	2 AM	4 AM	6 AM	8 AM	10 AM	NOON	2 PM	4 PM	6 PM	8 PM	10 PM
												1

AGE, SEX AND RACE OF PERSONS ARRESTED
18 Years of age and over

CLASSIFICATIONS OF OFFENSES	UCR	SEX	AGE																TOT	RACE				
			18	19	20	21	22	23	24	25 29	30 34	35 39	40 44	45 49	50 54	55 59	60 64	65 OV		WHT	BLK	IND	ASN	PAC
MURDER/NONNEG MANSLAUGHTER	01A	M																						
		F																						
MANSLAUGHTER BY NEGLIGENCE	01B	M																						
		F																						
RAPE	02	M																						
		F																						
ROBBERY	03	M																						
		F																						
AGGRAVATED ASSAULT	04	M									1								1	1				
		F																						
BURGLARY	05	M																						
		F																						
LARCENY	06	M									2								2	2				
		F																						
MOTOR VEHICLE THEFT	07	M						1											1			2		
		F									1								1					
OTHER ASSAULTS	08	M																		1				
		F										1							1					
ARSON	09	M																						
		F																						
FORGERY	10	M																						
		F																						
FRAUD	11	M																						
		F																						
EMBEZZLEMENT	12	M																						
		F																						
STOLEN PROPERTY	13	M																						
		F																						
VANDALISM	14	M																						
		F																						
WEAPONS	15	M																						
		F																						
PROSTITUTION AND COMMERCIALIZED VICE	16	M																						
		F																						

CLASSIFICATIONS OF OFFENSES	UCR	SEX	AGE																	TOT	RACE				
			18	19	20	21	22	23	24	25 29	30 34	35 39	40 44	45 49	50 54	55 59	60 64	65 OV	WHT		BLK	IND	ASN	PAC	
PROSTITUTION	16A	M																							
		F																							
ASSISTING OR PROMOTING PROSTITUTION	16B	M																							
		F																							
PURCHASING PROSTITUTION	16C	M																							
		F																							
SEX OFFENSES	17	M																							
		F																							
DRUG/SALE/MAN	180	M																							
		F																							
NARCOTICS	180A	M																							
		F																							
MARIJUANA	180B	M																							
		F																							
SYNTHETIC NARCOTICS	180C	M																							
		F																							
OTHER/NON-NARCOTICS	180D	M																							
		F																							
DRUG/POSSESSION	185	M									1								1	1		2			
		F									1	1							2						
NARCOTICS	185E	M																							
		F																							
MARIJUANA	185F	M																							
		F																							
SYNTHETIC NARCOTICS	185G	M																							
		F									1								1		1				
OTHER/NON-NARCOTICS	185H	M									1								1			2			
		F										1							1						
GAMBLING	19	M																							
		F																							
BOOKMAKING	19A	M																							
		F																							
NUMBERS	19B	M																							
		F																							
OTHER GAMBLING	19C	M																							
		F																							
FAMILY/CHILD	20	M																							
		F																							

CLASSIFICATIONS OF OFFENSES	UCR	SEX	AGE																	TOT	RACE				
			18	19	20	21	22	23	24	25 29	30 34	35 39	40 44	45 49	50 54	55 59	60 64	65 OV	WHT		BLK	IND	ASN	PAC	
DRIVING INFLUENCE	21	M		1	1		2		1	1	3	3	1	2		2	1		18	13	2	8	1		
		F	1					1	1	1	1			1					6						
LIQUOR LAWS	22	M																							
		F		1															1						
DRUNKENNESS	23	M																							
		F																							
DISORDERLY CONDUCT	24	M	1								1								2	2	1	1			
		F			1									1					2						
VAGRANCY	25	M																							
		F																							
ALL OTHER	26	M		1						2	5	1	2	1	1				13	6	4	6	1		
		F			1					2		1							4						
SUSPICION	27	M																							
		F																							
HUMAN TRAFFICKING/COMMERCIAL SEX ACTS	30	M																							
		F																							
HUMAN TRAFFICKING/INVOLUNTAR Y SERVITUDE	31	M																							
		F																							
TOTAL BY SEX		M	1	2	1		2	1	1	3	13	4	3	3	1	2	1		38	26	7	20	2		
		F	1	1	2			1	1	3	3	2	1	2					17						
GRAND TOTAL			2	3	3	0	2	2	2	6	16	6	4	5	1	2	1	0	55	26	7	20	2	0	

AGE, SEX AND RACE OF PERSONS ARRESTED
under 18 Years of age

CLASSIFICATIONS OF OFFENSES	UCR	Sex	AGE						TOT	RACE				
			Under 10	10-12	13-14	15	16	17		WHT	BLK	IND	ASN	PAC
MURDER/NONNEG MANSLAUGHTER	01A	M												
		F												
MANSLAUGHTER BY NEGLIGENCE	01B	M												
		F												
RAPE	02	M												
		F												
ROBBERY	03	M												
		F												
AGGRAVATED ASSAULT	04	M												
		F												
BURGLARY	05	M												
		F												
LARCENY	06	M				1			1	1				
		F												
MOTOR VEHICLE THEFT	07	M												
		F												
OTHER ASSAULTS	08	M										1		
		F		1					1					
ARSON	09	M												
		F												
FORGERY	10	M												
		F												
FRAUD	11	M												
		F												
EMBEZZLEMENT	12	M												
		F												
STOLEN PROPERTY	13	M												
		F												
VANDALISM	14	M												
		F												

CLASSIFICATIONS OF OFFENSES	UCR	Sex	AGE							TOT	RACE				
			Under 10	10-12	13-14	15	16	17	WHT		BLK	IND	ASN	PAC	
WEAPONS	15	M													
		F													
PROSTITUTION AND COMMERCIALIZED VICE	16	M													
		F													
PROSTITUTION	16A	M													
		F													
ASSISTING OR PROMOTING PROSTITUTION	16B	M													
		F													
PURCHASING PROSTITUTION	16C	M													
		F													
SEX OFFENSES	17	M													
		F													
DRUG/SALE/MAN	180	M													
		F													
NARCOTICS	180A	M													
		F													
MARIJUANA	180B	M													
		F													
SYNTHETIC NARCOTICS	180C	M													
		F													
OTHER/NON-NARCOTICS	180D	M													
		F													
DRUG/POSSESSION	185	M													
		F													
NARCOTICS	185E	M													
		F													
MARIJUANA	185F	M													
		F													
SYNTHETIC NARCOTICS	185G	M													
		F													
OTHER/NON-NARCOTICS	185H	M													
		F													
GAMBLING	19	M													
		F													

CLASSIFICATIONS OF OFFENSES	UCR	Sex	AGE						TOT	RACE				
			Under 10	10-12	13-14	15	16	17		WHT	BLK	IND	ASN	PAC
BOOKMAKING	19A	M												
		F												
NUMBERS	19B	M												
		F												
OTHER GAMBLING	19C	M												
		F												
FAMILY/CHILD	20	M												
		F												
DRIVING INFLUENCE	21	M												
		F												
LIQUOR LAWS	22	M												
		F												
DRUNKENNESS	23	M												
		F												
DISORDERLY CONDUCT	24	M												
		F												
VAGRANCY	25	M												
		F												
ALL OTHER	26	M												
		F												
SUSPICION	27	M												
		F												
CURFEW	28	M												
		F												
RUN-AWAYS	29	M												
		F												
HUMAN TRAFFICKING/COMMERCIAL SEX ACTS	30	M												
		F												
HUMAN TRAFFICKING/INVOLUNTARY SERVITUDE	31	M												
		F												
TOTAL BY SEX		M				1			1	1		1		
		F		1					1					
GRAND TOTAL			0	1	0	1	0	0	2	1	0	1	0	0

MONTHLY RETURN OF ARSON OFFENSES KNOWN TO LAW ENFORCEMENT

1 PROPERTY CLASSIFICATION	2 Offenses Reported or Known to Police (Include Unfounded and attempts)	3 Unfounded, i.e. False or Baseless Complaints	4 Number of Actual Offenses (Column 2 Minus Column 3) Include Attempt)	5 Total Offenses Cleared by Arrest or Exceptional Means (Include Column 6)	6 Number of Clearances Involving Only Persons Under 18 Years of Age	7 Offenses Where Structures Uninhabited, Abandoned, or not Normally in Use	8 Estimated Value of Property Damage
STRUCTURAL							
A. Single Occupancy Residential: Houses, Townhouses, Duplexes, etc.							
B. Other Residential: Apartments, Tenements, Flats, Hotels, Motels, Inns, Dormitories, Boarding Houses, etc.							
C. Storage: Barns, Garages, Warehouses, etc.							
D. Industrial/Manufacturing							
E. Other Commercial: Stores, Restaurants, Offices, etc.							
F. Community/Public: Churches, Jails, Schools, Colleges, Hospitals, etc.							
G. All Other Structure: Out Buildings, Monuments, Buildings Under Construction, etc.							
TOTAL STRUCTURAL							
MOBILE							
H. Motor Vehicles: Automobiles, Trucks, Buses, Motorcycles, etc.: UCR Definition							
I. Other Mobile Property: Trailers, Recreational Vehicles, Airplanes, Boats, etc.							
TOTAL MOBILE							
OTHER							
J. TOTAL OTHER Crops, Timber, Fences, Signs, etc.							
TOTAL OTHER							
GRAND TOTAL							

Grand Total for arson include both attempted and completed. Attempted arsons will not have an associated property type of value.

HUMAN TRAFFICKING OFFENSES

(1) Human Trafficking Classification	(2) Offenses Reported	(3) Unfounded Offenses	(4) Actual Offenses	(5) Offenses Cleared	(6) Juveniles Only
Commercial Sex Acts					
Involuntary Servitude					
GRAND TOTAL					

RETURN A - MONTHLY RETURN OF OFFENSES KNOWN TO POLICE

(1) Classification of Offense	(2) Offenses Reported	(3) Unfounded Offenses	(4) Actual Offenses	(5) Offenses Cleared	(6) Juveniles Only
CRIMINAL HOMICIDE					
MURDER/NONNEG MANSLAUGHTER					
MANSLAUGHTER BY NEGLIGENCE					
TOTAL					
RAPE					
RAPE	2		2		
ATTEMPTS TO COMMIT RAPE					
TOTAL	2		2		
ROBBERY					
FIREARM					
KNIFE/CUTTING INSTRUMENT					
OTHER DANGEROUS WEAPON					
STRONG-ARM (HANDS, FISTS)					
TOTAL					
ASSAULT					
KNIFE OR CUTTING INSTRUMENT					
FIREARM					
OTHER DANGEROUS WEAPON	1		1	1	
HANDS, FIST, FEET, AGGRAVATED	1		1	1	
OTHER ASSAULTS - SIMPLE	26		26	18	1
TOTAL	28		28	20	1
BURGLARY					
FORCIBLE ENTRY	2		2	1	
UNLAWFUL ENTRY - NO FORCE	2		2		
ATTEMPTED FORCIBLE ENTRY					
TOTAL	4		4	1	
LARCENY-THEFT					
THEFT (EX MOTOR VEHICLE)	10		10		
TOTAL	10		10		
MOTOR VEHICLE THEFT					
AUTOS					
TRUCKS AND BUSES					
OTHER VEHICLES					
TOTAL					
GRAND TOTAL	44		44	21	1

PROPERTY STOLEN BY CLASSIFICATION

CLASSIFICATION OF OFFENSES	NUMBER ACTUAL OFFENSES	VALUE OF PROPERTY STOLEN
MURDER AND NONNEGLIGENT MANSLAUGHTER	0	
RAPE	2	
ROBBERY		
HIGHWAY (STREET, ALLEYS, ETC.)	0	
COMMERCIAL HOUSE	0	
GAS OR SERVICE STATION	0	
CONVENIENCE STORE	0	
RESIDENCE	0	
BANK	0	
MISCELLANEOUS	0	
TOTAL ROBBERY	0	
BURGLARY		
RESIDENCE (DWELLING)		
NIGHT (6PM-6AM)	1	\$ 25
DAY (6AM-6PM)	1	
UNKNOWN	0	
NON-RESIDENCE (STORE ETC.)		
NIGHT (6PM-6AM)	0	
DAY (6AM-6PM)	2	\$ 4,920
UNKNOWN	0	
TOTAL BURGLARY	4	\$ 4,945
LARCENY-THEFT		
\$200 AND OVER	4	\$ 4,795
\$50 TO \$200	6	\$ 640
UNDER \$50	0	
TOTAL	10	\$ 5,435
6X. NATURE OF LARCENIES UNDER ITEM 6		
POCKET-PICKING	0	
PURSE-SNATCHING	0	
SHOPLIFTING	0	
FROM MOTOR VEHICLE	1	\$ 100
MOTOR VEHICLE PARTS AND ACCESSORIES	2	\$ 3,300
BICYCLES	0	
FROM BUILDING (EX C&H)	3	\$ 800
FROM COIN-OP MACHINES	0	
ALL OTHER	4	\$ 1,235
TOTAL LARCENY	10	\$ 5,435
MOTOR VEHICLE THEFT		
STOLEN & RECOVERED LOCALLY	0	
STOLEN LOCALLY & RECOVERED OTHER	0	
TOTAL STOLEN OTHER & RECOVERED LOCAL	0	
STOLEN IN OTHER JURIS & RECOVERED LOCALLY	0	
TOTAL MOTOR VEHICLE THEFT	0	
GRAND TOTAL	16	\$ 10,380

PROPERTY BY TYPE AND VALUE

Type of Property (1)	Monetary Value of Property Stolen in Your Jurisdiction	
	STOLEN (2)	RECOVERED (3)
CURRENCY, NOTES, ETC.		
JEWELRY & PRECIOUS METALS	\$ 50	
CLOTHING AND FURS		
LOCALLY STOLEN MOTOR VEHICLE		
OFFICE EQUIPMENT	\$ 3,900	
TV, RADIOS, CAMERAS, ETC.		
FIREARMS	\$ 100	
HOUSEHOLD GOODS		
CONSUMABLE GOODS	\$ 25	
LIVESTOCK		
MISCELLANEOUS	\$ 6,305	\$ 750
GRAND TOTAL	\$ 10,380	\$ 750

LAW ENFORCEMENT OFFICERS KILLED OR ASSAULTED

Type Of Activity	Total assaults by weapon	Type of Weapon				Type of Assignment								Officer assaults cleared
		Firearm	Knife or other cutting instrument	Other dangerous weapon	Hands, fists, feet, etc.	Two-officer vehicle	One-officer vehicle		Detective or special assign.		Other			
							Alone	Asst	Alone	Ast	Alone	Asst		
	A	B	C	D	E	F	G	H	I	J	K	L	M	
1. Responding to disturbance call (family quarrels, person with firearm, etc.)														
2. Burglaries in progress or pursuing burglary suspects														
3. Robberies in progress or pursuing robbery suspects														
4. Attempting other arrests														
5. Civil disorder (riot, mass disobedience, etc.)														
6. Handling, transporting, custody of prisoners														
7. Investigating suspicious persons or circumstances														
8. Ambush - no warning														
9. Handling persons with mental illness														
10. Traffic pursuits and stops														
11. All other														
12. TOTAL (1-11)														
13. Number with personal injury														
14. Number without personal injury														

15. Time of Assaults	12 AM	2 AM	4 AM	6 AM	8 AM	10 AM	NOON	2 PM	4 PM	6 PM	8 PM	10 PM

AGE, SEX AND RACE OF PERSONS ARRESTED
18 Years of age and over

CLASSIFICATIONS OF OFFENSES	UCR	SEX	AGE																	TOT	RACE				
			18	19	20	21	22	23	24	25 29	30 34	35 39	40 44	45 49	50 54	55 59	60 64	65 OV	WHT		BLK	IND	ASN	PAC	
MURDER/NONNEG MANSLAUGHTER	01A	M																							
		F																							
MANSLAUGHTER BY NEGLIGENCE	01B	M																							
		F																							
RAPE	02	M																							
		F																							
ROBBERY	03	M																							
		F																							
AGGRAVATED ASSAULT	04	M					1						1			1		3	1		2				
		F																							
BURGLARY	05	M																							
		F																							
LARCENY	06	M																							
		F																							
MOTOR VEHICLE THEFT	07	M																							
		F																							
OTHER ASSAULTS	08	M				1				1	1	2		1		2	1	9	10		3				
		F								1	1	2		1				5							
ARSON	09	M																							
		F																							
FORGERY	10	M																							
		F																							
FRAUD	11	M																							
		F																							
EMBEZZLEMENT	12	M																							
		F																							
STOLEN PROPERTY	13	M																							
		F																							
VANDALISM	14	M										1						1	2						
		F											1					1							
WEAPONS	15	M																							
		F																							
PROSTITUTION AND COMMERCIALIZED VICE	16	M																							
		F																							

CLASSIFICATIONS OF OFFENSES	UCR	SEX	AGE																	TOT	RACE				
			18	19	20	21	22	23	24	25 29	30 34	35 39	40 44	45 49	50 54	55 59	60 64	65 OV	WHT		BLK	IND	ASN	PAC	
PROSTITUTION	16A	M																							
		F																							
ASSISTING OR PROMOTING PROSTITUTION	16B	M																							
		F																							
PURCHASING PROSTITUTION	16C	M																							
		F																							
SEX OFFENSES	17	M																							
		F																							
DRUG/SALE/MAN	180	M																							
		F																							
NARCOTICS	180A	M																							
		F																							
MARIJUANA	180B	M																							
		F																							
SYNTHETIC NARCOTICS	180C	M																							
		F																							
OTHER/NON-NARCOTICS	180D	M																							
		F																							
DRUG/POSSESSION	185	M								2									2	1		1			
		F									1								1						
NARCOTICS	185E	M																							
		F																							
MARIJUANA	185F	M																							
		F																							
SYNTHETIC NARCOTICS	185G	M																							
		F																							
OTHER/NON-NARCOTICS	185H	M								2									2	1		1			
		F									1								1						
GAMBLING	19	M																							
		F																							
BOOKMAKING	19A	M																							
		F																							
NUMBERS	19B	M																							
		F																							
OTHER GAMBLING	19C	M																							
		F																							
FAMILY/CHILD	20	M																							
		F																							

CLASSIFICATIONS OF OFFENSES	UCR	SEX	AGE																	TOT	RACE				
			18	19	20	21	22	23	24	25 29	30 34	35 39	40 44	45 49	50 54	55 59	60 64	65 OV	WHT		BLK	IND	ASN	PAC	
DRIVING INFLUENCE	21	M			1					4	1	2		2					10	10		3			
		F								1	3	1			1				6						
LIQUOR LAWS	22	M																							
		F																							
DRUNKENNESS	23	M																							
		F																							
DISORDERLY CONDUCT	24	M																				1			
		F												1					1						
VAGRANCY	25	M																							
		F																							
ALL OTHER	26	M								3	3	19	5		4		1		35	32	6	10	4		
		F									3	6	6	3		2			20						
SUSPICION	27	M																							
		F																							
HUMAN TRAFFICKING/COMMERCIAL SEX ACTS	30	M																							
		F																							
HUMAN TRAFFICKING/INVOLUNTAR Y SERVITUDE	31	M																							
		F																							
TOTAL BY SEX		M			1	1	1			10	5	24	5	4	4	2	3		60	56	6	20	4		
		F								2	8	9	7	5	1	2			34						
GRAND TOTAL			0	0	1	1	1	0	0	12	13	33	12	9	5	4	3	0	94	56	6	20	4	0	

AGE, SEX AND RACE OF PERSONS ARRESTED
under 18 Years of age

CLASSIFICATIONS OF OFFENSES	UCR	Sex	AGE						TOT	RACE				
			Under 10	10-12	13-14	15	16	17		WHT	BLK	IND	ASN	PAC
MURDER/NONNEG MANSLAUGHTER	01A	M												
		F												
MANSLAUGHTER BY NEGLIGENCE	01B	M												
		F												
RAPE	02	M												
		F												
ROBBERY	03	M												
		F												
AGGRAVATED ASSAULT	04	M												
		F												
BURGLARY	05	M												
		F												
LARCENY	06	M												
		F												
MOTOR VEHICLE THEFT	07	M												
		F												
OTHER ASSAULTS	08	M												
		F												
ARSON	09	M												
		F												
FORGERY	10	M												
		F												
FRAUD	11	M												
		F												
EMBEZZLEMENT	12	M												
		F												
STOLEN PROPERTY	13	M												
		F												
VANDALISM	14	M												
		F												

CLASSIFICATIONS OF OFFENSES	UCR	Sex	AGE						TOT	RACE				
			Under 10	10-12	13-14	15	16	17		WHT	BLK	IND	ASN	PAC
WEAPONS	15	M												
		F												
PROSTITUTION AND COMMERCIALIZED VICE	16	M												
		F												
PROSTITUTION	16A	M												
		F												
ASSISTING OR PROMOTING PROSTITUTION	16B	M												
		F												
PURCHASING PROSTITUTION	16C	M												
		F												
SEX OFFENSES	17	M												
		F												
DRUG/SALE/MAN	180	M												
		F												
NARCOTICS	180A	M												
		F												
MARIJUANA	180B	M												
		F												
SYNTHETIC NARCOTICS	180C	M												
		F												
OTHER/NON-NARCOTICS	180D	M												
		F												
DRUG/POSSESSION	185	M												
		F												
NARCOTICS	185E	M												
		F												
MARIJUANA	185F	M												
		F												
SYNTHETIC NARCOTICS	185G	M												
		F												
OTHER/NON-NARCOTICS	185H	M												
		F												
GAMBLING	19	M												
		F												

CLASSIFICATIONS OF OFFENSES	UCR	Sex	AGE						TOT	RACE				
			Under 10	10-12	13-14	15	16	17		WHT	BLK	IND	ASN	PAC
BOOKMAKING	19A	M												
		F												
NUMBERS	19B	M												
		F												
OTHER GAMBLING	19C	M												
		F												
FAMILY/CHILD	20	M												
		F												
DRIVING INFLUENCE	21	M												
		F												
LIQUOR LAWS	22	M												
		F												
DRUNKENNESS	23	M												
		F												
DISORDERLY CONDUCT	24	M												
		F												
VAGRANCY	25	M												
		F												
ALL OTHER	26	M												
		F												
SUSPICION	27	M												
		F												
CURFEW	28	M												
		F												
RUN-AWAYS	29	M												
		F												
HUMAN TRAFFICKING/COMMERCIAL SEX ACTS	30	M												
		F												
HUMAN TRAFFICKING/INVOLUNTARY SERVITUDE	31	M												
		F												
TOTAL BY SEX		M												
		F												
GRAND TOTAL			0	0	0	0	0	0	0	0	0	0	0	0

MONTHLY RETURN OF ARSON OFFENSES KNOWN TO LAW ENFORCEMENT

1 PROPERTY CLASSIFICATION	2 Offenses Reported or Known to Police (Include Unfounded and attempts)	3 Unfounded, i.e. False or Baseless Complaints	4 Number of Actual Offenses (Column 2 Minus Column 3) Include Attempt)	5 Total Offenses Cleared by Arrest or Exceptional Means (Include Column 6)	6 Number of Clearances Involving Only Persons Under 18 Years of Age	7 Offenses Where Structures Uninhabited, Abandoned, or not Normally in Use	8 Estimated Value of Property Damage
STRUCTURAL							
A. Single Occupancy Residential: Houses, Townhouses, Duplexes, etc.							
B. Other Residential: Apartments, Tenements, Flats, Hotels, Motels, Inns, Dormitories, Boarding Houses, etc.							
C. Storage: Barns, Garages, Warehouses, etc.							
D. Industrial/Manufacturing							
E. Other Commercial: Stores, Restaurants, Offices, etc.							
F. Community/Public: Churches, Jails, Schools, Colleges, Hospitals, etc.							
G. All Other Structure: Out Buildings, Monuments, Buildings Under Construction, etc.							
TOTAL STRUCTURAL							
MOBILE							
H. Motor Vehicles: Automobiles, Trucks, Buses, Motorcycles, etc.: UCR Definition							
I. Other Mobile Property: Trailers, Recreational Vehicles, Airplanes, Boats, etc.							
TOTAL MOBILE							
OTHER							
J. TOTAL OTHER Crops, Timber, Fences, Signs, etc.							
TOTAL OTHER							
GRAND TOTAL							

Grand Total for arson include both attempted and completed. Attempted arsons will not have an associated property type of value.

HUMAN TRAFFICKING OFFENSES

(1) Human Trafficking Classification	(2) Offenses Reported	(3) Unfounded Offenses	(4) Actual Offenses	(5) Offenses Cleared	(6) Juveniles Only
Commercial Sex Acts					
Involuntary Servitude					
GRAND TOTAL					

RETURN A - MONTHLY RETURN OF OFFENSES KNOWN TO POLICE

(1) Classification of Offense	(2) Offenses Reported	(3) Unfounded Offenses	(4) Actual Offenses	(5) Offenses Cleared	(6) Juveniles Only
CRIMINAL HOMICIDE					
MURDER/NONNEG MANSLAUGHTER					
MANSLAUGHTER BY NEGLIGENCE	1		1		
TOTAL	1		1		
RAPE					
RAPE	5		5		
ATTEMPTS TO COMMIT RAPE					
TOTAL	5		5		
ROBBERY					
FIREARM	1		1	1	
KNIFE/CUTTING INSTRUMENT	1		1		
OTHER DANGEROUS WEAPON	3		3		
STRONG-ARM (HANDS, FISTS)	4		4	2	
TOTAL	9		9	3	
ASSAULT					
KNIFE OR CUTTING INSTRUMENT	3		3	1	
FIREARM	5		5	4	
OTHER DANGEROUS WEAPON	25		25	20	
HANDS, FIST, FEET, AGGRAVATED	6		6	6	
OTHER ASSAULTS - SIMPLE	99		99	64	4
TOTAL	138		138	95	4
BURGLARY					
FORCIBLE ENTRY					
UNLAWFUL ENTRY - NO FORCE	11		11	4	
ATTEMPTED FORCIBLE ENTRY					
TOTAL	11		11	4	
LARCENY-THEFT					
THEFT (EX MOTOR VEHICLE)	275		275	75	2
TOTAL	275		275	75	2
MOTOR VEHICLE THEFT					
AUTOS	16		16	9	1
TRUCKS AND BUSES	1		1	1	
OTHER VEHICLES	2		2	1	
TOTAL	19		19	11	1
GRAND TOTAL	458		458	188	7

PROPERTY STOLEN BY CLASSIFICATION

CLASSIFICATION OF OFFENSES	NUMBER ACTUAL OFFENSES	VALUE OF PROPERTY STOLEN
MURDER AND NONNEGLIGENT MANSLAUGHTER	0	
RAPE	5	
ROBBERY		
HIGHWAY (STREET, ALLEYS, ETC.)	2	\$ 6,100
COMMERCIAL HOUSE	6	\$ 956
GAS OR SERVICE STATION	0	
CONVENIENCE STORE	0	
RESIDENCE	0	
BANK	0	
MISCELLANEOUS	1	\$ 450
TOTAL ROBBERY	9	\$ 7,506
BURGLARY		
RESIDENCE (DWELLING)		
NIGHT (6PM-6AM)	2	\$ 2,260
DAY (6AM-6PM)	3	\$ 4,595
UNKNOWN	0	
NON-RESIDENCE (STORE ETC.)		
NIGHT (6PM-6AM)	2	
DAY (6AM-6PM)	4	\$ 2,997
UNKNOWN	0	
TOTAL BURGLARY	11	\$ 9,852
LARCENY-THEFT		
\$200 AND OVER	186	\$ 177,950
\$50 TO \$200	53	\$ 6,259
UNDER \$50	36	\$ 758
TOTAL	275	\$ 184,967
6X. NATURE OF LARCENIES UNDER ITEM 6		
POCKET-PICKING	0	
PURSE-SNATCHING	0	
SHOPLIFTING	177	\$ 79,164
FROM MOTOR VEHICLE	20	\$ 19,738
MOTOR VEHICLE PARTS AND ACCESSORIES	32	\$ 49,108
BICYCLES	2	\$ 950
FROM BUILDING (EX C&H)	10	\$ 12,688
FROM COIN-OP MACHINES	0	
ALL OTHER	34	\$ 23,319
TOTAL LARCENY	275	\$ 184,967
MOTOR VEHICLE THEFT		
STOLEN & RECOVERED LOCALLY	0	
STOLEN LOCALLY & RECOVERED OTHER	0	
TOTAL STOLEN OTHER & RECOVERED LOCAL	11	
STOLEN IN OTHER JURIS & RECOVERED LOCALLY	0	
TOTAL MOTOR VEHICLE THEFT	19	\$ 513,002
GRAND TOTAL	319	\$ 715,327

PROPERTY BY TYPE AND VALUE

Type of Property (1)	Monetary Value of Property Stolen in Your Jurisdiction	
	STOLEN (2)	RECOVERED (3)
CURRENCY, NOTES, ETC.	\$ 8,589	\$ 1,630
JEWELRY & PRECIOUS METALS	\$ 4,098	\$ 198
CLOTHING AND FURS	\$ 3,286	\$ 1,874
LOCALLY STOLEN MOTOR VEHICLE	\$ 433,802	\$ 431,801
OFFICE EQUIPMENT	\$ 2,999	\$ 250
TV, RADIOS, CAMERAS, ETC.	\$ 2,497	\$ 797
FIREARMS	\$ 1,637	\$ 3
HOUSEHOLD GOODS	\$ 7,261	\$ 4,116
CONSUMABLE GOODS	\$ 13,091	\$ 6,002
LIVESTOCK		
MISCELLANEOUS	\$ 238,067	\$ 115,880
GRAND TOTAL	\$ 715,327	\$ 562,551

LAW ENFORCEMENT OFFICERS KILLED OR ASSAULTED

Type Of Activity	Total assaults by weapon	Type of Weapon				Type of Assignment								Officer assaults cleared
		Firearm	Knife or other cutting instrument	Other dangerous weapon	Hands, fists, feet, etc.	Two-officer vehicle	One-officer vehicle		Detective or special assign.		Other			
							Alone	Asst	Alone	Ast	Alone	Asst		
	A	B	C	D	E	F	G	H	I	J	K	L	M	
1. Responding to disturbance call (family quarrels, person with firearm, etc.)	3			2	1	2	1						3	
2. Burglaries in progress or pursuing burglary suspects														
3. Robberies in progress or pursuing robbery suspects														
4. Attempting other arrests	2				2		1	1					2	
5. Civil disorder (riot, mass disobedience, etc.)														
6. Handling, transporting, custody of prisoners	3				3		3						3	
7. Investigating suspicious persons or circumstances	1	1					1						1	
8. Ambush - no warning														
9. Handling persons with mental illness														
10. Traffic pursuits and stops	1			1				1					1	
11. All other	1				1		1						1	
12. TOTAL (1-11)	11	1		3	7	2	7	2					11	
13. Number with personal injury	2			1	1									
14. Number without personal injury	9	1		2	6									

15. Time of Assaults	12 AM	2 AM	4 AM	6 AM	8 AM	10 AM	NOON	2 PM	4 PM	6 PM	8 PM	10 PM
		1	1				3		1	3		2

AGE, SEX AND RACE OF PERSONS ARRESTED
18 Years of age and over

CLASSIFICATIONS OF OFFENSES	UCR	SEX	AGE																TOT	RACE				
			18	19	20	21	22	23	24	25 29	30 34	35 39	40 44	45 49	50 54	55 59	60 64	65 OV		WHT	BLK	IND	ASN	PAC
MURDER/NONNEG MANSLAUGHTER	01A	M																						
		F																						
MANSLAUGHTER BY NEGLIGENCE	01B	M																						
		F																						
RAPE	02	M																						
		F																						
ROBBERY	03	M										1							1	2				
		F										1							1					
AGGRAVATED ASSAULT	04	M		2			2	3	1	4	1	2	2	1	1	1	1		21	20	1	3	1	
		F								1	1		1	1				4						
BURGLARY	05	M		1						1									2	3		1		
		F		1		1													2					
LARCENY	06	M		1				5	1	4	9	12	3	2	1	1		1	40	57	5	6		
		F			1				1	5	8	5	4	2	1		1		28					
MOTOR VEHICLE THEFT	07	M	1					1		2	2								6	4		1		2
		F											1						1					
OTHER ASSAULTS	08	M	1	2	1	1	2			2	5	5	4	2			2		27	31	2	10		1
		F	1	1	1	1			1	3	2	5	1			1			17					
ARSON	09	M																						
		F																						
FORGERY	10	M									1								1	1				
		F																						
FRAUD	11	M		1								1							2	2		1		
		F				1													1					
EMBEZZLEMENT	12	M																		1				
		F		1															1					
STOLEN PROPERTY	13	M								1	1								2	2				
		F																						
VANDALISM	14	M			1					1	2	1							5	9				
		F			1					2			1						4					
WEAPONS	15	M					1	1		4	1	3	3	2	2				17	13	2	3		
		F						1											1					
PROSTITUTION AND COMMERCIALIZED VICE	16	M																						
		F																						

CLASSIFICATIONS OF OFFENSES	UCR	SEX	AGE																	TOT	RACE				
			18	19	20	21	22	23	24	25 29	30 34	35 39	40 44	45 49	50 54	55 59	60 64	65 OV	WHT		BLK	IND	ASN	PAC	
PROSTITUTION	16A	M																							
		F																							
ASSISTING OR PROMOTING PROSTITUTION	16B	M																							
		F																							
PURCHASING PROSTITUTION	16C	M																							
		F																							
SEX OFFENSES	17	M		1						1									2	2					
		F																							
DRUG/SALE/MAN	180	M								1				1			1		3	2		1			
		F																							
NARCOTICS	180A	M															1		1	1					
		F																							
MARIJUANA	180B	M																							
		F																							
SYNTHETIC NARCOTICS	180C	M																							
		F																							
OTHER/NON-NARCOTICS	180D	M								1				1					2	1		1			
		F																							
DRUG/POSSESSION	185	M	1					1		3	6	2	3	3	1	1	1		22	28		2	1		
		F				1			1	1	4	1	1						9						
NARCOTICS	185E	M						1			2	1	2			1			7	13					
		F				1				1	2	1	1						6						
MARIJUANA	185F	M	1																1			1			
		F																							
SYNTHETIC NARCOTICS	185G	M								1									1	1					
		F																							
OTHER/NON-NARCOTICS	185H	M								2	4	1	1	3	1		1		13	14		1	1		
		F							1		2								3						
GAMBLING	19	M																							
		F																							
BOOKMAKING	19A	M																							
		F																							
NUMBERS	19B	M																							
		F																							
OTHER GAMBLING	19C	M																							
		F																							
FAMILY/CHILD	20	M									1								1	1					
		F																							

CLASSIFICATIONS OF OFFENSES	UCR	SEX	AGE																	TOT	RACE				
			18	19	20	21	22	23	24	25 29	30 34	35 39	40 44	45 49	50 54	55 59	60 64	65 OV	WHT		BLK	IND	ASN	PAC	
DRIVING INFLUENCE	21	M	1	4		2	1	3	2	7	17	9	11	10	2	4	1	3	77	83	3	16	2		
		F			1		1		3	7	8	5		1		1		1	28						
LIQUOR LAWS	22	M										1						1	1	1					
		F																							
DRUNKENNESS	23	M																							
		F																							
DISORDERLY CONDUCT	24	M									2	2	2				2		8	7	1	3			
		F								1	2							3							
VAGRANCY	25	M																							
		F																							
ALL OTHER	26	M	2	1	3	1	1	2	2	9	2	7	10	3	2	3	1	1	50	59	3	6		1	
		F			1		1			2	4	3	5	1	2				19						
SUSPICION	27	M																							
		F																							
HUMAN TRAFFICKING/COMMERCIAL SEX ACTS	30	M																							
		F																							
HUMAN TRAFFICKING/INVOLUNTAR Y SERVITUDE	31	M																							
		F																							
TOTAL BY SEX		M	6	13	5	4	7	16	6	40	50	46	38	24	9	10	9	5	288	328	17	53	4	4	
		F	1	3	5	4	2	1	6	22	29	20	14	5	3	2	1	1	119						
GRAND TOTAL			7	16	10	8	9	17	12	62	79	66	52	29	12	12	10	6	407	328	17	53	4	4	

AGE, SEX AND RACE OF PERSONS ARRESTED
under 18 Years of age

CLASSIFICATIONS OF OFFENSES	UCR	Sex	AGE						TOT	RACE				
			Under 10	10-12	13-14	15	16	17		WHT	BLK	IND	ASN	PAC
MURDER/NONNEG MANSLAUGHTER	01A	M												
		F												
MANSLAUGHTER BY NEGLIGENCE	01B	M												
		F												
RAPE	02	M												
		F												
ROBBERY	03	M												
		F												
AGGRAVATED ASSAULT	04	M												
		F												
BURGLARY	05	M												
		F												
LARCENY	06	M												
		F												
MOTOR VEHICLE THEFT	07	M					1	1	2	1		1		
		F												
OTHER ASSAULTS	08	M					1		1	1				
		F												
ARSON	09	M												
		F												
FORGERY	10	M												
		F												
FRAUD	11	M												
		F												
EMBEZZLEMENT	12	M												
		F												
STOLEN PROPERTY	13	M												
		F												
VANDALISM	14	M												
		F												

CLASSIFICATIONS OF OFFENSES	UCR	Sex	AGE						TOT	RACE				
			Under 10	10-12	13-14	15	16	17		WHT	BLK	IND	ASN	PAC
WEAPONS	15	M												
		F												
PROSTITUTION AND COMMERCIALIZED VICE	16	M												
		F												
PROSTITUTION	16A	M												
		F												
ASSISTING OR PROMOTING PROSTITUTION	16B	M												
		F												
PURCHASING PROSTITUTION	16C	M												
		F												
SEX OFFENSES	17	M												
		F												
DRUG/SALE/MAN	180	M												
		F												
NARCOTICS	180A	M												
		F												
MARIJUANA	180B	M												
		F												
SYNTHETIC NARCOTICS	180C	M												
		F												
OTHER/NON-NARCOTICS	180D	M												
		F												
DRUG/POSSESSION	185	M				1	1		2	2				
		F												
NARCOTICS	185E	M												
		F												
MARIJUANA	185F	M				1	1		2	2				
		F												
SYNTHETIC NARCOTICS	185G	M												
		F												
OTHER/NON-NARCOTICS	185H	M												
		F												
GAMBLING	19	M												
		F												

CLASSIFICATIONS OF OFFENSES	UCR	Sex	AGE						TOT	RACE				
			Under 10	10-12	13-14	15	16	17		WHT	BLK	IND	ASN	PAC
BOOKMAKING	19A	M												
		F												
NUMBERS	19B	M												
		F												
OTHER GAMBLING	19C	M												
		F												
FAMILY/CHILD	20	M												
		F												
DRIVING INFLUENCE	21	M						1	1	2				
		F						1	1					
LIQUOR LAWS	22	M												
		F												
DRUNKENNESS	23	M												
		F												
DISORDERLY CONDUCT	24	M					1		1	1				
		F												
VAGRANCY	25	M												
		F												
ALL OTHER	26	M					2		2	1		1		
		F												
SUSPICION	27	M												
		F												
CURFEW	28	M												
		F												
RUN-AWAYS	29	M												
		F												
HUMAN TRAFFICKING/COMMERCIAL SEX ACTS	30	M												
		F												
HUMAN TRAFFICKING/INVOLUNTARY SERVITUDE	31	M												
		F												
TOTAL BY SEX		M				1	6	2	9	8		2		
		F						1	1					
GRAND TOTAL			0	0	0	1	6	3	10	8	0	2	0	0

MONTHLY RETURN OF ARSON OFFENSES KNOWN TO LAW ENFORCEMENT

1 PROPERTY CLASSIFICATION	2 Offenses Reported or Known to Police (Include Unfounded and attempts)	3 Unfounded, i.e. False or Baseless Complaints	4 Number of Actual Offenses (Column 2 Minus Column 3) Include Attempt)	5 Total Offenses Cleared by Arrest or Exceptional Means (Include Column 6)	6 Number of Clearances Involving Only Persons Under 18 Years of Age	7 Offenses Where Structures Uninhabited, Abandoned, or not Normally in Use	8 Estimated Value of Property Damage
STRUCTURAL							
A. Single Occupancy Residential: Houses, Townhouses, Duplexes, etc.							
B. Other Residential: Apartments, Tenements, Flats, Hotels, Motels, Inns, Dormitories, Boarding Houses, etc.							
C. Storage: Barns, Garages, Warehouses, etc.							
D. Industrial/Manufacturing							
E. Other Commercial: Stores, Restaurants, Offices, etc.							
F. Community/Public: Churches, Jails, Schools, Colleges, Hospitals, etc.							
G. All Other Structure: Out Buildings, Monuments, Buildings Under Construction, etc.							
TOTAL STRUCTURAL							
MOBILE							
H. Motor Vehicles: Automobiles, Trucks, Buses, Motorcycles, etc.: UCR Definition	1		1				\$ 13,000
I. Other Mobile Property: Trailers, Recreational Vehicles, Airplanes, Boats, etc.							
TOTAL MOBILE	1		1				\$ 13,000
OTHER							
J. TOTAL OTHER Crops, Timber, Fences, Signs, etc.							
TOTAL OTHER							
GRAND TOTAL	1		1				\$ 13,000

Grand Total for arson include both attempted and completed. Attempted arsons will not have an associated property type of value.

HUMAN TRAFFICKING OFFENSES

(1) Human Trafficking Classification	(2) Offenses Reported	(3) Unfounded Offenses	(4) Actual Offenses	(5) Offenses Cleared	(6) Juveniles Only
Commercial Sex Acts					
Involuntary Servitude					
GRAND TOTAL					

RETURN A - MONTHLY RETURN OF OFFENSES KNOWN TO POLICE

(1) Classification of Offense	(2) Offenses Reported	(3) Unfounded Offenses	(4) Actual Offenses	(5) Offenses Cleared	(6) Juveniles Only
CRIMINAL HOMICIDE					
MURDER/NONNEG MANSLAUGHTER					
MANSLAUGHTER BY NEGLIGENCE					
TOTAL					
RAPE					
RAPE					
ATTEMPTS TO COMMIT RAPE					
TOTAL					
ROBBERY					
FIREARM					
KNIFE/CUTTING INSTRUMENT					
OTHER DANGEROUS WEAPON					
STRONG-ARM (HANDS, FISTS)					
TOTAL					
ASSAULT					
KNIFE OR CUTTING INSTRUMENT	3		3	2	
FIREARM					
OTHER DANGEROUS WEAPON					
HANDS, FIST, FEET, AGGRAVATED	1		1	1	
OTHER ASSAULTS - SIMPLE	6		6	4	
TOTAL	10		10	7	
BURGLARY					
FORCIBLE ENTRY					
UNLAWFUL ENTRY - NO FORCE	1		1	1	
ATTEMPTED FORCIBLE ENTRY					
TOTAL	1		1	1	
LARCENY-THEFT					
THEFT (EX MOTOR VEHICLE)	5		5		
TOTAL	5		5		
MOTOR VEHICLE THEFT					
AUTOS					
TRUCKS AND BUSES					
OTHER VEHICLES					
TOTAL					
GRAND TOTAL	16		16	8	

PROPERTY STOLEN BY CLASSIFICATION

CLASSIFICATION OF OFFENSES	NUMBER ACTUAL OFFENSES	VALUE OF PROPERTY STOLEN
MURDER AND NONNEGLIGENT MANSLAUGHTER	0	
RAPE	0	
ROBBERY		
HIGHWAY (STREET, ALLEYS, ETC.)	0	
COMMERCIAL HOUSE	0	
GAS OR SERVICE STATION	0	
CONVENIENCE STORE	0	
RESIDENCE	0	
BANK	0	
MISCELLANEOUS	0	
TOTAL ROBBERY	0	
BURGLARY		
RESIDENCE (DWELLING)		
NIGHT (6PM-6AM)	0	
DAY (6AM-6PM)	1	
UNKNOWN	0	
NON-RESIDENCE (STORE ETC.)		
NIGHT (6PM-6AM)	0	
DAY (6AM-6PM)	0	
UNKNOWN	0	
TOTAL BURGLARY	1	
LARCENY-THEFT		
\$200 AND OVER	3	\$ 7,300
\$50 TO \$200	1	\$ 150
UNDER \$50	1	\$ 25
TOTAL	5	\$ 7,475
6X. NATURE OF LARCENIES UNDER ITEM 6		
POCKET-PICKING	0	
PURSE-SNATCHING	0	
SHOPLIFTING	0	
FROM MOTOR VEHICLE	0	
MOTOR VEHICLE PARTS AND ACCESSORIES	0	
BICYCLES	1	\$ 150
FROM BUILDING (EX C&H)	0	
FROM COIN-OP MACHINES	0	
ALL OTHER	4	\$ 7,325
TOTAL LARCENY	5	\$ 7,475
MOTOR VEHICLE THEFT		
STOLEN & RECOVERED LOCALLY	0	
STOLEN LOCALLY & RECOVERED OTHER	0	
TOTAL STOLEN OTHER & RECOVERED LOCAL	0	
STOLEN IN OTHER JURIS & RECOVERED LOCALLY	0	
TOTAL MOTOR VEHICLE THEFT	0	
GRAND TOTAL	6	\$ 7,475

PROPERTY BY TYPE AND VALUE

Type of Property (1)	Monetary Value of Property Stolen in Your Jurisdiction	
	STOLEN (2)	RECOVERED (3)
CURRENCY, NOTES, ETC.	\$ 4,000	
JEWELRY & PRECIOUS METALS		
CLOTHING AND FURS		
LOCALLY STOLEN MOTOR VEHICLE		
OFFICE EQUIPMENT	\$ 1,000	
TV, RADIOS, CAMERAS, ETC.		
FIREARMS		
HOUSEHOLD GOODS		
CONSUMABLE GOODS	\$ 325	
LIVESTOCK		
MISCELLANEOUS	\$ 2,150	
GRAND TOTAL	\$ 7,475	

LAW ENFORCEMENT OFFICERS KILLED OR ASSAULTED

Type Of Activity	Total assaults by weapon	Type of Weapon				Type of Assignment								Officer assaults cleared
		Firearm	Knife or other cutting instrument	Other dangerous weapon	Hands, fists, feet, etc.	Two-officer vehicle	One-officer vehicle		Detective or special assign.		Other			
							Alone	Asst	Alone	Ast	Alone	Asst		
	A	B	C	D	E	F	G	H	I	J	K	L	M	
1. Responding to disturbance call (family quarrels, person with firearm, etc.)														
2. Burglaries in progress or pursuing burglary suspects														
3. Robberies in progress or pursuing robbery suspects														
4. Attempting other arrests														
5. Civil disorder (riot, mass disobedience, etc.)														
6. Handling, transporting, custody of prisoners														
7. Investigating suspicious persons or circumstances														
8. Ambush - no warning														
9. Handling persons with mental illness														
10. Traffic pursuits and stops														
11. All other														
12. TOTAL (1-11)														
13. Number with personal injury														
14. Number without personal injury														

15. Time of Assaults	12 AM	2 AM	4 AM	6 AM	8 AM	10 AM	NOON	2 PM	4 PM	6 PM	8 PM	10 PM

AGE, SEX AND RACE OF PERSONS ARRESTED
18 Years of age and over

CLASSIFICATIONS OF OFFENSES	UCR	SEX	AGE																TOT	RACE				
			18	19	20	21	22	23	24	25 29	30 34	35 39	40 44	45 49	50 54	55 59	60 64	65 OV		WHT	BLK	IND	ASN	PAC
MURDER/NONNEG MANSLAUGHTER	01A	M																						
		F																						
MANSLAUGHTER BY NEGLIGENCE	01B	M																						
		F																						
RAPE	02	M																						
		F																						
ROBBERY	03	M																						
		F																						
AGGRAVATED ASSAULT	04	M										1				1			2	2				
		F																						
BURGLARY	05	M																						
		F																						
LARCENY	06	M																						
		F																						
MOTOR VEHICLE THEFT	07	M																						
		F																						
OTHER ASSAULTS	08	M										1		1		2			4	2		2		
		F																						
ARSON	09	M																						
		F																						
FORGERY	10	M																						
		F																						
FRAUD	11	M																						
		F																						
EMBEZZLEMENT	12	M																						
		F																						
STOLEN PROPERTY	13	M																						
		F																						
VANDALISM	14	M																						
		F																						
WEAPONS	15	M																						
		F																						
PROSTITUTION AND COMMERCIALIZED VICE	16	M																						
		F																						

CLASSIFICATIONS OF OFFENSES	UCR	SEX	AGE																	TOT	RACE				
			18	19	20	21	22	23	24	25 29	30 34	35 39	40 44	45 49	50 54	55 59	60 64	65 OV	WHT		BLK	IND	ASN	PAC	
PROSTITUTION	16A	M																							
		F																							
ASSISTING OR PROMOTING PROSTITUTION	16B	M																							
		F																							
PURCHASING PROSTITUTION	16C	M																							
		F																							
SEX OFFENSES	17	M																							
		F																							
DRUG/SALE/MAN	180	M																							
		F																							
NARCOTICS	180A	M																							
		F																							
MARIJUANA	180B	M																							
		F																							
SYNTHETIC NARCOTICS	180C	M																							
		F																							
OTHER/NON-NARCOTICS	180D	M																							
		F																							
DRUG/POSSESSION	185	M																							
		F																							
NARCOTICS	185E	M																							
		F																							
MARIJUANA	185F	M																							
		F																							
SYNTHETIC NARCOTICS	185G	M																							
		F																							
OTHER/NON-NARCOTICS	185H	M																							
		F																							
GAMBLING	19	M																							
		F																							
BOOKMAKING	19A	M																							
		F																							
NUMBERS	19B	M																							
		F																							
OTHER GAMBLING	19C	M																							
		F																							
FAMILY/CHILD	20	M																							
		F																							

CLASSIFICATIONS OF OFFENSES	UCR	SEX	AGE																	TOT	RACE				
			18	19	20	21	22	23	24	25 29	30 34	35 39	40 44	45 49	50 54	55 59	60 64	65 OV	WHT		BLK	IND	ASN	PAC	
DRIVING INFLUENCE	21	M			1					2		1			2		1	2	9	10		2			
		F						1			1				1			3							
LIQUOR LAWS	22	M																							
		F																							
DRUNKENNESS	23	M																							
		F																							
DISORDERLY CONDUCT	24	M												1		1		2			2				
		F																							
VAGRANCY	25	M																							
		F																							
ALL OTHER	26	M		1						3		1				1	4	10	7		3				
		F																							
SUSPICION	27	M																							
		F																							
HUMAN TRAFFICKING/COMMERCIAL SEX ACTS	30	M																							
		F																							
HUMAN TRAFFICKING/INVOLUNTAR Y SERVITUDE	31	M																							
		F																							
TOTAL BY SEX		M		1	1					5		4		2	2	5	5	2	27	21		9			
		F							1			1				1		3							
GRAND TOTAL			0	1	1	0	0	0	1	5	0	5	0	2	2	6	5	2	30	21	0	9	0	0	

AGE, SEX AND RACE OF PERSONS ARRESTED
under 18 Years of age

CLASSIFICATIONS OF OFFENSES	UCR	Sex	AGE						TOT	RACE				
			Under 10	10-12	13-14	15	16	17		WHT	BLK	IND	ASN	PAC
MURDER/NONNEG MANSLAUGHTER	01A	M												
		F												
MANSLAUGHTER BY NEGLIGENCE	01B	M												
		F												
RAPE	02	M												
		F												
ROBBERY	03	M												
		F												
AGGRAVATED ASSAULT	04	M												
		F												
BURGLARY	05	M												
		F												
LARCENY	06	M												
		F												
MOTOR VEHICLE THEFT	07	M												
		F												
OTHER ASSAULTS	08	M												
		F												
ARSON	09	M												
		F												
FORGERY	10	M												
		F												
FRAUD	11	M												
		F												
EMBEZZLEMENT	12	M												
		F												
STOLEN PROPERTY	13	M												
		F												
VANDALISM	14	M												
		F												

CLASSIFICATIONS OF OFFENSES	UCR	Sex	AGE						TOT	RACE				
			Under 10	10-12	13-14	15	16	17		WHT	BLK	IND	ASN	PAC
WEAPONS	15	M												
		F												
PROSTITUTION AND COMMERCIALIZED VICE	16	M												
		F												
PROSTITUTION	16A	M												
		F												
ASSISTING OR PROMOTING PROSTITUTION	16B	M												
		F												
PURCHASING PROSTITUTION	16C	M												
		F												
SEX OFFENSES	17	M												
		F												
DRUG/SALE/MAN	180	M												
		F												
NARCOTICS	180A	M												
		F												
MARIJUANA	180B	M												
		F												
SYNTHETIC NARCOTICS	180C	M												
		F												
OTHER/NON-NARCOTICS	180D	M												
		F												
DRUG/POSSESSION	185	M												
		F												
NARCOTICS	185E	M												
		F												
MARIJUANA	185F	M												
		F												
SYNTHETIC NARCOTICS	185G	M												
		F												
OTHER/NON-NARCOTICS	185H	M												
		F												
GAMBLING	19	M												
		F												

CLASSIFICATIONS OF OFFENSES	UCR	Sex	AGE						TOT	RACE				
			Under 10	10-12	13-14	15	16	17		WHT	BLK	IND	ASN	PAC
BOOKMAKING	19A	M												
		F												
NUMBERS	19B	M												
		F												
OTHER GAMBLING	19C	M												
		F												
FAMILY/CHILD	20	M												
		F												
DRIVING INFLUENCE	21	M												
		F												
LIQUOR LAWS	22	M												
		F												
DRUNKENNESS	23	M												
		F												
DISORDERLY CONDUCT	24	M												
		F												
VAGRANCY	25	M												
		F												
ALL OTHER	26	M												
		F												
SUSPICION	27	M												
		F												
CURFEW	28	M												
		F												
RUN-AWAYS	29	M												
		F												
HUMAN TRAFFICKING/COMMERCIAL SEX ACTS	30	M												
		F												
HUMAN TRAFFICKING/INVOLUNTARY SERVITUDE	31	M												
		F												
TOTAL BY SEX		M												
		F												
GRAND TOTAL			0	0	0	0	0	0	0	0	0	0	0	0

MONTHLY RETURN OF ARSON OFFENSES KNOWN TO LAW ENFORCEMENT

1 PROPERTY CLASSIFICATION	2 Offenses Reported or Known to Police (Include Unfounded and attempts)	3 Unfounded, i.e. False or Baseless Complaints	4 Number of Actual Offenses (Column 2 Minus Column 3) Include Attempt)	5 Total Offenses Cleared by Arrest or Exceptional Means (Include Column 6)	6 Number of Clearances Involving Only Persons Under 18 Years of Age	7 Offenses Where Structures Uninhabited, Abandoned, or not Normally in Use	8 Estimated Value of Property Damage
STRUCTURAL							
A. Single Occupancy Residential: Houses, Townhouses, Duplexes, etc.							
B. Other Residential: Apartments, Tenements, Flats, Hotels, Motels, Inns, Dormitories, Boarding Houses, etc.							
C. Storage: Barns, Garages, Warehouses, etc.							
D. Industrial/Manufacturing							
E. Other Commercial: Stores, Restaurants, Offices, etc.							
F. Community/Public: Churches, Jails, Schools, Colleges, Hospitals, etc.							
G. All Other Structure: Out Buildings, Monuments, Buildings Under Construction, etc.							
TOTAL STRUCTURAL							
MOBILE							
H. Motor Vehicles: Automobiles, Trucks, Buses, Motorcycles, etc.: UCR Definition							
I. Other Mobile Property: Trailers, Recreational Vehicles, Airplanes, Boats, etc.							
TOTAL MOBILE							
OTHER							
J. TOTAL OTHER Crops, Timber, Fences, Signs, etc.							
TOTAL OTHER							
GRAND TOTAL							

Grand Total for arson include both attempted and completed. Attempted arsons will not have an associated property type of value.

HUMAN TRAFFICKING OFFENSES

(1) Human Trafficking Classification	(2) Offenses Reported	(3) Unfounded Offenses	(4) Actual Offenses	(5) Offenses Cleared	(6) Juveniles Only
Commercial Sex Acts					
Involuntary Servitude					
GRAND TOTAL					

Appendix: Offenses in Uniform Crime Reporting

The Uniform Crime Reporting (UCR) Program divides offenses into two groups, Part I and Part II crimes (offenses). Each month, participating law enforcement agencies submit information on the number of Part I offenses known to them; those offenses cleared by arrest or exceptional means; and the age, sex, and race of persons arrested for each of the offenses. Contributors provide only arrest data for Part II offenses.

The UCR Program collects data about Part I offenses in order to measure the level and scope of crime occurring throughout the Nation. The Program's founders chose these offenses because they are serious crimes, they occur with regularity in all areas of the country, and they are likely to be reported to police. Part I and Part II offenses are defined below.

Part I offenses:

Criminal homicide: a) Murder and non-negligent manslaughter: the willful (non-negligent) killing of one human being by another. Deaths caused by negligence, attempts to kill, assaults to kill, suicides, and accidental deaths are excluded. The Program classifies justifiable homicides separately and limits the definition to: (1) the killing of a felon by a law enforcement officer in the line of duty; or (2) the killing of a felon, during the commission of a felony, by a private citizen. b) Manslaughter by negligence: the killing of another person through gross negligence. Deaths of persons due to their own negligence, accidental deaths not resulting from gross negligence, and traffic fatalities are not included in the category Manslaughter by Negligence.

Rape (2013): Penetration, no matter how slight, of the vagina or anus with any body part or object, or oral penetration by a sex organ or another person, without consent of the victim. This definition includes either gender of victim or offender. This definition also includes instances in which the victim is incapable of giving consent because of temporary or permanent mental or physical incapacity (including due to the influence of drugs or alcohol) or because of age. Physical resistance is not required on the part of the victim to demonstrate lack of consent. Statutory offenses (no force used – victim under age of consent) are excluded.

Robbery: The taking or attempting to take anything of value from the care, custody, or control of a person or persons by force or threat of force or violence and/or by putting the victim in fear.

Aggravated assault: An unlawful attack by one person upon another for the purpose of inflicting severe or aggravated bodily injury. This type of assault usually is accompanied by the use of a weapon or by

means likely to produce death or great bodily harm. Simple assaults are excluded.

Burglary (breaking or entering): The unlawful entry of a structure to commit a felony or a theft. Attempted forcible entry is included.

Larceny-theft (except motor vehicle theft): The unlawful taking, carrying, leading, or riding away of property from the possession or constructive possession of another. Examples are thefts of bicycles, motor vehicle parts and accessories, shoplifting, pocket-picking, or the stealing of any property or article that is not taken by force and violence or by fraud. Attempted larcenies are included. Embezzlement, confidence games, forgery, check fraud, etc., are excluded.

Motor vehicle theft: The theft or attempted theft of a motor vehicle. A motor vehicle is self-propelled and runs on land surface and not on rails. Motorboats, construction equipment, airplanes, and farming equipment are specifically excluded from this category.

Arson: Any willful or malicious burning or attempt to burn, with or without intent to defraud, a dwelling house, public building, motor vehicle or aircraft, personal property of another, etc.

Human Trafficking – Commercial Sex Acts (2013): Inducing a person by force, fraud, or coercion to participate in commercial sex acts, or in which the person induced to perform such act(s) has not attained 18 years of age.

Human trafficking – involuntary servitude (2013) : The obtaining of a person(s) through recruitment, harboring, transportation, or provision, and subjecting such persons by force, fraud, or coercion into involuntary servitude, peonage, debt bondage, or slavery (not to include commercial sex acts).

Part II offenses:

Other assaults (simple): Assaults and attempted assaults which are not of an aggravated nature and do not result in serious injury to the victim. Stalking, intimidation, coercion, and hazing are included.

Forgery and counterfeiting: The altering, copying or imitating of something, without authority or right, with the intent to deceive or defraud by passing the copy or thing altered or imitated as that which is the original or genuine; or the selling, buying, or possession of an altered, copied, or imitated thing with the intent to deceive or defraud. Attempts are included.

Fraud: The intentional perversion of the truth for the purpose or including another person or other entity in reliance upon it to part with something of value or to surrender a legal right. Fraudulent conversion and obtaining money or property by false pretenses. Confidence games and bad checks, except forgeries and counterfeiting, are included.

Embezzlement: The unlawful misappropriation or misapplication by an offender to his/her own use or purpose of money, property, or some other thing of value entrusted to his/her care, custody, or control.

Stolen property (buying, receiving, possessing): Buying, receiving, possessing, selling, concealing, or transporting any property with the knowledge that it has been unlawfully taken, as by burglary, embezzlement, fraud, larceny, robbery, etc. Attempts are included.

Vandalism: To willfully or maliciously destroy, injure, disfigure, or deface any public or private property, real or personal, without the consent of the owner or person having custody or control by cutting, tearing, breaking, marking, painting, drawing, covering with filth, or any other such means as may be specified by local law. Attempts are included.

Weapons (carrying, possessing, etc.): The violation of laws or ordinances prohibiting the manufacture, sale, purchase, transportation, possession, concealment, or use of firearms, cutting instruments, explosives, incendiary devices, or other deadly weapons. Attempts are included.

Prostitution and commercialized vice: The unlawful promotion of or participation in sexual activities for profit, including attempts.

Assisting and promoting prostitution (2013): Soliciting customers or transporting person for prostitution purposes, to own, manage, or operate a dwelling for the purpose of providing a place where prostitution is performed, or to otherwise assist or promote prostitution.

Purchasing prostitution (2013): Purchasing or trading anything of value for commercial sex acts. Sex offenses (except rape, prostitution, and commercialized vice): Offenses against chastity, common decency, morals, and the like. Incest, indecent exposure, and statutory rape are included. Attempts are included.

Drug abuse violation: The violation of laws prohibiting the production, distribution, and/or use of certain controlled substances. The unlawful cultivation, manufacture, distribution, sale, purchase, use, possession, transportation, or importation of any controlled drug or narcotic substance. Arrests for violations of state and local laws, specifically those relating to the unlawful possession, sale, use, growing, manufacturing and making of narcotic drugs. The following drug categories are specified: opium or cocaine and their derivatives (morphine, heroin, codeine); marijuana; synthetic narcotics – manufactured narcotics that can cause true addiction (demerol, methadone); and dangerous non-narcotic drugs (barbiturates, benzedrine).

Gambling: To unlawfully bet or wager money or something else of value; assist, promote, or operate a game of chance for money or some other stake; possess or transmit wagering information; manufacture, sell, purchase, possess, or transport gambling equipment, devices, or goods; or tamper with the outcome of a sporting event or contest to gain a gambling advantage.

Offenses against family and children: Unlawful nonviolent acts by a family member (or legal guardian) that threaten the physical, mental, or economic wellbeing or morals of another family member and are not classifiable as other offenses, such as Assault or Sex Offenses. Attempts are included.

Driving under the influence: Driving or operating a motor vehicle or common carrier while mentally or

physically impaired as the result of consuming an alcoholic beverage or using a drug or narcotic.

Part II offenses, continued:

Liquor laws: The violation of state or local laws or ordinances prohibiting the manufacture, sale, purchase, transportation, possession, or use of alcoholic beverages, not including driving under the influence and drunkenness. Federal violations are excluded.

Drunkenness: To drink alcoholic beverages to the extent that one's mental faculties and physical coordination are substantially impaired. Driving under the influence is excluded.

Disorderly conduct: Any behavior that tends to disturb the public peace or decorum, scandalizes the community, or shock the public sense of morality.

Vagrancy: The violation of a court order, regulation, ordinance, or law requiring the withdrawal of persons from the streets or other specified areas; prohibiting persons from remaining in an area or place in an idle or aimless manner; or prohibiting persons from going from place to place without visible means of support.

All other offenses: All violations of state or local laws not specifically identified as Part I or Part II offenses, except traffic violations.

Suspicion: Arrested for no specific offense and released without formal charges being placed. Curfew and loitering laws (persons under age 18): Violations by juveniles of local curfew or loitering ordinances.

Runaways (persons under age 18): Limited to juveniles taken into protective custody under the provisions of local statutes.